


Ultra-Low Phase Noise OCXO

AOCJY7TQ



25.5 x 25.5 x 12.7mm

FEATURES:

- Exceptional Close to the carrier Maximum Phase Noise of -155dBc/Hz @ 1kHz & -170dBc/Hz @ 10kHz offset from 100.0 MHz Carrier
- SC-Cut, High “Q” resonator based design
- 100.0MHz carrier frequency
- Excellent Frequency Stability of ± 50.0 ppb over the operating temperature range of -40°C to +70°C
- Tuned Sinewave output into a 50Ω load
- Industry Standard, 25.5 x 25.5 x 12.7mm RoHS compliant & Pb free package

APPLICATIONS:

- COTS Military & Industrial Radios & Timing Circuits
- Cellular Infrastructure
- Radar Systems
- Test & Measurement Equipment
- GPS Tracking with precision hold-over accuracy
- WiMax / WLAN
- Precision primary frequency reference clocks

STANDARD SPECIFICATIONS:

Maximum Rating

Parameters	Rating
Storage Temperature Range	-55 to +125°C
Supply Voltage	-0.3 to 15V
Control Voltage	0 to 5V
ESD, HBM/CDM/MM	2kV/1kV/200V

Parameters	Minimum	Typical	Maximum	Units	Notes
Frequency (Fc)		100.000		MHz	
Initial Frequency Tolerance (@+25°C) at shipping			±300	ppb	
Warm-up Time (@+25°C)			5	minutes	with accuracy of ±100 ppb
Frequency Stability Options (Ref. to Frequency @+25°C)					
-40°C to +70°C			±50	ppb	Option “5”
-40°C to +70°C			±100	ppb	Option “1”
-40°C to +85°C			±200	ppb	Option “2”
Frequency Stability vs. Supply Voltage Change (Vdd±5%)			±10	ppb	
Frequency Stability vs. Load Change (Load±5%)			±10	ppb	
Aging per Day (after 30 days of operation)			±5	ppb	
Aging per Year (after 30 days of operation)			±500	ppb	
Supply Voltage (Vdd)	+11.4	+12.0	+12.6	V	
Power Consumption	During Warming-up		4.5	W	
	Steady@+25°C & still air		1.5	W	
Control Port (Applicable for Voltage Controlled version only)					
Control Voltage Range (Vc)	+0	+2.5	+5	V	
Center Control Voltage (Vc)		+2.5		V	To be with-in ±300 ppb of Fc @ 25°C
Frequency Tuning Range		±1000		ppb	
Tuning Slope		Positive			
Linearity			±10	%	
Port Impedance	50			kΩ	

Ultra-Low Phase Noise OCXO

AOCJY7TQ



25.5 x 25.5 x 12.7mm

STANDARD SPECIFICATIONS:

(Continued)

Parameters	Minimum	Typical	Maximum	Unites	Notes
Phase Noise* (100MHz carrier frequency @25°C):		<-95	-93	dBc/Hz	Offset @10Hz
		<-126	-125		Offset @100Hz
		<-161	-155		Offset @1kHz
		-171	-170		Offset @10kHz
		-173	-170		Offset @100kHz
		-174	-170		Offset @1MHz
		-173	-170		Offset @10MHz
		-174	-170		Offset @20MHz
RMS Jitter (12kHz to 20MHz)		20	40	fs	
Sine Wave Output					
Output Level	8			dBm	
Harmonics			-30	dBc	
Spurious			-70	dBc	
Load		50		Ω	

* Close to carrier phase noise is a few dB better in fixed clock configuration than the voltage controlled configuration

PART IDENTIFICATION:

AOCJY7TQ - - 100.000MHz -

Fixed Clock or Voltage Controlled

X = Fixed Clock

V = Voltage Controlled

Freq. Stability over Operating Temp.

5: ±50ppb

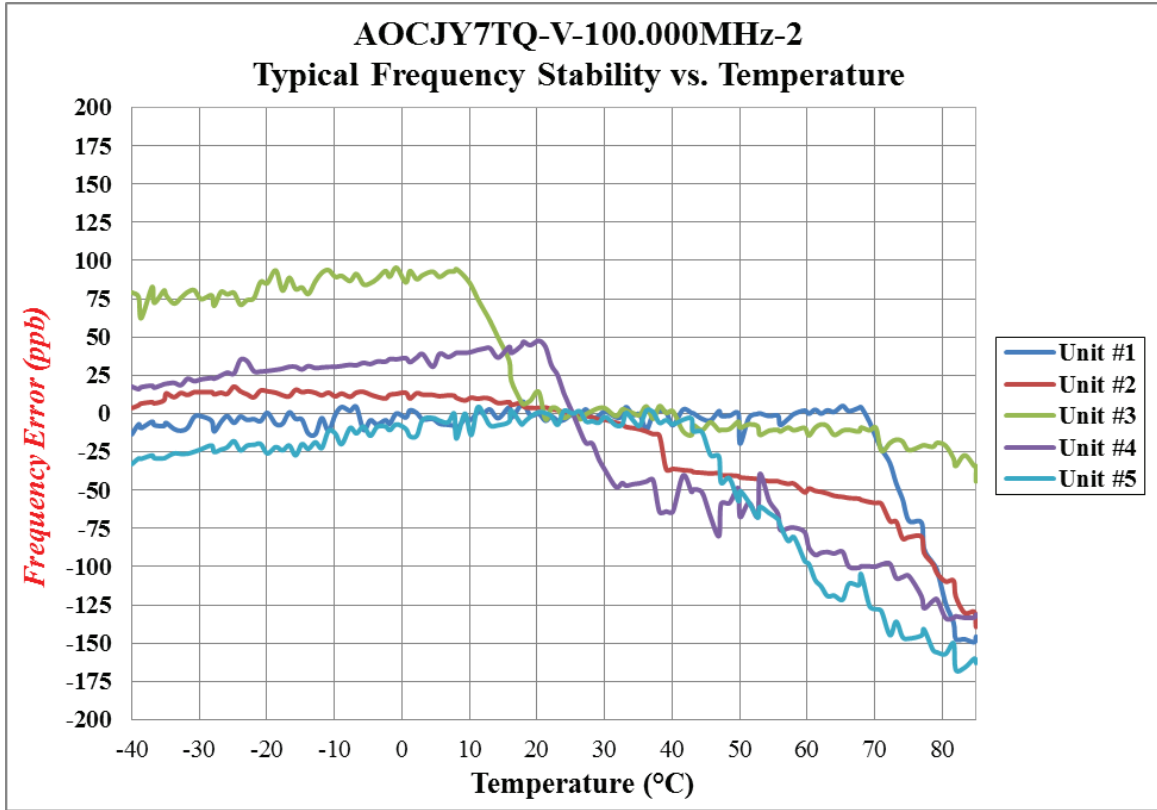
1: ±100ppb

2: ±200ppb

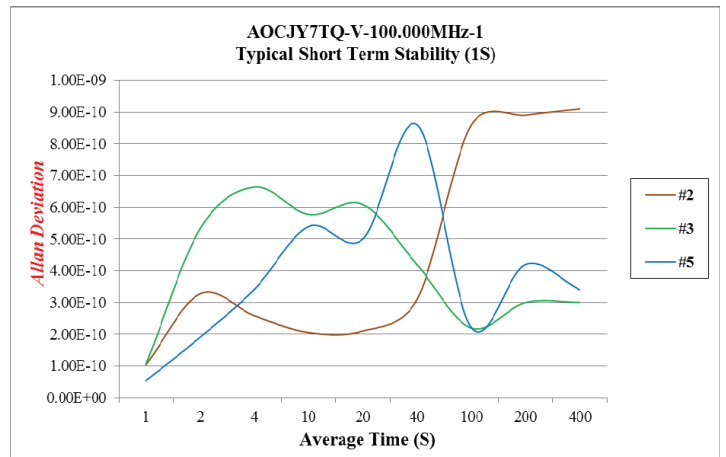
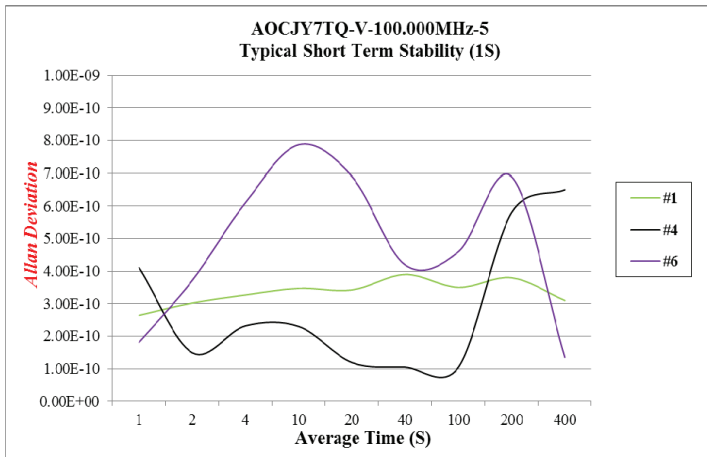


25.5 x 25.5 x 12.7mm


TYPICAL FREQUENCY STABILITY VS. TEMPERATURE



TYPICAL SHORT TERM STABILITY



Ultra-Low Phase Noise OCXO

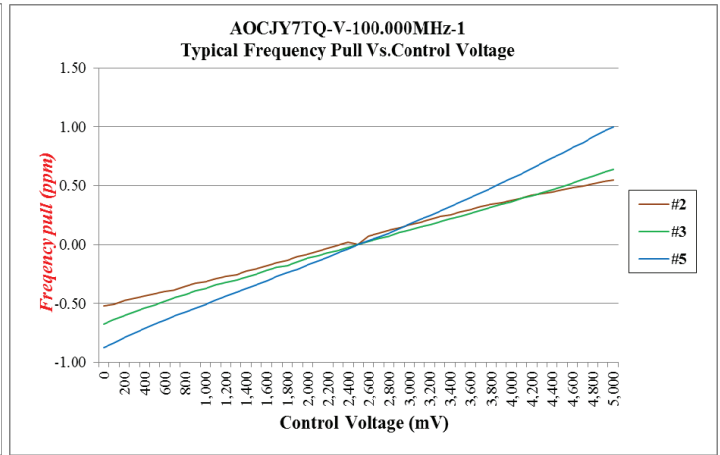
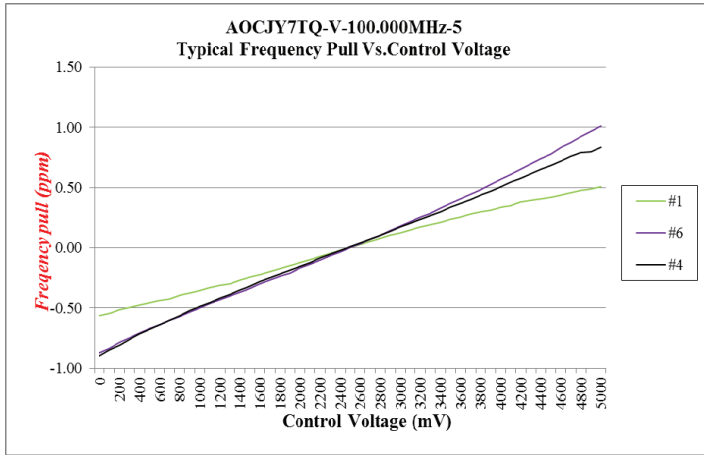


25.5 x 25.5 x 12.7mm

AOCJY7TQ

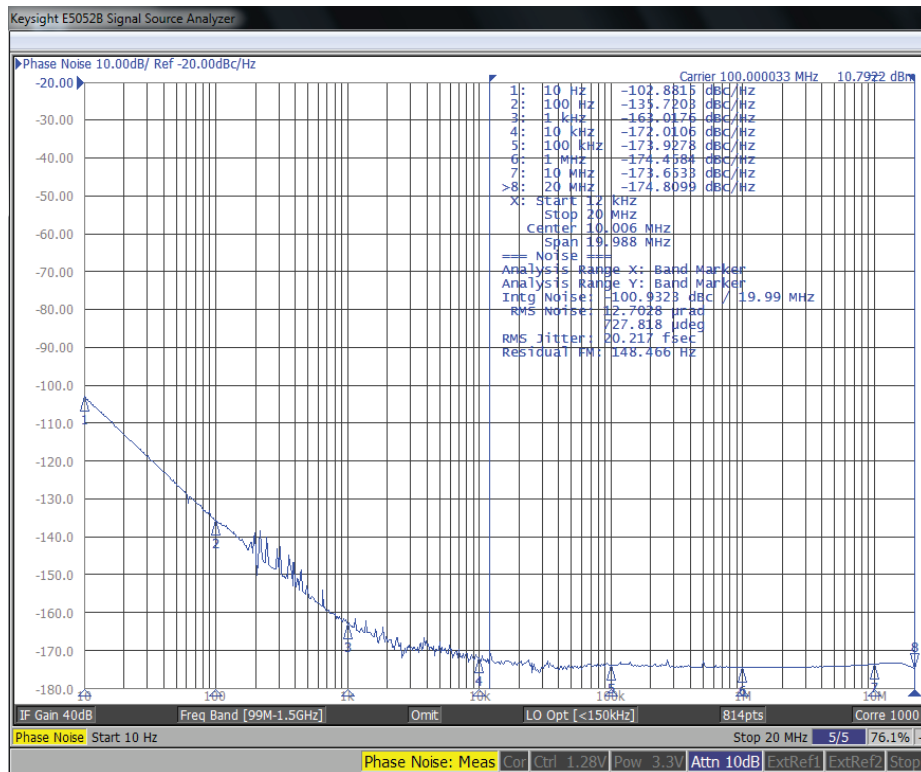


TYPICAL FREQUENCY PULL VS. CONTROL VOLTAGE



TYPICAL PHASE NOISE

100.00 MHz Carrier



ABRACON IS
ISO9001:2008
CERTIFIED



2 Faraday, Suite# B | Irvine | CA 92618 Revised: 07.21.15
Ph. 949.546.8000 | Fax. 949.546.8001
Visit www.abracon.com for Terms and Conditions of Sale

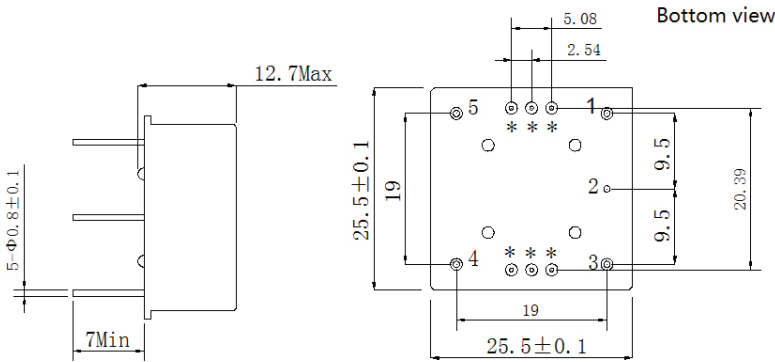
Ultra-Low Phase Noise OCXO

AOCJY7TQ

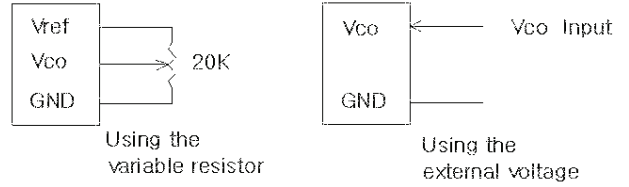


25.5 x 25.5 x 12.7mm

OUTLINE DIMENSION:



Reference Connection of Voltage Control Circuit



Pin	Function
1	RF Output
2	GND, Case
3	Vc (see Note 2 below)
4	Vref (See Note 3 below)
5	Vdd

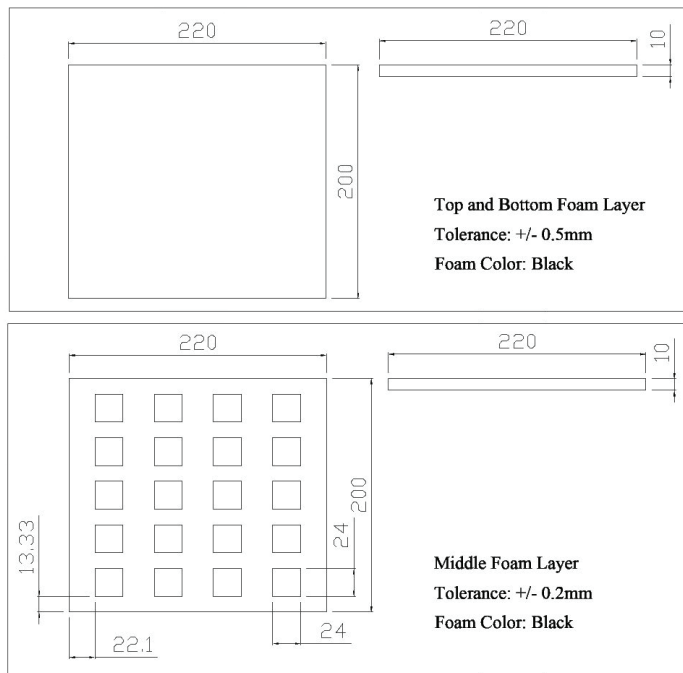
Notes:

1. The pins with "*" are for factory testing purpose.
2. Please leave pin 3 not connected if Vc is not used.
3. Please leave pin 4 not connected if Vref is not used.

Dimensions: mm

TAPE & REEL:

20pcs/ ESD Foam Tray



Dimensions: mm

ATTENTION: Abracon Corporation's products are COTS – Commercial-Off-The-Shelf products; suitable for Commercial, Industrial and, where designated, Automotive Applications. Abracon's products are not specifically designed for Military, Aviation, Aerospace, Life-dependant Medical applications or any application requiring high reliability where component failure could result in loss of life and/or property. For applications requiring high reliability and/or presenting an extreme operating environment, written consent and authorization from Abracon Corporation is required. Please contact Abracon Corporation for more information.

ABRACON IS
ISO9001:2008
CERTIFIED



2 Faraday, Suite# B | Irvine | CA 92618 Revised: 07.21.15
Ph. 949.546.8000 | Fax. 949.546.8001
Visit www.abracon.com for Terms and Conditions of Sale



Компания «ЭлектроПласт» предлагает заключение долгосрочных отношений при поставках импортных электронных компонентов на взаимовыгодных условиях!

Наши преимущества:

- Оперативные поставки широкого спектра электронных компонентов отечественного и импортного производства напрямую от производителей и с крупнейших мировых складов;
- Поставка более 17-ти миллионов наименований электронных компонентов;
- Поставка сложных, дефицитных, либо снятых с производства позиций;
- Оперативные сроки поставки под заказ (от 5 рабочих дней);
- Экспресс доставка в любую точку России;
- Техническая поддержка проекта, помощь в подборе аналогов, поставка прототипов;
- Система менеджмента качества сертифицирована по Международному стандарту ISO 9001;
- Лицензия ФСБ на осуществление работ с использованием сведений, составляющих государственную тайну;
- Поставка специализированных компонентов (Xilinx, Altera, Analog Devices, Intersil, Interpoint, Microsemi, Aeroflex, Peregrine, Syfer, Eurofarad, Texas Instrument, Miteq, Cobham, E2V, MA-COM, Hittite, Mini-Circuits, General Dynamics и др.);

Помимо этого, одним из направлений компании «ЭлектроПласт» является направление «Источники питания». Мы предлагаем Вам помощь Конструкторского отдела:

- Подбор оптимального решения, техническое обоснование при выборе компонента;
- Подбор аналогов;
- Консультации по применению компонента;
- Поставка образцов и прототипов;
- Техническая поддержка проекта;
- Защита от снятия компонента с производства.



Как с нами связаться

Телефон: 8 (812) 309 58 32 (многоканальный)

Факс: 8 (812) 320-02-42

Электронная почта: org@eplast1.ru

Адрес: 198099, г. Санкт-Петербург, ул. Калинина, дом 2, корпус 4, литера А.