

## Relay Module - PLC-RPT-110UC/21-21AU/RW - 2900351

Please be informed that the data shown in this PDF Document is generated from our Online Catalog. Please find the complete data in the user's documentation. Our General Terms of Use for Downloads are valid (<http://phoenixcontact.com/download>)



PLC-INTERFACE for railway applications, consisting of basic terminal block with push-in connection and plug-in miniature relay with multi-layer gold contact, range:  $0.7 \times U_N$  to  $1.25 \times U_N$ , temperature class TX:  $-40^\circ\text{C}$  to  $+70^\circ\text{C}$ , 2 PDTs, input voltage 110 V DC

The figure shows a version with a screw connection

### Product Features

- ✓ Optimum relay operation thanks to wide-range electronics
- ✓ Vibration and shock resistance according to EN 50155
- ✓ Safe isolation according to DIN EN 50178 between coil and contact
- ✓ Certified according to EN 50155
- ✓ Spring-cage and Push-in connection technology
- ✓ Temperature range from  $-40^\circ\text{C}$  to  $+70^\circ\text{C}$  ( $+85^\circ\text{C}$  briefly)
- ✓ Input voltage range of 0.7 to  $1.25 \times U_N$  ( $1.4 \times U_N$  briefly)



### Key commercial data

Packing unit	1 pc
Weight per Piece (excluding packing)	99.99 GRM
Custom tariff number	85364900
Country of origin	Germany

### Technical data

#### Note

Utilization restriction	EMC: class A product, see manufacturer's declaration in the download area
-------------------------	---

#### Dimensions

Width	14 mm
Height	80 mm

# Relay Module - PLC-RPT-110UC/21-21AU/RW - 2900351

## Technical data

### Dimensions

Depth	94 mm
-------	-------

### Ambient conditions

Ambient temperature (operation)	-40 °C ... 70 °C (Temperature class TX)
Ambient temperature (storage/transport)	-40 °C ... 85 °C

### Coil side

Nominal input voltage $U_N$	110 V DC
Input voltage range in reference to $U_N$	0.7 ... 1.25
Typical input current at $U_N$	4.5 mA
Typical response time	5 ms
Typical release time	11 ms
Operating voltage display	Yellow LED
Protective circuit	Bridge rectifier Bridge rectifier
	Free-wheeling diode Damping diode
	Surge protection
	RCZ filter
	Wide-range electronics

### Contact side

Contact type	2 PDT
Contact material	AgNi, hard gold-plated
Maximum switching voltage	30 V AC
	36 V DC
Minimum switching voltage	100 mV (at 10 mA)
Maximum inrush current	50 mA
Min. switching current	1 mA (at 24 V)
Limiting continuous current	50 mA
Interrupting rating (ohmic load) max.	1.2 W (at 24 V DC)
Note	the following values are applicable if a gold layer is destroyed
Maximum switching voltage	250 V AC/DC (Separating plate PLC-ATP must be installed for voltages larger than 250 V (L1, L2, L3) between identical terminal blocks in adjacent modules.)
Minimum switching voltage	12 V AC/DC
Limiting continuous current	2x 6 A (see derating curve)
Maximum inrush current	15 A (300 ms)
Min. switching current	10 mA
Interrupting rating (ohmic load) max.	140 W (at 24 V DC)
	100 W (at 48 V DC)

## Relay Module - PLC-RPT-110UC/21-21AU/RW - 2900351

### Technical data

#### Contact side

	60 W (at 60 V DC)
	44 W (at 110 V DC)
	60 W (at 220 V DC)
	1500 VA (for 250 V AC)
Switching capacity in acc. with DIN VDE 0660/IEC 60947	2 A (at 24 V, DC13)
	0.2 A (at 110 V, DC13)
	0.2 A (at 250 V, DC13)
	2 A (at 24 V, AC15)
	2 A (at 120 V, AC15)
	2 A (at 250 V, AC15)

#### General

Test voltage relay winding/relay contact	5 kV <sub>rms</sub> (50 Hz, 1 min.)
Test voltage PDT/PDT	2.5 kV <sub>rms</sub> (50 Hz, 1 min.)
Operating mode	100% operating factor
Degree of protection	Relay socket
	RT III (Relay)
Mechanical service life	Approx. $3 \times 10^7$ cycles
Inflammability class according to UL 94	V0
Standards/regulations	EN 50155 (VDE 0115 part 200)
	EN 50178
	IEC 62103
	EN 61373
	EN 50121
Rated surge voltage / insulation	6 kV / Basic isolation
Rated insulation voltage	250 V AC
Pollution degree	2
Surge voltage category	III
Mounting position	any
Assembly instructions	In rows with zero spacing

#### Connection data

Connection method	Push-in connection
Stripping length	8 mm
Conductor cross section stranded min.	0.14 mm <sup>2</sup>
Conductor cross section stranded max.	2.5 mm <sup>2</sup>
Conductor cross section solid min.	0.14 mm <sup>2</sup>
Conductor cross section solid max.	2.5 mm <sup>2</sup>

# Relay Module - PLC-RPT-110UC/21-21AU/RW - 2900351

## Technical data

### Connection data

Conductor cross section AWG/kcmil max	14
Conductor cross section AWG/kcmil min.	26

## Classifications

### eCl@ss

eCl@ss 4.0	27371001
eCl@ss 4.1	27371001
eCl@ss 5.0	27371001
eCl@ss 5.1	27371001
eCl@ss 6.0	27371001
eCl@ss 7.0	27371001
eCl@ss 8.0	27371001

### ETIM

ETIM 4.0	EC000196
ETIM 5.0	EC000196

### UNSPSC

UNSPSC 6.01	30211916
UNSPSC 7.0901	39121515
UNSPSC 11	39121515
UNSPSC 12.01	39121515
UNSPSC 13.2	39121515

## Approvals

### Approvals

---

#### Approvals

UL Listed / cUL Listed / UL Recognized / cUL Recognized / GL / cULus Recognized / cULus Listed

---

#### Ex Approvals

---


#### Approvals submitted

---


## Relay Module - PLC-RPT-110UC/21-21AU/RW - 2900351


### Approvals

#### Approval details


UL Listed 


cUL Listed 

UL Recognized 

cUL Recognized 

GL

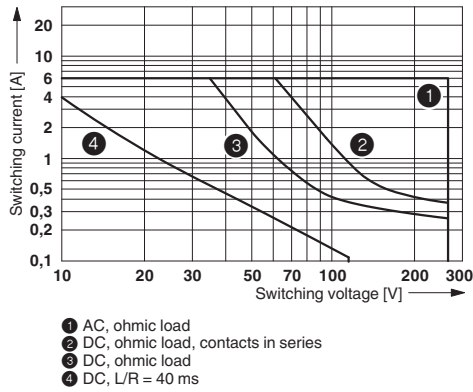
cULus Recognized  US

cULus Listed  US

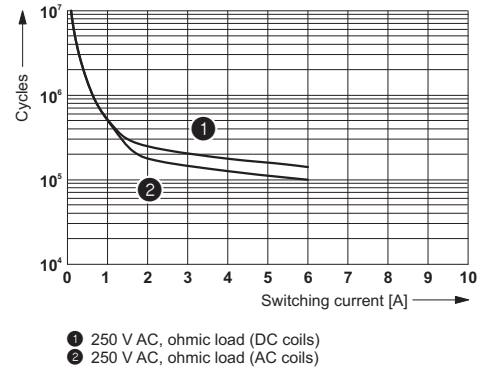
### Drawings

# Relay Module - PLC-RPT-110UC/21-21AU/RW - 2900351

Diagram



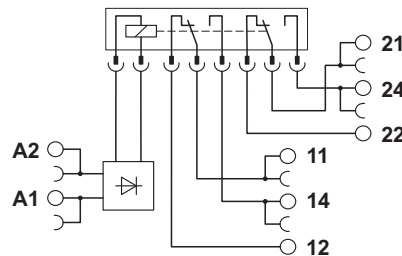
Diagram



Electrical service life

Interrupting rating

Circuit diagram





Компания «ЭлектроПласт» предлагает заключение долгосрочных отношений при поставках импортных электронных компонентов на взаимовыгодных условиях!

Наши преимущества:

- Оперативные поставки широкого спектра электронных компонентов отечественного и импортного производства напрямую от производителей и с крупнейших мировых складов;
- Поставка более 17-ти миллионов наименований электронных компонентов;
- Поставка сложных, дефицитных, либо снятых с производства позиций;
- Оперативные сроки поставки под заказ (от 5 рабочих дней);
- Экспресс доставка в любую точку России;
- Техническая поддержка проекта, помощь в подборе аналогов, поставка прототипов;
- Система менеджмента качества сертифицирована по Международному стандарту ISO 9001;
- Лицензия ФСБ на осуществление работ с использованием сведений, составляющих государственную тайну;
- Поставка специализированных компонентов (Xilinx, Altera, Analog Devices, Intersil, Interpoint, Microsemi, Aeroflex, Peregrine, Syfer, Eurofarad, Texas Instrument, Miteq, Cobham, E2V, MA-COM, Hittite, Mini-Circuits, General Dynamics и др.);

Помимо этого, одним из направлений компании «ЭлектроПласт» является направление «Источники питания». Мы предлагаем Вам помощь Конструкторского отдела:

- Подбор оптимального решения, техническое обоснование при выборе компонента;
- Подбор аналогов;
- Консультации по применению компонента;
- Поставка образцов и прототипов;
- Техническая поддержка проекта;
- Защита от снятия компонента с производства.



#### Как с нами связаться

**Телефон:** 8 (812) 309 58 32 (многоканальный)

**Факс:** 8 (812) 320-02-42

**Электронная почта:** [org@eplast1.ru](mailto:org@eplast1.ru)

**Адрес:** 198099, г. Санкт-Петербург, ул. Калинина, дом 2, корпус 4, литера А.