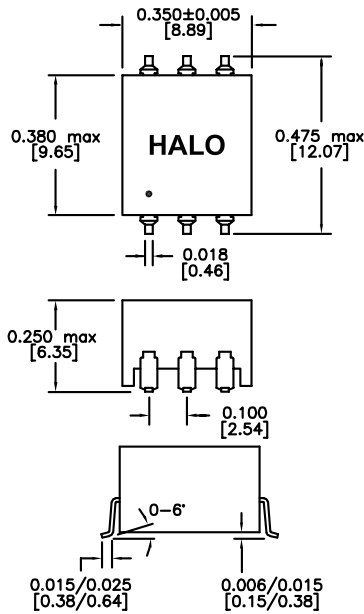


The TGM-NA and TDM-NA, reinforced insulation, 6 pin transformers provide the isolation and voltage outputs required for low cost DC/DC converter circuits. UL1950, IEC950 and EN60950 recognized. Designed specifically for use with the Maxim™ MAX253 and MAX845 monolithic oscillator/power drivers with 3.3V or 5V power source. Other packages are available with isolation voltages ranging from 500 to 4.5KVrms. For more information, pertaining to the MAX845 please contact Maxim at (408) 737-7600. Maxim is a registered trademark of Maxim Integrated Products.

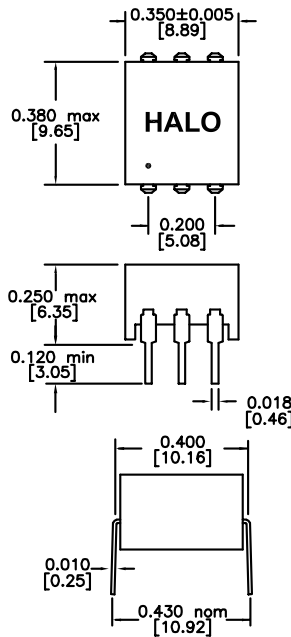


### TGM-NA SMD Package



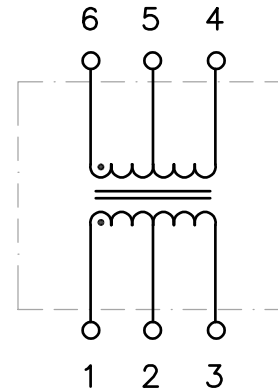
DIMENSIONS: Inch[mm]  
CO-PLANARITY: 0.004[0.10]

### TDM-NA DIL Package



DIMENSIONS : Inch[mm]

### Circuit Diagram



Electrical Specifications @ 25°C  
 Operating Temp: -40 to +85°C  
 Pri Pins: 1-3  
 Pri OCL: 960µH typ  
 Pri DCR: 0.8Ω

Patented Construction  
 US Pat Nbrs: 5,656,985

| SMD       | Part Number | Turns Ratio (±3%) | ET Constant | Isolation |
|-----------|-------------|-------------------|-------------|-----------|
|           | DIL         | PRI:SEC           | V-us min.   | Vrms      |
| TGM-310NA | TDM-310NA   | 2CT:1CT           | 18          | 3,000     |
| TGM-320NA | TDM-320NA   | 8CT:3CT           | 18          | 3,000     |
| TGM-330NA | TDM-330NA   | 4CT:3CT           | 18          | 3,000     |
| TGM-340NA | TDM-340NA   | 3CT:4CT           | 18          | 3,000     |
| TGM-350NA | TDM-350NA   | 1CT:1CT           | 18          | 3,000     |
| TGM-360NA | TDM-360NA   | 1CT:2CT           | 22          | 3,000     |
| TGM-380NA | TDM-380NA   | 3CT:8CT           | 22          | 3,000     |

The TGM-NA and TDM-NA, reinforced insulation, 6 pin transformers provide the isolation and voltage outputs required for low cost DC/DC converter circuits. UL1950, IEC950 and EN60950 recognized. Designed specifically for use with the Maxim™ MAX253 and MAX845 monolithic oscillator/power drivers with 3.3V or 5V power source. Other packages are available with isolation voltages ranging from 500 to 4.5KVrms. For more information, pertaining to the MAX845 please contact Maxim at (408) 737-7600. Maxim is a registered trademark of Maxim Integrated Products.

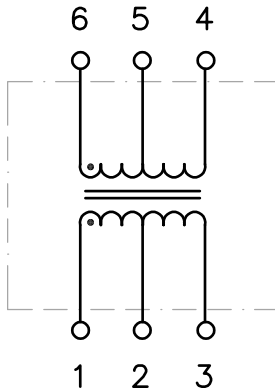


**TGM-NA SMD Package**



DIMENSIONS: Inch[mm]  
CO-PLANARITY: 0.004[0.10]

**Circuit Diagram**



**Electrical Specifications @ 25°C**

Operating Temp: -40 to +85°C  
Pri Pins: 1-3  
Pri OCL: 500µH typ  
Pri DCR: 0.8Ω

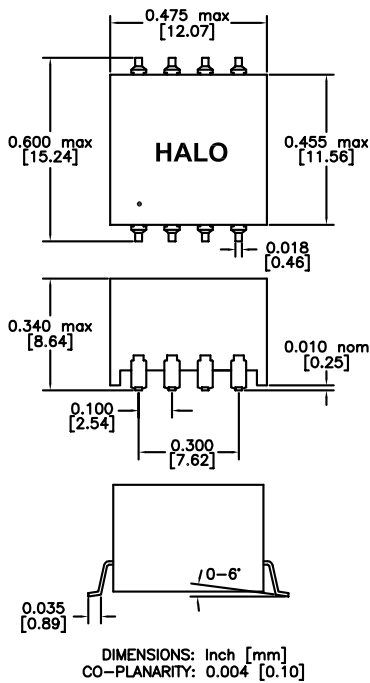
Patented Construction  
US Pat Nbrs: 5,656,985

| Part Number | Turns Ratio (±3%) | ET Constant | Isolation |
|-------------|-------------------|-------------|-----------|
| SMD         | PRI:SEC           | V-us min.   | Vrms      |
| TGM-310NARL | 2CT:1CT           | 11          | 3,000     |
| TGM-320NARL | 8CT:3CT           | 11          | 3,000     |
| TGM-330NARL | 4CT:3CT           | 11          | 3,000     |
| TGM-340NARL | 3CT:4CT           | 11          | 3,000     |
| TGM-350NARL | 1CT:1CT           | 11          | 3,000     |
| TGM-360NARL | 1CT:2CT           | 11          | 3,000     |
| TGM-380NARL | 3CT:8CT           | 11          | 3,000     |

The TGM-NF, reinforced insulation, 8 pin transformers provide the isolation and voltage outputs required for low cost DC/DC converter circuits. UL1950, IEC950 and EN60950 recognized. Designed specifically for use with the Maxim™ MAX253 and MAX845 monolithic oscillator/power drivers with 3.3V or 5V power source. Smaller packages are available for lower isolation voltage applications. For more information, pertaining to the MAX845 please contact Maxim at (408) 737-7600. Maxim is a registered trademark of Maxim Integrated Products.



### NF Package



### Circuit Diagram



### Electrical Specifications @ 25°C

Operating Temp: -40 to +85°C  
Pri DCR: 0.8Ω  
Pri OCL (1-4, tie 2-3): 500μH typ

Patented Construction  
US Pat Nbrs: 5,656,985

| Part Number | Turns Ratio (±3%) | ET Constant         | Isolation |
|-------------|-------------------|---------------------|-----------|
|             | PRI:SEC           | V <sub>μs</sub> Min | Vrms      |
| TGM-410NF   | 2CT:1CT           | 18                  | 4,500     |
| TGM-420NF   | 8CT:3CT           | 18                  | 4,500     |
| TGM-430NF   | 4CT:3CT           | 18                  | 4,500     |
| TGM-440NF   | 3CT:4CT           | 18                  | 4,500     |
| TGM-450NF   | 1CT:1CT           | 18                  | 4,500     |

The TGM-NF, reinforced insulation, 8 pin transformers provide the isolation and voltage outputs required for low cost DC/DC converter circuits. UL1950, IEC950 and EN60950 recognized. Designed specifically for use with the Maxim™ MAX253 and MAX845 monolithic oscillator/power drivers with 3.3V or 5V power source. Smaller packages are available for lower isolation voltage applications. For more information, pertaining to the MAX845 please contact Maxim at (408) 737-7600. Maxim is a registered trademark of Maxim Integrated Products.



**NF Package**



**Circuit Diagram**



Electrical Specifications @ 25°C  
 Operating Temp: -40 to +85°C  
 Pri DCR: 0.8Ω  
 Pri OCL (1-4, tie 2-3): 500μH typ

Patented Construction  
 US Pat Number: 5,656,985

| Part Number | Turns Ratio (±3%)<br>PRI:SEC | ET Constant<br>Vμs Min | Isolation<br>Vrms |
|-------------|------------------------------|------------------------|-------------------|
| TGM-410NFRL | 2CT:1CT                      | 11                     | 4,500             |
| TGM-420NFRL | 8CT:3CT                      | 11                     | 4,500             |
| TGM-430NFRL | 4CT:3CT                      | 11                     | 4,500             |
| TGM-440NFRL | 3CT:4CT                      | 11                     | 4,500             |
| TGM-450NFRL | 1CT:1CT                      | 11                     | 4,500             |

The TDM and TGM series of transformers have been designed specifically for use with the Maxim™ MAX253 and MAX845 monolithic oscillator/power driver with 3.3V or 5V power source. Multiple output voltages can be achieved depending on the diode circuit and transformer selected. For more information, pertaining to the MAX253/MAX845 please contact Maxim at (408) 737-7600. Maxim is a registered trademark of Maxim Integrated Products.

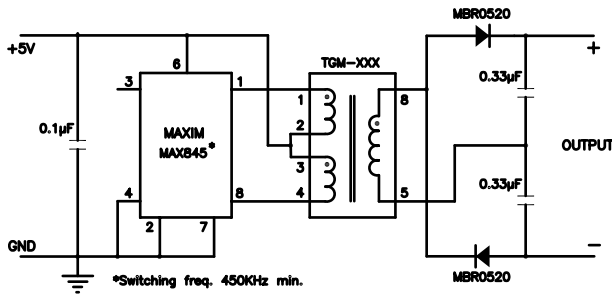
**Bridge Rectifier Circuit**



**Output Voltages**



**Doubler Circuit**



**Output Voltages**



**Full Wave Rectifier Circuit**



**Output Voltages**





Компания «ЭлектроПласт» предлагает заключение долгосрочных отношений при поставках импортных электронных компонентов на взаимовыгодных условиях!

Наши преимущества:

- Оперативные поставки широкого спектра электронных компонентов отечественного и импортного производства напрямую от производителей и с крупнейших мировых складов;
- Поставка более 17-ти миллионов наименований электронных компонентов;
- Поставка сложных, дефицитных, либо снятых с производства позиций;
- Оперативные сроки поставки под заказ (от 5 рабочих дней);
- Экспресс доставка в любую точку России;
- Техническая поддержка проекта, помощь в подборе аналогов, поставка прототипов;
- Система менеджмента качества сертифицирована по Международному стандарту ISO 9001;
- Лицензия ФСБ на осуществление работ с использованием сведений, составляющих государственную тайну;
- Поставка специализированных компонентов (Xilinx, Altera, Analog Devices, Intersil, Interpoint, Microsemi, Aeroflex, Peregrine, Syfer, Eurofarad, Texas Instrument, Miteq, Cobham, E2V, MA-COM, Hittite, Mini-Circuits, General Dynamics и др.);

Помимо этого, одним из направлений компании «ЭлектроПласт» является направление «Источники питания». Мы предлагаем Вам помощь Конструкторского отдела:

- Подбор оптимального решения, техническое обоснование при выборе компонента;
- Подбор аналогов;
- Консультации по применению компонента;
- Поставка образцов и прототипов;
- Техническая поддержка проекта;
- Защита от снятия компонента с производства.



#### Как с нами связаться

**Телефон:** 8 (812) 309 58 32 (многоканальный)

**Факс:** 8 (812) 320-02-42

**Электронная почта:** [org@eplast1.ru](mailto:org@eplast1.ru)

**Адрес:** 198099, г. Санкт-Петербург, ул. Калинина, дом 2, корпус 4, литера А.