

TDM / TDMH / TDML SERIES

Delay-on-Make Timer



*8-pin models UL listed when used in combination with P1011-6 socket only.



8-PIN

Description

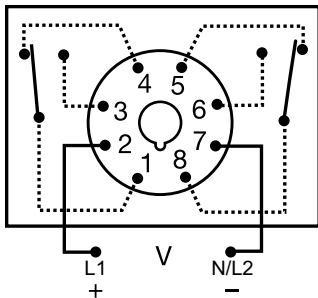
The TDM/TDMH/TDML Series is a delay-on-make timer that combines accurate digital circuitry with isolated, DPDT relay contacts in an industry standard 8-pin plug-in package. DIP switch adjustment allows precise selection of the time delay over the full time delay range. The TDM/TDMH/TDML Series is the product of choice for custom control panel and OEM designers.

Operation (Delay-on-Make)

Upon application of input voltage, the time delay begins. The output is de-energized before and during the time delay. At the end of the time delay, the output relay energizes and remains energized until input voltage is removed.

Reset: Removing input voltage resets the time delay and output.

Wiring Diagram



Relay contacts are isolated.

Features & Benefits

FEATURES	BENEFITS
Wide delay range (0.1s to 2.8h)	User selectable via DIP switches for fine tuning to individual applications.
Microcontroller based	Repeat Accuracy +/- 0.1%
Dip switch adjustment	Provides first time setting accuracy of +/-2%
Setting accuracy +/-2%	Provides flexibility for use in most applications
LED indication	Provides visual indication of time delay status
Isolated 10A, DPDT output contacts	Allows control of loads for AC or DC voltages

Accessories



BZ1 Front Panel Mount Kit

Provides an easy method of through-the-panel mounting of 8- or 11-pin plug-in timers, flashers, and other controls.




NDS-8 Octal 8-pin Socket

8-pin 35mm DIN rail or surface mount. Surface mounted with two #6 screws or snaps onto a 35 mm DIN rail. Uses PSC8 hold-down clips.



PSC8 or PSC11 Hold-down Clips

Securely mounts plug-in controls in any position. Provides protection against vibration. Use PSC8 with NDS-8 Octal Socket or PSC11 with NDS-11 Socket. Sold in sets of two.



P1011-6 Octal Socket for UL listing*

8-pin surface mount socket with binder head screw terminals. Rated 10A @ 600VAC.



C103PM (AL) DIN Rail

35 mm aluminum DIN rail available in a 36 in. (91.4 cm) length.

Ordering Information

MODEL	INPUT VOLTAGE	DELAY RANGE
TDM120AL	120VAC	1 - 1023s in 1s increments
TDM12DL	12VDC	1 - 1023s in 1s increments
TDM230AL	230VAC	1 - 1023s in 1s increments
TDM24AL	24VAC	1 - 1023s in 1s increments
TDM24DL	24VDC/28VDC	1 - 1023s in 1s increments
TDMH120AL	120VAC	10 - 10230s in 10s increments
TDMH24AL	24VAC	10 - 10230s in 10s increments
TDML110DL	110VDC	0.1 - 102.3s in 0.1s increments
TDML120AL	120VAC	0.1 - 102.3s in 0.1s increments
TDML12DL	12VDC	0.1 - 102.3s in 0.1s increments
TDML24DL	24VDC/28VDC	0.1 - 102.3s in 0.1s increments

If you don't find the part you need, call us for a custom product 800-843-8848

TDM / TDMH / TDML SERIES

Specifications

Time Delay

Type	Digital integrated circuitry
Range*	0.1 - 102.3s in 0.1s increments 1 - 1023s in 1s increments 10 - 10,230s in 10s increments
Repeat Accuracy	±0.1% or 20ms, whichever is greater
Setting Accuracy	±2% or 50ms, whichever is greater
Reset Time	≤ 50ms
Recycle Time	During Timing - TDMH: ≤ 500ms TDM, TDML: ≤ 300ms

Time Delay vs. Temperature & Voltage

Indicator	±2% LED glows during timing; relay is de-energized
------------------	---

Input

Voltage	12, 24, or 110 VDC; 24, 120, or 230VAC
----------------	--

Tolerance

12VDC & 24VDC/AC	-15% - 20%
-----------------------------	------------

110VAC/DC to 230VAC	-20% - 10%
----------------------------	------------

AC Line Frequency	50/60 Hz
--------------------------	----------

Power Consumption	≤ 2.25W
--------------------------	---------

Output

Type	Electromechanical relay
-------------	-------------------------

Form	DPDT
-------------	------

Rating	10A resistive @ 120/240VAC & 28VDC; 1/3 hp @ 120/240VAC
---------------	--

Life

Protection	Mechanical - 1 x 10 ⁷ ; Electrical - 1 x 10 ⁶
-------------------	---

Polarity	DC units are reverse polarity protected
-----------------	---

Isolation Voltage	≥ 1500V RMS input to output
--------------------------	-----------------------------

Mechanical

Mounting	Plug-in socket
-----------------	----------------

Dimensions	H 81.3 mm (3.2"); W 60.7 mm (2.39"); D 45.2 mm (1.78")
-------------------	--

Termination

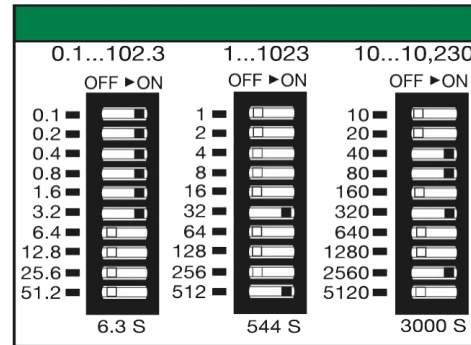
Environmental	Octal 8-pin plug-in
----------------------	---------------------

Operating/Storage Temperature	-20° to 65°C / -30° to 85°C
--------------------------------------	-----------------------------

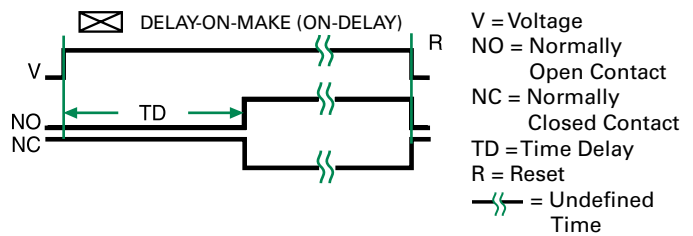
Weight	≈ 6 oz (170 g)
---------------	----------------

*For CE approved applications, power must be removed from the unit when a switch position is changed.

Binary Switch Operation



Function Diagram





Компания «ЭлектроПласт» предлагает заключение долгосрочных отношений при поставках импортных электронных компонентов на взаимовыгодных условиях!

Наши преимущества:

- Оперативные поставки широкого спектра электронных компонентов отечественного и импортного производства напрямую от производителей и с крупнейших мировых складов;
- Поставка более 17-ти миллионов наименований электронных компонентов;
- Поставка сложных, дефицитных, либо снятых с производства позиций;
- Оперативные сроки поставки под заказ (от 5 рабочих дней);
- Экспресс доставка в любую точку России;
- Техническая поддержка проекта, помощь в подборе аналогов, поставка прототипов;
- Система менеджмента качества сертифицирована по Международному стандарту ISO 9001;
- Лицензия ФСБ на осуществление работ с использованием сведений, составляющих государственную тайну;
- Поставка специализированных компонентов (Xilinx, Altera, Analog Devices, Intersil, Interpoint, Microsemi, Aeroflex, Peregrine, Syfer, Eurofarad, Texas Instrument, Miteq, Cobham, E2V, MA-COM, Hittite, Mini-Circuits, General Dynamics и др.);

Помимо этого, одним из направлений компании «ЭлектроПласт» является направление «Источники питания». Мы предлагаем Вам помощь Конструкторского отдела:

- Подбор оптимального решения, техническое обоснование при выборе компонента;
- Подбор аналогов;
- Консультации по применению компонента;
- Поставка образцов и прототипов;
- Техническая поддержка проекта;
- Защита от снятия компонента с производства.



Как с нами связаться

Телефон: 8 (812) 309 58 32 (многоканальный)

Факс: 8 (812) 320-02-42

Электронная почта: org@eplast1.ru

Адрес: 198099, г. Санкт-Петербург, ул. Калинина, дом 2, корпус 4, литера А.