

# TDM / TDMH / TDML SERIES

## Delay-on-Make Timer



\*8-pin models UL listed when used in combination with P1011-6 socket only.



8-PIN

### Description

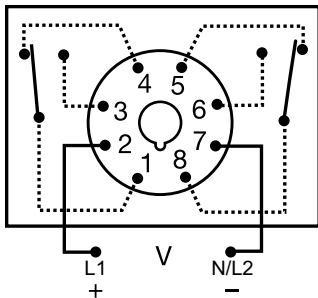
The TDM/TDMH/TDML Series is a delay-on-make timer that combines accurate digital circuitry with isolated, DPDT relay contacts in an industry standard 8-pin plug-in package. DIP switch adjustment allows precise selection of the time delay over the full time delay range. The TDM/TDMH/TDML Series is the product of choice for custom control panel and OEM designers.

#### Operation (Delay-on-Make)

Upon application of input voltage, the time delay begins. The output is de-energized before and during the time delay. At the end of the time delay, the output relay energizes and remains energized until input voltage is removed.

**Reset:** Removing input voltage resets the time delay and output.

### Wiring Diagram



Relay contacts are isolated.

### Features & Benefits

FEATURES	BENEFITS
<b>Wide delay range (0.1s to 2.8h)</b>	User selectable via DIP switches for fine tuning to individual applications.
<b>Microcontroller based</b>	Repeat Accuracy + / - 0.1%
<b>Dip switch adjustment</b>	Provides first time setting accuracy of +/-2%
<b>Setting accuracy +/-2%</b>	Provides flexibility for use in most applications
<b>LED indication</b>	Provides visual indication of time delay status
<b>Isolated 10A, DPDT output contacts</b>	Allows control of loads for AC or DC voltages

### Accessories



#### BZ1 Front Panel Mount Kit

Provides an easy method of through-the-panel mounting of 8- or 11-pin plug-in timers, flashers, and other controls.



#### NDS-8 Octal 8-pin Socket

8-pin 35mm DIN rail or surface mount. Surface mounted with two #6 screws or snaps onto a 35 mm DIN rail. Uses PSC8 hold-down clips.



#### PSC8 or PSC11 Hold-down Clips

Securely mounts plug-in controls in any position. Provides protection against vibration. Use PSC8 with NDS-8 Octal Socket or PSC11 with NDS-11 Socket. Sold in sets of two.



#### P1011-6 Octal Socket for UL listing\*

8-pin surface mount socket with binder head screw terminals. Rated 10A @ 600VAC.



#### C103PM (AL) DIN Rail

35 mm aluminum DIN rail available in a 36 in. (91.4 cm) length.

### Ordering Information

MODEL	INPUT VOLTAGE	DELAY RANGE
TDM120AL	120VAC	1 - 1023s in 1s increments
TDM12DL	12VDC	1 - 1023s in 1s increments
TDM230AL	230VAC	1 - 1023s in 1s increments
TDM24AL	24VAC	1 - 1023s in 1s increments
TDM24DL	24VDC/28VDC	1 - 1023s in 1s increments
TDMH120AL	120VAC	10 - 10230s in 10s increments
TDMH24AL	24VAC	10 - 10230s in 10s increments
TDML110DL	110VDC	0.1 - 102.3s in 0.1s increments
TDML120AL	120VAC	0.1 - 102.3s in 0.1s increments
TDML12DL	12VDC	0.1 - 102.3s in 0.1s increments
TDML24DL	24VDC/28VDC	0.1 - 102.3s in 0.1s increments

If you don't find the part you need, call us for a custom product 800-843-8848

# TDM / TDMH / TDML SERIES

## Specifications

### Time Delay

<b>Type</b>	Digital integrated circuitry
<b>Range*</b>	0.1 - 102.3s in 0.1s increments 1 - 1023s in 1s increments 10 - 10,230s in 10s increments
<b>Repeat Accuracy</b>	±0.1% or 20ms, whichever is greater
<b>Setting Accuracy</b>	±2% or 50ms, whichever is greater
<b>Reset Time</b>	≤ 50ms
<b>Recycle Time</b>	During Timing - TDMH: ≤ 500ms TDM, TDML: ≤ 300ms

### Time Delay vs. Temperature & Voltage

<b>Indicator</b>	±2% LED glows during timing; relay is de-energized
------------------	---

### Input

<b>Voltage</b>	12, 24, or 110 VDC; 24, 120, or 230VAC
----------------	--

### Tolerance

<b>12VDC &amp; 24VDC/AC</b>	-15% - 20%
-----------------------------	------------

<b>110VAC/DC to 230VAC</b>	-20% - 10%
----------------------------	------------

<b>AC Line Frequency</b>	50/60 Hz
--------------------------	----------

<b>Power Consumption</b>	≤ 2.25W
--------------------------	---------

### Output

<b>Type</b>	Electromechanical relay
-------------	-------------------------

<b>Form</b>	DPDT
-------------	------

<b>Rating</b>	10A resistive @ 120/240VAC & 28VDC; 1/3 hp @ 120/240VAC
---------------	--

### Life

<b>Protection</b>	Mechanical - 1 x 10 <sup>7</sup> ; Electrical - 1 x 10 <sup>6</sup>
-------------------	---

<b>Polarity</b>	DC units are reverse polarity protected
-----------------	---

<b>Isolation Voltage</b>	≥ 1500V RMS input to output
--------------------------	-----------------------------

### Mechanical

<b>Mounting</b>	Plug-in socket
-----------------	----------------

<b>Dimensions</b>	<b>H</b> 81.3 mm (3.2"); <b>W</b> 60.7 mm (2.39"); <b>D</b> 45.2 mm (1.78")
-------------------	--

### Termination

<b>Environmental</b>	Octal 8-pin plug-in
----------------------	---------------------

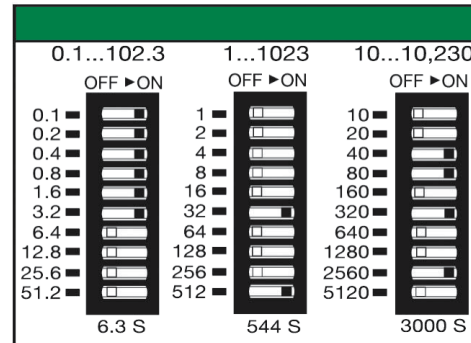
<b>Operating/Storage</b>	-20° to 65°C / -30° to 85°C
--------------------------	-----------------------------

<b>Temperature</b>	≈ 6 oz (170 g)
--------------------	----------------

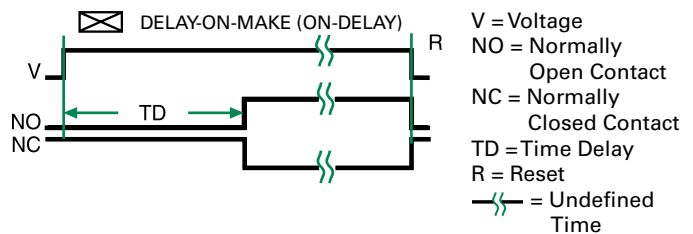
<b>Weight</b>	
---------------	--

\*For CE approved applications, power must be removed from the unit when a switch position is changed.

## Binary Switch Operation



## Function Diagram





Компания «ЭлектроПласт» предлагает заключение долгосрочных отношений при поставках импортных электронных компонентов на взаимовыгодных условиях!

Наши преимущества:

- Оперативные поставки широкого спектра электронных компонентов отечественного и импортного производства напрямую от производителей и с крупнейших мировых складов;
- Поставка более 17-ти миллионов наименований электронных компонентов;
- Поставка сложных, дефицитных, либо снятых с производства позиций;
- Оперативные сроки поставки под заказ (от 5 рабочих дней);
- Экспресс доставка в любую точку России;
- Техническая поддержка проекта, помощь в подборе аналогов, поставка прототипов;
- Система менеджмента качества сертифицирована по Международному стандарту ISO 9001;
- Лицензия ФСБ на осуществление работ с использованием сведений, составляющих государственную тайну;
- Поставка специализированных компонентов (Xilinx, Altera, Analog Devices, Intersil, Interpoint, Microsemi, Aeroflex, Peregrine, Syfer, Eurofarad, Texas Instrument, Miteq, Cobham, E2V, MA-COM, Hittite, Mini-Circuits, General Dynamics и др.);

Помимо этого, одним из направлений компании «ЭлектроПласт» является направление «Источники питания». Мы предлагаем Вам помощь Конструкторского отдела:

- Подбор оптимального решения, техническое обоснование при выборе компонента;
- Подбор аналогов;
- Консультации по применению компонента;
- Поставка образцов и прототипов;
- Техническая поддержка проекта;
- Защита от снятия компонента с производства.



#### Как с нами связаться

**Телефон:** 8 (812) 309 58 32 (многоканальный)

**Факс:** 8 (812) 320-02-42

**Электронная почта:** [org@eplast1.ru](mailto:org@eplast1.ru)

**Адрес:** 198099, г. Санкт-Петербург, ул. Калинина, дом 2, корпус 4, литера А.