

Features

- High resistance to heat and humidity
- Resistance to mechanical shock and pressure
- Accurate dimensions for automatic surface mounting
- Wide impedance range



This series is obsolete and not recommended for new designs. See [Product Obsolescence Memo](#) for details.

MT Series Low Impedance Chip Ferrite Beads

Electrical Specifications

Model Number	Impedance (Ω) at 100 MHz	RDC (Ω) Max.	IDC (mA) Max.
MT4532-250Y	25 \pm 25 %	0.4	300
MT4532-700Y	70 \pm 25 %	0.3	300
MT4532-121Y	120 \pm 25 %	0.3	300
MT4532-131Y	125 \pm 25 %	0.3	300
MT4516-800Y	80 \pm 25 %	0.3	300
MT4516-101Y	100 \pm 25 %	0.1	500
MT4516-151Y	150 \pm 25 %	0.3	300
MT3225-310Y	31 \pm 25 %	0.3	400
MT3225-520Y	52 \pm 25 %	0.3	400
MT3225-600Y	60 \pm 25 %	0.3	400
MT3266-600Y	60 \pm 25 %	0.3	400
MT3261-190Y	19 \pm 25 %	0.2	500
MT3261-260Y	26 \pm 25 %	0.2	500
MT3261-310Y	31 \pm 25 %	0.2	500
MT3261-420Y	42 \pm 25 %	0.2	500
MT3261-500Y	50 \pm 25 %	0.2	500
MT3261-700Y	70 \pm 25 %	0.2	500
MT3261-900Y	90 \pm 25 %	0.2	500
MT2029-070Y	7 \pm 25 %	0.2	600
MT2029-100Y	10 \pm 25 %	0.2	600
MT2029-110Y	11 \pm 25 %	0.2	600
MT2029-170Y	17 \pm 25 %	0.1	600
MT2029-260Y	26 \pm 25 %	0.1	600
MT2029-300Y	30 \pm 25 %	0.1	600
MT2029-400Y	40 \pm 25 %	0.1	600
MT1608-050Y	5 \pm 25 %	0.2	600
MT1608-090Y	9 \pm 25 %	0.2	500
MT1608-300Y	30 \pm 25 %	0.3	400

General Specifications

Operating Temperature-55 °C to +125 °C
 Storage Temperature ...-55 °C to +125 °C
 Storage Condition+40 °C max. at 70 % RH
 Reflow Soldering230 °C, 50 seconds max.
 Resistance to Soldering Heat260 °C, 5 seconds
 Rated CurrentBased on max. temperature rise of +40 °C

Terminal Strength (Force "F" applied for 30 seconds)

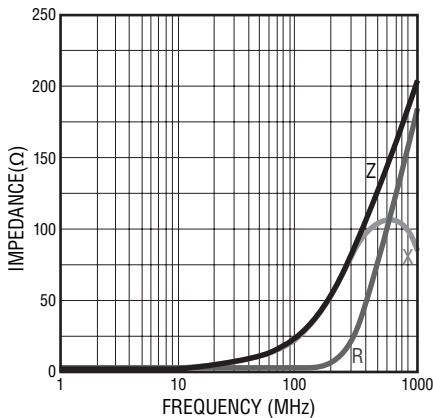
4532 Series1.5 F (Kg)
4516 Series1.0 F (Kg)
3225 Series1.0 F (Kg)
3266 Series1.0 F (Kg)
3261 Series1.0 F (Kg)
2029 Series0.6 F (Kg)
1608 Series0.5 F (Kg)

Materials

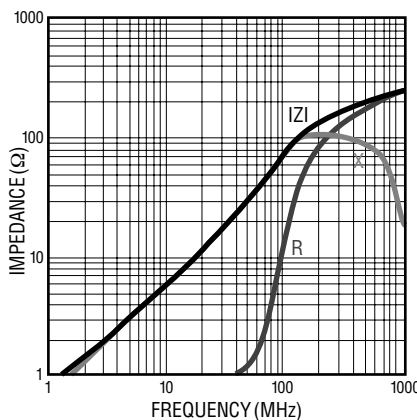
Core MaterialFerrite
 Internal ConductorAg or Ag/Pd
 TerminalAg/Ni/Sn

Electrical Specifications (continued)

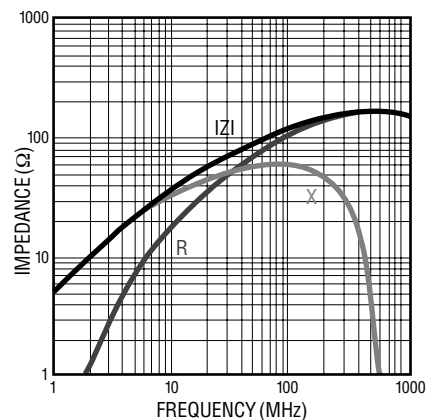
MT 4532- 250Y



MT 4532- 700Y



MT 4532- 121Y



*RoHS Directive 2002/95/EC Jan 27, 2003 including Annex and RoHS Recast 2011/65/EU June 8, 2011. Specifications are subject to change without notice. Customers should verify actual device performance in their specific applications.

Applications

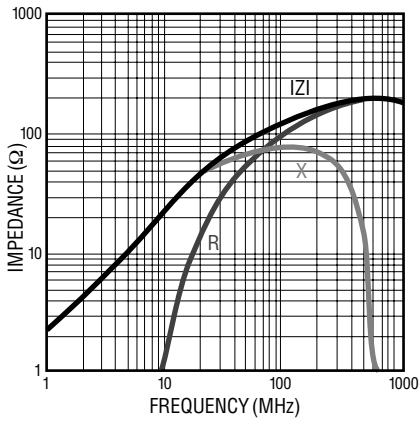
- Power supply lines
- IC power lines
- Signal lines

MT Series Low Impedance Chip Ferrite Beads

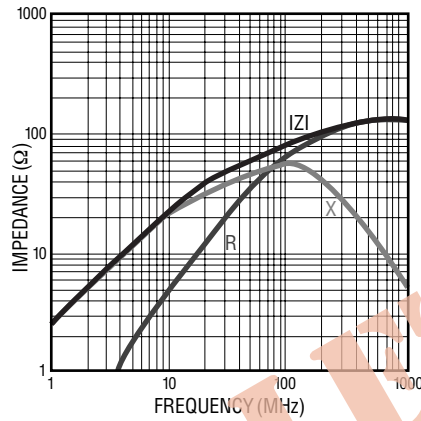
BOURNS®

Electrical Specifications (continued)

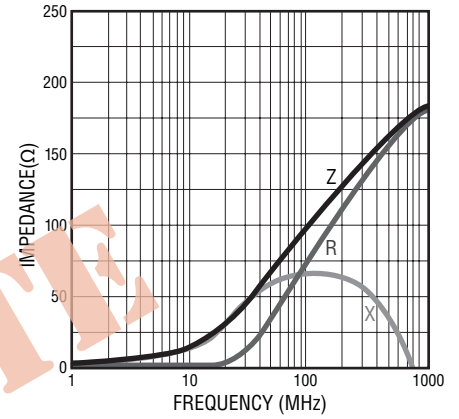
MT 4532- 131Y



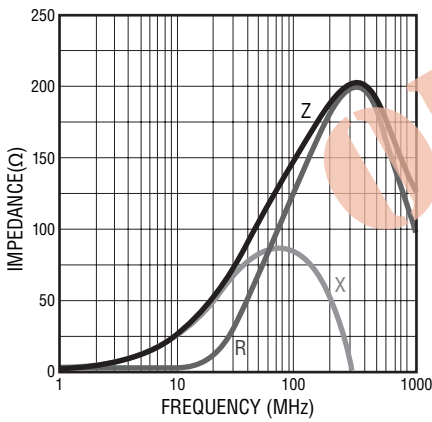
MT 4516- 800Y



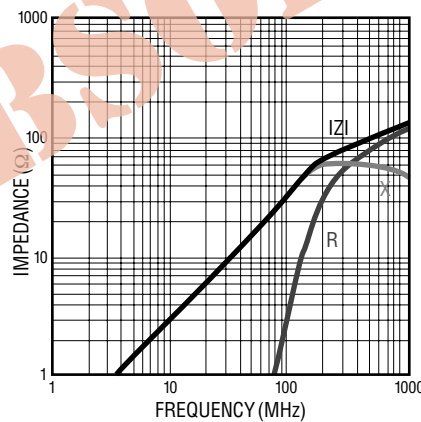
MT 4516- 101Y



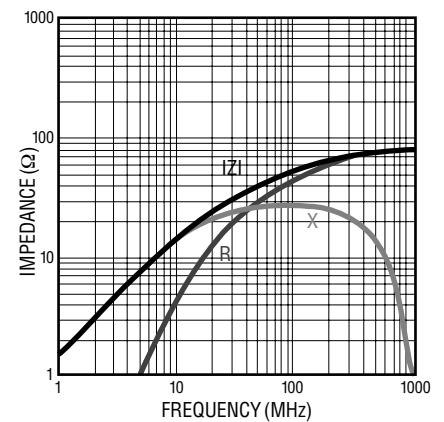
MT 4516- 151Y



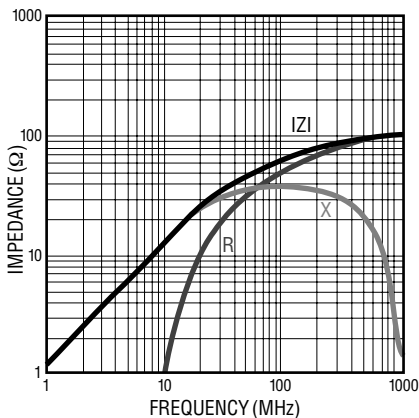
MT 3225- 310Y



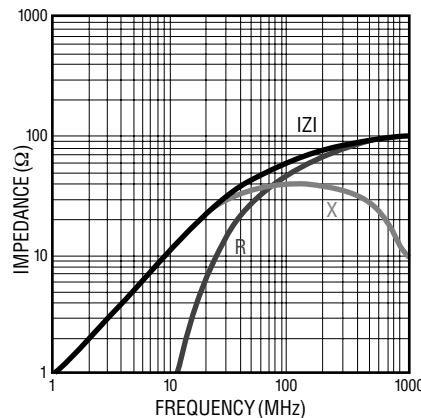
MT 3225- 520Y



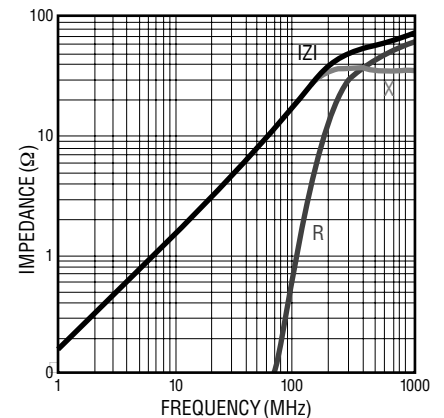
MT 3225- 600Y



MT 3266- 600Y



MT 3261- 190Y



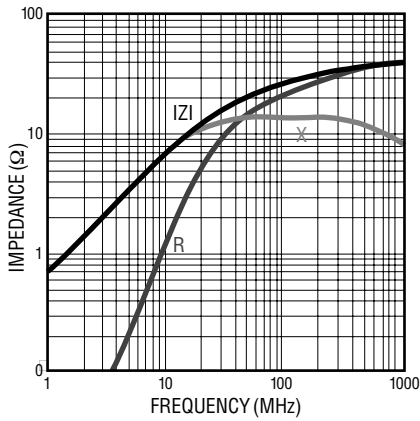
Specifications are subject to change without notice.
Customers should verify actual device performance in their specific applications.

MT Series Low Impedance Chip Ferrite Beads

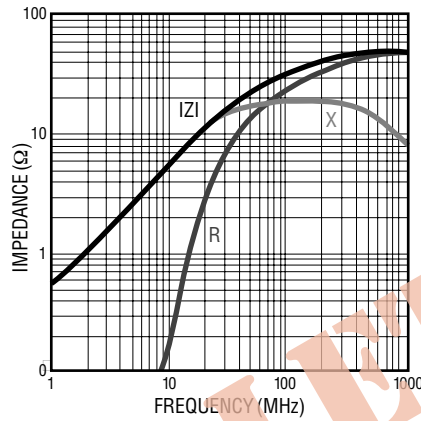
BOURNS®

Electrical Specifications (continued)

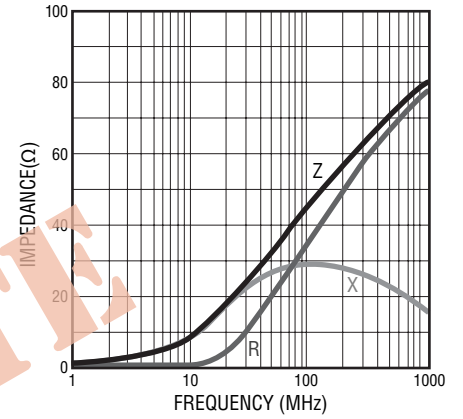
MT 3261- 260Y



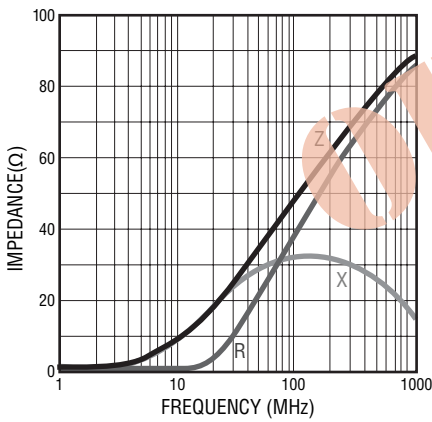
MT 3261- 310Y



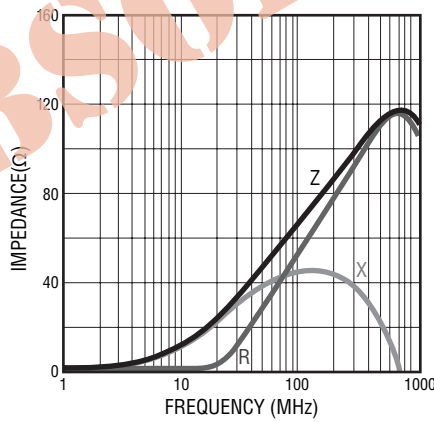
MT 3261- 420Y



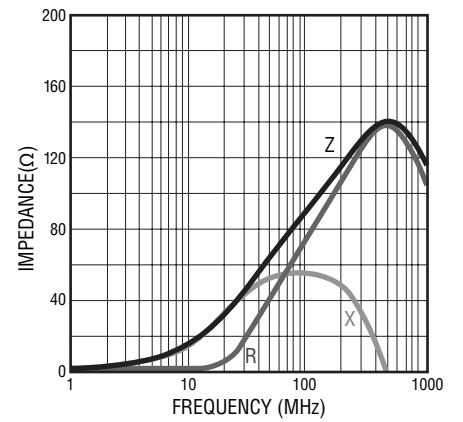
MT 3261- 500Y



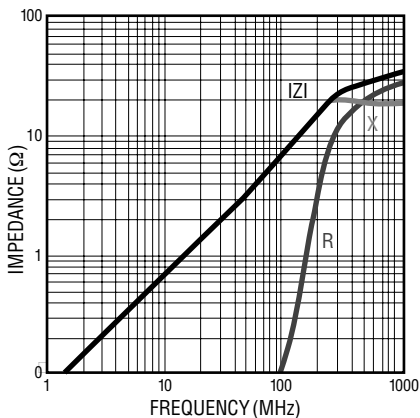
MT 3261- 700Y



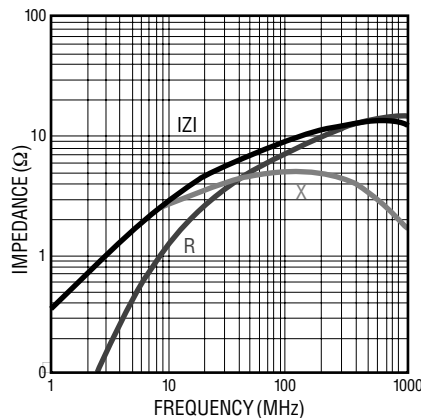
MT 3261- 900Y



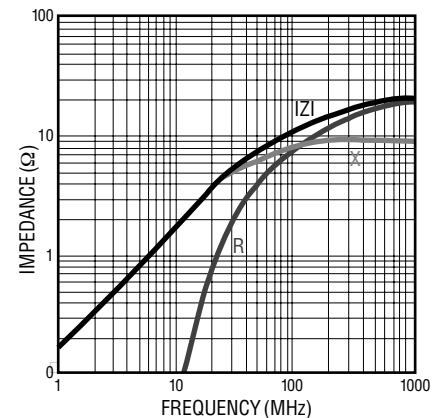
MT 2029- 070Y



MT 2029- 100Y



MT 2029- 110Y



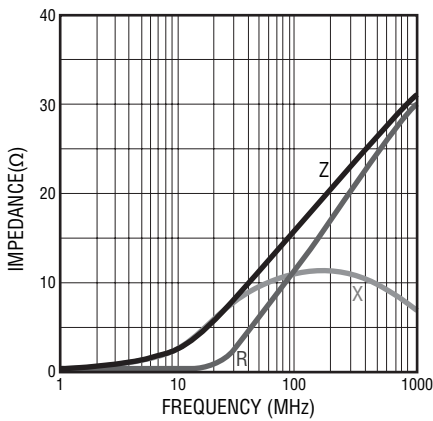
Specifications are subject to change without notice.
Customers should verify actual device performance in their specific applications.

MT Series Low Impedance Chip Ferrite Beads

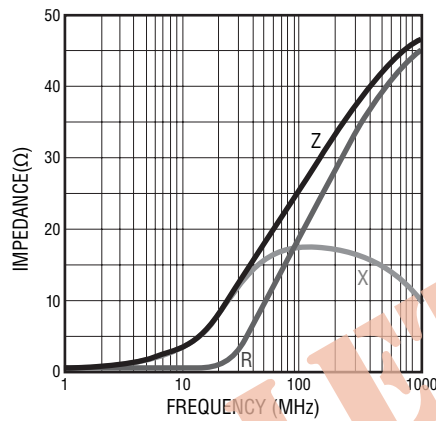
BOURNS®

Electrical Specifications (continued)

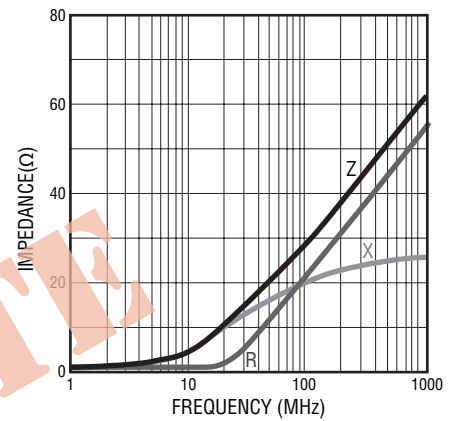
MT 2029- 170Y



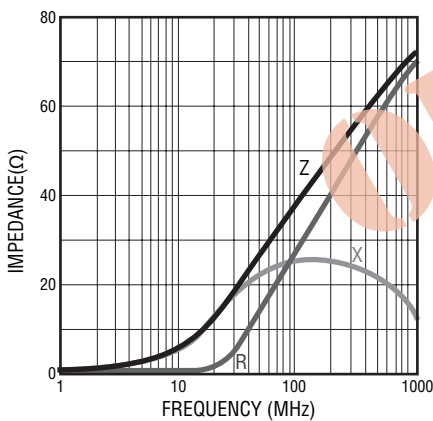
MT 2029- 260Y



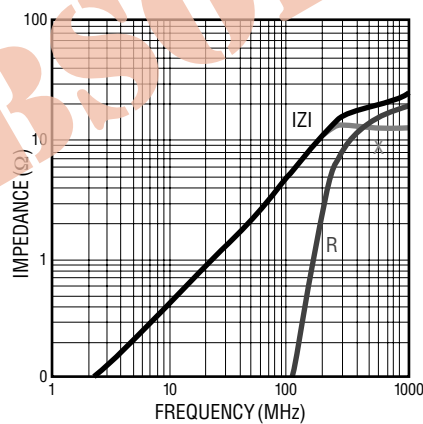
MT 2029- 300Y



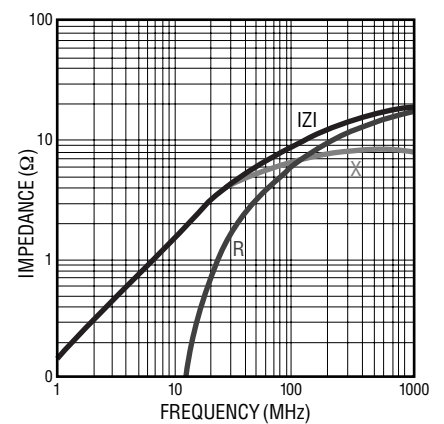
MT 2029- 400Y



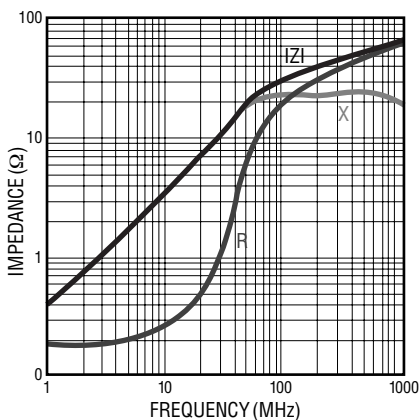
MT 1608- 050Y



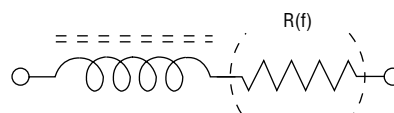
MT 1608- 090Y



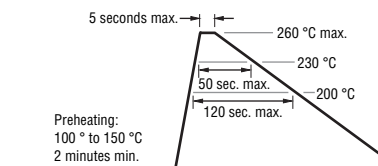
MT 1608- 300Y



Equivalent Circuit



Recommended Soldering

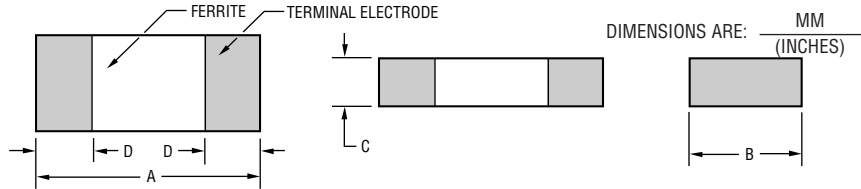


Specifications are subject to change without notice. Customers should verify actual device performance in their specific applications.

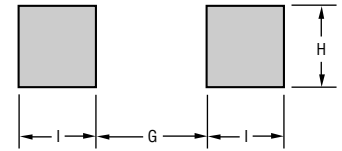
MT Series Low Impedance Chip Ferrite Beads

BOURNS®

Product Dimensions

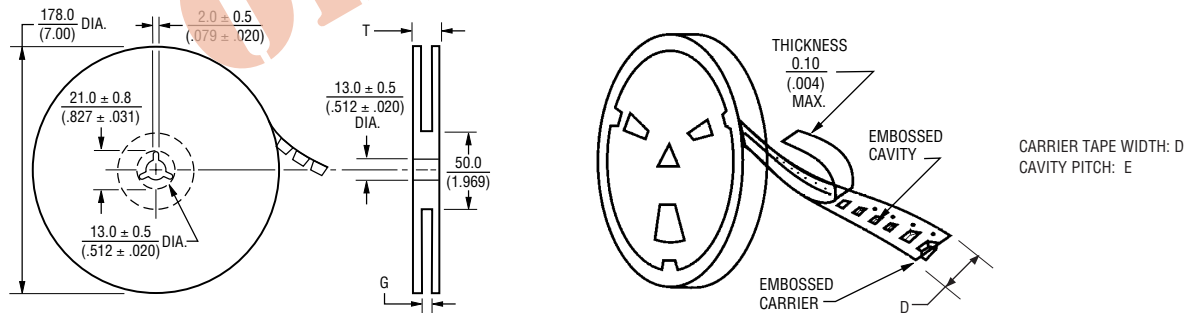


Recommended Land Pattern



Series	A	B	C	D	G	H	I
4532	$\frac{4.5 - 0.2}{(.177 - .008)}$	$\frac{3.2 - 0.2}{(.126 - .008)}$	$\frac{1.5 - 0.2}{(.059 - .008)}$	$\frac{0.5 - 0.2}{(.020 - .008)}$	$\frac{3.0}{(.118)}$	$\frac{3.0}{(.118)}$	$\frac{1.5}{(.059)}$
4516	$\frac{4.5 - 0.2}{(.177 - .008)}$	$\frac{1.6 - 0.2}{(.063 - .008)}$	$\frac{1.6 - 0.2}{(.063 - .008)}$	$\frac{0.5 - 0.2}{(.020 - .008)}$	$\frac{3.0}{(.118)}$	$\frac{1.4}{(.055)}$	$\frac{1.5}{(.059)}$
3266	$\frac{3.2 - 0.2}{(.126 - .008)}$	$\frac{1.6 - 0.2}{(.063 - .008)}$	$\frac{1.6 - 0.2}{(.063 - .008)}$	$\frac{0.5 - 0.2}{(.020 - .008)}$	$\frac{2.2}{(.118)}$	$\frac{1.4}{(.053)}$	$\frac{1.1}{(.043)}$
3261	$\frac{3.2 - 0.2}{(.126 - .008)}$	$\frac{1.6 - 0.2}{(.063 - .008)}$	$\frac{1.1 - 0.2}{(.043 - .008)}$	$\frac{0.5 - 0.2}{(.020 - .008)}$	$\frac{2.0}{(.079)}$	$\frac{1.4}{(.053)}$	$\frac{1.1}{(.043)}$
3225	$\frac{3.2 - 0.2}{(.126 - .008)}$	$\frac{2.5 - 0.2}{(.098 - .008)}$	$\frac{1.3 - 0.2}{(.051 - .008)}$	$\frac{0.5 - 0.2}{(.020 - .008)}$	$\frac{2.2}{(.118)}$	$\frac{2.3}{(.091)}$	$\frac{1.1}{(.043)}$
2029	$\frac{2.0 - 0.2}{(.079 - .008)}$	$\frac{1.2 - 0.2}{(.047 - .008)}$	$\frac{0.9 - 0.2}{(.035 - .008)}$	$\frac{0.5 - 0.2}{(.020 - .008)}$	$\frac{1.0}{(.040)}$	$\frac{1.0}{(.040)}$	$\frac{1.0}{(.040)}$
1608	$\frac{1.6 - 0.2}{(.063 - .008)}$	$\frac{0.8 - 0.2}{(.031 - .008)}$	$\frac{0.8 - 0.2}{(.031 - .008)}$	$\frac{0.5 - 0.2}{(.020 - .008)}$	$\frac{0.7}{(.028)}$	$\frac{0.7}{(.128)}$	$\frac{0.7}{(.128)}$

Reel Dimensions



Series	Pcs. per Reel	Gross Weight (g)	D	E	G	T
4532	1,000	170	$\frac{12.0}{(.472)}$	$\frac{8.0}{(.315)}$	$\frac{14.0 + 0}{(.551 + 0)}$	$\frac{16.5}{(.650)}$
4516	2,000	180	$\frac{12.0}{(.472)}$	$\frac{8.0}{(.315)}$	$\frac{14.0 + 0}{(.551 + 0)}$	$\frac{16.5}{(.650)}$
3266	2,000	140	$\frac{8.0}{(.315)}$	$\frac{4.0}{(.157)}$	$\frac{10.0 + 0}{(.394 + 0)}$	$\frac{12.5}{(.492)}$
3261	3,000	150	$\frac{8.0}{(.315)}$	$\frac{4.0}{(.157)}$	$\frac{10.0 + 0}{(.394 + 0)}$	$\frac{12.5}{(.492)}$
3225	2,500	160	$\frac{8.0}{(.315)}$	$\frac{4.0}{(.157)}$	$\frac{10.0 + 0}{(.394 + 0)}$	$\frac{12.5}{(.492)}$
2029	4,000	120	$\frac{8.0}{(.315)}$	$\frac{4.0}{(.157)}$	$\frac{10.0 + 0}{(.394 + 0)}$	$\frac{12.5}{(.492)}$
1608	4,000	90	$\frac{8.0}{(.315)}$	$\frac{4.0}{(.157)}$	$\frac{10.0 + 0}{(.394 + 0)}$	$\frac{12.5}{(.492)}$

Specifications are subject to change without notice.
Customers should verify actual device performance in their specific applications.



Компания «ЭлектроПласт» предлагает заключение долгосрочных отношений при поставках импортных электронных компонентов на взаимовыгодных условиях!

Наши преимущества:

- Оперативные поставки широкого спектра электронных компонентов отечественного и импортного производства напрямую от производителей и с крупнейших мировых складов;
- Поставка более 17-ти миллионов наименований электронных компонентов;
- Поставка сложных, дефицитных, либо снятых с производства позиций;
- Оперативные сроки поставки под заказ (от 5 рабочих дней);
- Экспресс доставка в любую точку России;
- Техническая поддержка проекта, помощь в подборе аналогов, поставка прототипов;
- Система менеджмента качества сертифицирована по Международному стандарту ISO 9001;
- Лицензия ФСБ на осуществление работ с использованием сведений, составляющих государственную тайну;
- Поставка специализированных компонентов (Xilinx, Altera, Analog Devices, Intersil, Interpoint, Microsemi, Aeroflex, Peregrine, Syfer, Eurofarad, Texas Instrument, Miteq, Cobham, E2V, MA-COM, Hittite, Mini-Circuits, General Dynamics и др.);

Помимо этого, одним из направлений компании «ЭлектроПласт» является направление «Источники питания». Мы предлагаем Вам помощь Конструкторского отдела:

- Подбор оптимального решения, техническое обоснование при выборе компонента;
- Подбор аналогов;
- Консультации по применению компонента;
- Поставка образцов и прототипов;
- Техническая поддержка проекта;
- Защита от снятия компонента с производства.



Как с нами связаться

Телефон: 8 (812) 309 58 32 (многоканальный)

Факс: 8 (812) 320-02-42

Электронная почта: org@eplast1.ru

Адрес: 198099, г. Санкт-Петербург, ул. Калинина, дом 2, корпус 4, литера А.