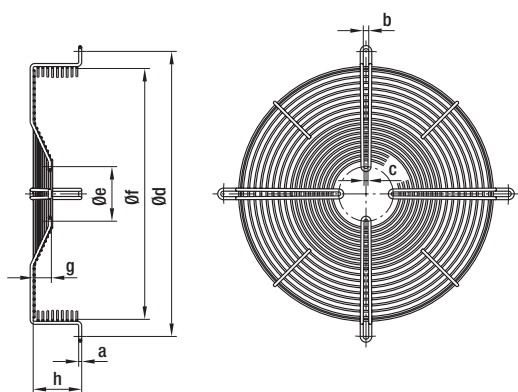


# Accessories

|  |     |
|--|-----|
| Guard grilles, streamers   | 362 |
| Wall rings   | 372 |
| Connection lines   | 374 |
| Accessories for Q-motors and energy-saving motors (ESM)  | 374 |
| Terminal boxes, capacitors, speed setting devices, motor protection switches, star-delta switches, repair switches | 381 |



# Guard grille



– **Material:** Steel, phosphated and coated in black plastic

Basket guard grille for S series axial fans

| Part no.     | Size | AC motor           | EC motor           | a   | b   | c   | d     | e     | f     | g    | h    |
|--------------|------|--------------------|--------------------|-----|-----|-----|-------|-------|-------|------|------|
| 19110-2-4039 | 200  | 068                | 074 <sup>(1)</sup> | 3.9 | 6.5 | 4.3 | 260.0 | 25.0  | 229.0 | —    | 39.0 |
| 19111-2-4039 | 250  | 068                | 074 <sup>(1)</sup> | 3.9 | 6.5 | 4.5 | 300.0 | 25.0  | 271.0 | —    | 38.0 |
| 19112-2-4039 | 250  | 068                | 074 <sup>(1)</sup> | 3.9 | 6.5 | 4.5 | 300.0 | 25.0  | 271.0 | —    | 53.0 |
| 74251-2-4039 | 250  | —                  | 074 <sup>(2)</sup> | 5.0 | 6.2 | 4.2 | 300.0 | 125.0 | 265.0 | —    | 38.0 |
| 64555-2-4039 | 300  | 068                | 074 <sup>(1)</sup> | 4.5 | 4.3 | 4.3 | 360.0 | 58.0  | 329.5 | —    | 50.0 |
| 64556-2-4039 | 300  | 068                | —                  | 4.5 | 4.3 | 4.3 | 360.0 | 58.0  | 329.5 | 26.0 | 50.0 |
| 64557-2-4039 | 300  | 074                | —                  | 5.0 | 6.5 | 6.5 | 360.0 | 90.0  | 324.0 | —    | 50.0 |
| 74301-2-4039 | 300  | —                  | 074 <sup>(2)</sup> | 5.0 | 4.2 | 4.2 | 360.0 | 125.0 | 331.0 | 10.0 | 60.0 |
| 64558-2-4039 | 315  | 068                | —                  | 4.5 | 6.5 | 4.5 | 375.0 | 58.0  | 336.5 | 30.0 | 80.0 |
| 74316-2-4039 | 315  | —                  | 074 <sup>(2)</sup> | 5.0 | 6.4 | 4.2 | 375.0 | 125.0 | 344.0 | 35.0 | 85.0 |
| 64559-2-4039 | 330  | 068                | —                  | 4.5 | 6.5 | 4.5 | 410.0 | 58.0  | 354.5 | 30.0 | 80.0 |
| 74331-2-4039 | 330  | —                  | 074 <sup>(2)</sup> | 5.0 | 6.4 | 4.2 | 410.0 | 125.0 | 370.0 | 35.0 | 85.0 |
| 64562-2-4039 | 350  | 068                | —                  | 5.0 | 6.5 | 4.5 | 422.0 | 58.0  | 374.0 | 30.0 | 80.0 |
| 74351-2-4039 | 350  | —                  | 074 <sup>(2)</sup> | 5.0 | 6.4 | 4.2 | 422.0 | 125.0 | 378.0 | 35.0 | 85.0 |
| 64379-2-4039 | 400  | 074                | —                  | 5.0 | 9.0 | 6.5 | 470.0 | 90.0  | 414.0 | 30.0 | 80.0 |
| 74370-2-4039 | 400  | —                  | 084 <sup>(2)</sup> | 5.0 | 9.0 | 6.5 | 470.0 | 164.0 | 420.0 | 30.0 | 80.0 |
| 64536-2-4039 | 420  | 074                | —                  | 5.0 | 9.0 | 6.5 | 502.0 | 90.0  | 452.0 | 30.0 | 80.0 |
| 64570-2-4039 | 420  | 094                | —                  | 5.0 | 9.0 | 6.5 | 502.0 | 115.0 | 452.0 | 30.0 | 60.0 |
| 64378-2-4039 | 450  | 074                | —                  | 5.0 | 9.0 | 6.5 | 522.0 | 90.0  | 476.0 | 30.0 | 80.0 |
| 74372-2-4039 | 450  | —                  | 084 <sup>(2)</sup> | 5.0 | 9.0 | 6.5 | 522.0 | 164.0 | 482.0 | 30.0 | 80.0 |
| 25943-2-4039 | 450  | 094 <sup>(3)</sup> | —                  | 6.0 | 9.0 | 6.5 | 522.0 | 115.0 | 472.0 | 17.5 | 67.5 |
| 25938-2-4039 | 450  | 094 <sup>(4)</sup> | —                  | 7.0 | 9.0 | 7.0 | 515.0 | 115.0 | 472.0 | 16.5 | 80.0 |

subject to alterations

(1) DC-fed

(2) Mains-powered

(3) Blades made of plastic

(4) Blades made of sheet steel

# Guard grille



– **Material:** Steel, phosphated and coated in black plastic

Guard grille for S-series axial fans

| Part no.     | Size      | AC motor | EC motor           | a   | b   | c   | d     | e     | f     | g    | h    |
|--------------|-----------|----------|--------------------|-----|-----|-----|-------|-------|-------|------|------|
| 18656-2-4039 | 200       | 068      | —                  | 3.9 | 4.6 | 4.6 | 245.0 | 58.0  | —     | —    | —    |
| 62622-2-4039 | 200       | —        | 074 <sup>(1)</sup> | 3.9 | 4.6 | 4.6 | 245.0 | 58.0  | —     | —    | —    |
| 09414-2-4039 | 250       | 068      | —                  | 3.9 | 4.6 | 4.6 | 290.0 | 58.0  | —     | —    | —    |
| 62623-2-4039 | 250       | —        | 074 <sup>(1)</sup> | 3.9 | 4.6 | 4.6 | 290.0 | 58.0  | —     | —    | —    |
| 74250-2-4039 | 250       | —        | 074 <sup>(2)</sup> | 5.0 | 4.2 | 4.2 | 290.0 | 125.0 | —     | —    | —    |
| 09415-2-4039 | 300       | 068      | —                  | 3.9 | 4.6 | 4.6 | 360.0 | 58.0  | —     | —    | —    |
| 62624-2-4039 | 300       | —        | 074 <sup>(1)</sup> | 3.9 | 4.6 | 4.6 | 360.0 | 58.0  | —     | —    | —    |
| 72320-2-4039 | 300       | 068      | —                  | 4.5 | 4.3 | 4.3 | 360.0 | 58.0  | 329.0 | 26.0 | 26.0 |
| 64052-2-4039 | 300       | 074      | —                  | 5.0 | 6.5 | 6.5 | 360.0 | 90.0  | —     | —    | —    |
| 74300-2-4039 | 300       | —        | 074 <sup>(2)</sup> | 5.0 | 4.2 | 4.2 | 360.0 | 125.0 | —     | —    | —    |
| 64491-2-4039 | 315       | 068      | —                  | 4.5 | 6.4 | 4.3 | 375.0 | 58.0  | 336.0 | 33.0 | 30.0 |
| 74315-2-4039 | 315       | —        | 074 <sup>(2)</sup> | 5.0 | 6.4 | 4.2 | 375.0 | 125.0 | 344.0 | 35.0 | 35.0 |
| 64490-2-4039 | 330       | 068      | —                  | 4.5 | 6.4 | 4.3 | 410.0 | 58.0  | 371.0 | 30.0 | 30.0 |
| 74330-2-4039 | 330       | —        | 074 <sup>(2)</sup> | 5.0 | 6.4 | 4.2 | 410.0 | 125.0 | 370.0 | 35.0 | 35.0 |
| 64563-2-4039 | 350       | 068      | —                  | 5.0 | 6.5 | 4.5 | 422.0 | 58.0  | 374.0 | 30.0 | 30.0 |
| 74350-2-4039 | 350       | —        | 074 <sup>(2)</sup> | 5.0 | 6.4 | 4.2 | 422.0 | 125.0 | 378.0 | 35.0 | 35.0 |
| 64538-2-4039 | 400 / 420 | 074      | —                  | 5.0 | 9.0 | 6.5 | 502.0 | 90.0  | 452.0 | 30.0 | 30.0 |
| 74373-2-4039 | 400       | —        | 084 <sup>(2)</sup> | 5.0 | 9.0 | 6.5 | 502.0 | 164.0 | 458.0 | 30.0 | 38.0 |
| 64539-2-4039 | 450       | 074      | —                  | 5.0 | 9.0 | 6.5 | 522.0 | 90.0  | 476.0 | 30.0 | 30.0 |
| 74374-2-4039 | 450       | —        | 084 <sup>(2)</sup> | 5.0 | 9.0 | 6.5 | 522.0 | 164.0 | 482.0 | 30.0 | 38.0 |
| 25950-2-4039 | 450       | 094      | —                  | 7.0 | 9.0 | 7.0 | 560.0 | 115.0 | 517.0 | 16.5 | 38.0 |

subject to alterations

(1) DC-powered

(2) Mains-powered

# Guard grille



Typical installation

- **Material:** Steel, phosphated and coated in black plastic
- **Wall rings:** See p. 373
- **Comment:** Contact us for article numbers for complete fans.

## Guard grille for S series fans (for nozzle-side mounting to square wall ring with long nozzle)

| Part no.     | Size | AC motor      | EC motor           | a   | c   | d     | e     | g    | h    |
|--------------|------|---------------|--------------------|-----|-----|-------|-------|------|------|
| 35803-2-4039 | 400  | 074 (4 poles) | —                  | 5.0 | 6.5 | 413.0 | 90.0  | —    | 16.0 |
| 35804-2-4039 | 400  | 074 (6 poles) | —                  | 5.0 | 6.5 | 413.0 | 90.0  | 30.0 | 28.0 |
| 74377-2-4039 | 400  | —             | 084 <sup>(2)</sup> | 5.0 | 6.5 | 413.0 | 164.0 | 30.0 | 48.0 |
| 35805-2-4039 | 450  | 074 (4 poles) | —                  | 5.0 | 6.5 | 466.0 | 90.0  | —    | 25.0 |
| 35806-2-4039 | 450  | 074 (6 poles) | —                  | 5.0 | 6.5 | 466.0 | 90.0  | 20.0 | 30.0 |
| 74376-2-4039 | 450  | —             | 084 <sup>(2)</sup> | 5.0 | 6.5 | 467.0 | 164.0 | 30.0 | 48.0 |
| 26510-2-4039 | 450  | 094           | —                  | 7.0 | 7.0 | 466.0 | 115.0 | 16.5 | 41.0 |

subject to alterations

(2) mains-powered



- **Material:** Steel, phosphated and coated in black plastic

## Basket guard grille for S series fans (for mounting to square wall ring with long nozzle)

| Part no.     | Size      | AC motor | EC motor           | a   | c   | d     | e     | f     | g    | h    |
|--------------|-----------|----------|--------------------|-----|-----|-------|-------|-------|------|------|
| 63978-2-4039 | 420 / 450 | 074      | —                  | 5.0 | 6.5 | 562.0 | 90.0  | 526.0 | 30.0 | 30.0 |
| 74375-2-4039 | 450       | —        | 084 <sup>(2)</sup> | 5.0 | 6.5 | 562.0 | 164.0 | 526.0 | 30.0 | 38.0 |
| 25950-2-4039 | 450       | 094      | —                  | 7.0 | 7.0 | 560.0 | 115.0 | 523.0 | 16.5 | 38.0 |

subject to alterations

(2) mains-powered

# Guard grille



– **Material:** Steel, phosphated and coated in black plastic

Basket guard grille for A series axial fans

| Part no.     | Size | a   | b     | c     | d   | e   | f    | g   |
|--------------|------|-----|-------|-------|-----|-----|------|-----|
| 19110-2-4039 | 200  | 3.9 | 260.0 | 229.0 | 6.5 | 4.3 | 39.0 | 6.0 |
| 19111-2-4039 | 250  | 3.9 | 300.0 | 271.0 | 6.5 | 4.5 | 38.0 | 6.0 |
| 19112-2-4039 | 250  | 3.9 | 300.0 | 271.0 | 6.5 | 4.5 | 53.0 | 6.0 |
| 19113-2-4039 | 300  | 3.9 | 360.0 | 327.0 | 6.5 | 4.5 | 35.0 | 6.0 |
| 19114-2-4039 | 350  | 4.5 | 422.0 | 375.0 | 6.5 | 4.5 | 72.0 | 6.0 |
| 19115-2-4039 | 350  | 4.5 | 422.0 | 380.0 | 6.5 | 4.5 | 54.0 | 6.0 |
| 63406-2-4039 | 400  | 4.5 | 470.0 | 428.0 | 9.0 | 4.5 | 67.0 | 8.0 |

subject to alterations



– **Material:** Steel, phosphated and coated in black plastic

Guard grille for A series axial fans

| Part no.     | Size | a   | b   | c   | d     | e    | f     | g   | h    |
|--------------|------|-----|-----|-----|-------|------|-------|-----|------|
| 18656-2-4039 | 200  | 3.9 | 4.6 | 4.6 | 245.0 | 58.0 | 195.0 | —   | —    |
| 09414-2-4039 | 250  | 3.9 | 4.6 | 4.6 | 290.0 | 58.0 | 247.0 | —   | —    |
| 09415-2-4039 | 300  | 3.9 | 4.6 | 4.6 | 360.0 | 58.0 | 300.0 | —   | —    |
| 19699-2-4039 | 315  | 4.5 | 6.3 | 4.3 | 375.0 | 58.0 | 327.0 | —   | 3.5  |
| 69667-2-4039 | 350  | 4.5 | 6.5 | 4.5 | 422.0 | 58.0 | 387.0 | —   | 6.5  |
| 19117-2-4039 | 400  | 4.5 | 6.3 | 4.3 | 500.0 | 58.0 | 467.5 | 7.0 | 14.0 |

subject to alterations

# Guard grille



– **Material:** Steel, phosphated and coated in black plastic

## Basket guard grille for K series axial fans

| Part no.     | Size | a   | b   | c   | d     | e    | f     | g    | h    |
|--------------|------|-----|-----|-----|-------|------|-------|------|------|
| 66024-2-4039 | 250  | 4.5 | 4.3 | 4.3 | 300.0 | 58.0 | 271.0 | 26.0 | 60.0 |
| 77709-2-4039 | 300  | 3.9 | 4.5 | 4.5 | 360.0 | 58.0 | 340.0 | 26.0 | 26.0 |
| 19115-2-4039 | 350  | 4.5 | 6.5 | 4.5 | 422.0 | 58.0 | 380.0 | —    | 54.0 |
| 62229-2-4039 | 360  | 4.5 | 6.3 | 4.3 | 400.0 | 58.0 | 357.0 | 12.0 | 16.0 |
| 64378-2-4039 | 450  | 5.0 | 9.0 | 6.5 | 522.0 | 90.0 | 476.0 | 30.0 | 80.0 |
| 64539-2-4039 | 450  | 5.0 | 9.0 | 6.5 | 522.0 | 90.0 | 476.0 | 30.0 | 30.0 |

subject to alterations



– **Material:** Steel, galvanized and blue chromated (alternative: nickel-plated)

## Guard grille for diagonal fan

| Part no.     | Size |
|--------------|------|
| 26388-2-4039 | 180  |

subject to alterations

# Guard grille



- **Material:** Steel, plastic-coated (silver-metallic gloss)

## Guard grille for diagonal fan (inlet side mounting)

| Part no.     | Size |
|--------------|------|
| 35139-2-4039 | 208  |

subject to alterations



- **Material:** Steel, plastic-coated (silver-metallic gloss)

## Guard grille for diagonal fan (outlet side mounting)

| Part no.     | Size |
|--------------|------|
| 35138-2-4039 | 208  |

subject to alterations

# Guard grille



- **Material:** Steel, galvanized and blue passivated

## Guard grille for diagonal fan

| Part no. | Size |
|----------|------|
|----------|------|

|              |     |
|--------------|-----|
| 51019-2-4039 | 130 |
|--------------|-----|

subject to alterations



- **Material:** Steel, galvanized and blue chromated (alternative: nickel-plated)

## Guard grille for axial fan (according to EN 294)

| Part no. | Size |
|----------|------|
|----------|------|

|              |                 |
|--------------|-----------------|
| 50952-2-4039 | 130 / 142 / 143 |
|--------------|-----------------|

subject to alterations



# Guard grille



- **Material:** Steel, plastic-coated (silver-metallic gloss)

## Guard grille for diagonal fan

| Part no.     | Size |
|--------------|------|
| 03749-2-4039 | 142  |
| 04013-2-4039 | 143  |

subject to alterations



- **Material:** Steel, plastic-coated (silver-metallic gloss)

## Guard grille for diagonal fan

| Part no.     | Size | a     | b   | c     | d     |
|--------------|------|-------|-----|-------|-------|
| 78128-2-4039 | 200  | 240.0 | 5.4 | 221.5 | 208.0 |
| 09418-2-4039 | 250  | 295.0 | 6.4 | 278.5 | 270.0 |

subject to alterations

# Guard grille



– **Material:** Steel, phosphated and coated in black plastic

## Guard grilles (e.g. for axial fans)

| Part no.     | Size | a     | b     | c   |
|--------------|------|-------|-------|-----|
| 09513-2-4039 | 200  | 250.0 | 227.0 | 6.0 |
| 09518-2-4039 | 250  | 295.0 | 265.0 | 7.0 |
| 09532-2-4039 | 300  | 380.0 | 323.0 | 9.0 |

subject to alterations

# Streamers



- **Material:** Plastic PA6, 30GV, black  
(in accordance with UL 94 HB)

## Streamers for axial fans

| Part no.     | Size | a    | b     | c     | Standard types <sup>(1)</sup>   |
|--------------|------|------|-------|-------|---|
| 29550-2-2955 | 315  | 10.0 | 321.0 | 333.0 | S4D 315-AP10 -30<br>S4E 315-AP18 -30<br>S6E 315-AP02 -30  |
| 29551-2-2955 | 350  | 10.0 | 361.0 | 373.0 | S4D 350-BR06 -30 S4E 350-AR06 -30<br>S4D 350-AR06 -30 S6E 350-BR08 -30<br>S4E 350-BR06 -30 S6E 350-AR08 -30 |
| 29552-2-2955 | 400  | 10.0 | 401.0 | 413.0 | S4D 400-AP12 -03<br>S4E 400-AP02 -03<br>S6E 400-AP10 -30  |
| 29553-2-2955 | 450  | 12.0 | 466.0 | 478.0 | S4E 450-GA09 -01  |
| 29554-2-2955 | 500  | 13.0 | 496.0 | 508.0 | S4E 500-CY09 -01 S6E 500-AS05 -01<br>S4E 500-AY09 -01 S6E 500-CT05 -01<br>S6E 500-CS05 -01 S6E 500-AT05 -01 |

subject to alterations

(1) Mounting options for other axial fans respectively basket guard grilles upon request.

## Thrust ranges (measured in a typical heat exchanger)



## Comparison



# Wall rings



– **Material:** Sheet steel, pre-galvanised and coated in black plastic

## Wall rings with long nozzle for axial fans

| Part no.     | Size               | a     | b     | c     | d    | e    | f   | g     | h     | i    |
|--------------|--------------------|-------|-------|-------|------|------|-----|-------|-------|------|
| 18912-2-4037 | 200                | 280.0 | 80.0  | 202.5 | 5.0  | 7.0  | 4.5 | 245.0 | 250.0 | 1.25 |
| 64009-2-4037 | 250 (S series)     | 320.0 | 86.5  | 259.5 | 6.0  | 7.0  | 4.5 | 290.0 | 295.0 | 1.25 |
| 18910-2-4037 | 250 (A series)     | 320.0 | 85.0  | 256.5 | 6.0  | 7.0  | 4.5 | 290.0 | 295.0 | 1.25 |
| 18908-2-4037 | 300                | 397.0 | 80.0  | 326.0 | 11.0 | 9.0  | M4  | 360.0 | 380.0 | 1.50 |
| 18902-2-4037 | 315                | 397.0 | 74.0  | 347.0 | 11.0 | 9.0  | M6  | 374.0 | 380.0 | 1.50 |
| 18892-2-4037 | 330                | 440.0 | 80.0  | 369.0 | 11.0 | 9.0  | M6  | 408.0 | 404.0 | 1.50 |
| 18900-2-4037 | 350                | 460.0 | 80.0  | 390.0 | 12.0 | 9.0  | M6  | 422.0 | 442.0 | 1.50 |
| 18930-2-4037 | 400                | 528.0 | 96.0  | 419.0 | 12.0 | 9.0  | M8  | 500.0 | 504.0 | 1.50 |
| 18929-2-4037 | 420                | 544.0 | 96.0  | 447.0 | 12.0 | 9.0  | M8  | 500.0 | 520.0 | 1.50 |
| 64000-2-4037 | 450 <sup>(1)</sup> | 607.0 | 100.0 | 465.0 | 14.0 | 11.0 | M8  | 560.0 | 578.0 | 1.50 |

subject to alterations

(1) For mounting the axial fan, use guard grille 63978-2-4039



– **Material:** Sheet steel, pre-galvanised

## Square wall rings with short nozzle for S series axial fans

| Part no.     | Size | a     | b     | c     | d  |
|--------------|------|-------|-------|-------|----|
| 35222-2-4037 | 350  | 358.0 | 422.0 | 795.0 | M6 |
| 35223-2-4037 | 400  | 400.0 | 468.0 | 840.0 | M8 |
| 35224-2-4037 | 420  | 426.0 | 500.0 | 850.0 | M8 |
| 35225-2-4037 | 450  | 452.0 | 515.0 | 850.0 | M8 |

subject to alterations

# Wall rings



- **Material:** Sheet steel, pre-galvanised and coated in black plastic

## Square wall rings with long nozzle for axial fans

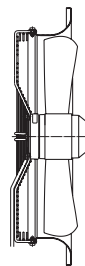
| Part no.     | Size               | a     | b     | c     | d    | e    | f   | g     | h     |
|--------------|--------------------|-------|-------|-------|------|------|-----|-------|-------|
| 18918-2-4037 | 200                | 312.0 | 52.0  | 203.0 | 6.0  | 7.0  | 4.5 | 245.0 | 260.0 |
| 37701-2-4037 | 250 (S series)     | 370.0 | 56.0  | 260.0 | 6.0  | 7.0  | 4.5 | 290.0 | 320.0 |
| 18933-2-4037 | 250 (A series)     | 370.0 | 55.0  | 257.0 | 6.0  | 7.0  | 4.5 | 290.0 | 320.0 |
| 18924-2-4037 | 300                | 430.0 | 80.0  | 326.0 | 11.0 | 9.0  | 4.5 | 360.0 | 380.0 |
| 18903-2-4037 | 315                | 430.0 | 72.5  | 345.0 | 11.0 | 9.0  | M6  | 375.0 | 380.0 |
| 18901-2-4037 | 350                | 485.0 | 80.0  | 388.0 | 12.0 | 9.0  | M6  | 422.0 | 435.0 |
| 64005-2-4037 | 400                | 540.0 | 98.0  | 417.0 | 12.0 | 9.0  | M8  | 500.0 | 490.0 |
| 64006-2-4037 | 420 <sup>(1)</sup> | 576.0 | 94.0  | 439.0 | 14.0 | 11.0 | M8  | 560.0 | 535.0 |
| 64007-2-4037 | 450 <sup>(1)</sup> | 576.0 | 100.0 | 465.0 | 14.0 | 11.0 | M8  | 560.0 | 535.0 |

subject to alterations

(1) For mounting the axial fan, use guard grille 63978-2-4039



- **Material:** Sheet steel, pre-galvanised and coated in black plastic
- **Guard grilles:** See p. 364
- **Comment:** Contact us for article numbers for complete fans.



Typical installation

## Square wall rings with long nozzle for S series axial fans (for nozzle-side mounting)

| Part no.     | Size | a     | b     | c     | d    | e    | f    | h     |
|--------------|------|-------|-------|-------|------|------|------|-------|
| 64020-2-4037 | 400  | 540.0 | 98.0  | 409.0 | 12.0 | 9.0  | 10.0 | 490.0 |
| 64001-2-4037 | 450  | 576.0 | 100.0 | 463.0 | 14.0 | 11.0 | 10.0 | 535.0 |

subject to alterations

# Connection leads

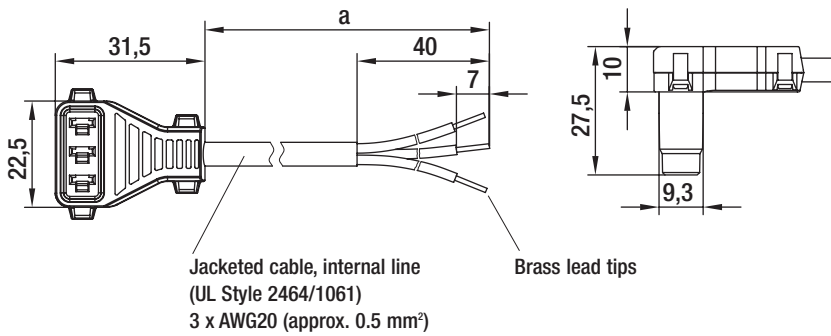


- Plug terminal: 2.8 x 0.5 mm

## Connection lines for axial compact fan (with plug terminal)

| Part no.     | Size      | a    |
|--------------|-----------|------|
| 01434-4-6711 | 142 / 143 | 610  |
| 01477-4-6711 | 142 / 143 | 1000 |
| 01505-4-6711 | 142 / 143 | 2000 |

subject to alterations



- Design: Cable conforms to UL standards, sealed plug

## Connection lines for energy-saving motors (ESM)

| Part no.     | a     |
|--------------|-------|
| 10637-4-1040 | 450   |
| 10640-4-1040 | 600   |
| 10638-4-1040 | 1500  |
| 10639-4-1040 | 32000 |

subject to alterations

# Programming device

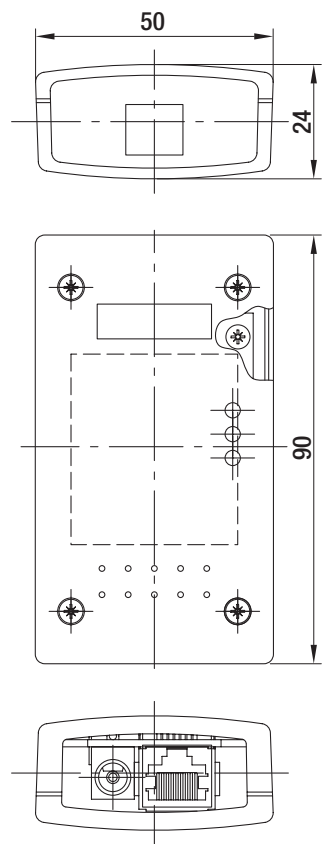
for energy-saving motors (ESM)



- **Description:** Programming unit for setting 2 possible speeds via the USB port of a PC.
- **System requirements:** Windows 2000 / XP
- **Delivery scope:** Programming unit  
Supply plug unit  
USB connection line  
Motor connecting cable  
Programming software
- **Type of protection:** IP 20
- **Protection class:** III

| Nominal data            | Perm. amb. temp. | Perm. storage temp. |
|-------------------------|------------------|---------------------|
| Type                    | °C               | °C                  |
| <b>CBC 000-AC02 -02</b> | 0 to +45         | -20 to +65          |

subject to alterations



# Connection leads



## Connection lines for Q-motors (plug terminal design)

| Part no.     | a    |
|--------------|------|
| 79572-4-6711 | 420  |
| 79573-4-6711 | 970  |
| 79574-4-6711 | 1470 |
| 79575-4-6711 | 1970 |
| 79576-4-6711 | 2470 |
| 79577-4-6711 | 2970 |
| 79578-4-6711 | 3470 |
| 79579-4-6711 | 3970 |
| 79580-4-6711 | 4470 |
| 62402-4-6711 | 4970 |

subject to alterations



# Axial impellers



– Material: Sheet aluminium

## Axial impeller for Q-motors and energy-saving motors (ESM)

| Part no. for direction of air flow "V" | Part no. for direction of air flow "A" | Blade angle $\alpha$ | a     | b    | c    |
|--|--|----------------------|-------|------|------|
| 73801-2-3634                           | 73761-2-3634                           | 22° ± 1°30'          | 154.0 | 27.5 | 14.0 |
| 73802-2-3634                           | 73762-2-3634                           | 28° ± 1°30'          | 154.0 | 32.0 | 16.0 |
| 73803-2-3634                           | 73763-2-3634                           | 34° ± 1°30'          | 154.0 | 37.0 | 18.0 |
| 73804-2-3634                           | 73764-2-3634                           | 22° ± 1°30'          | 172.0 | 31.0 | 14.5 |
| 73805-2-3634                           | 73765-2-3634                           | 28° ± 1°30'          | 172.0 | 36.0 | 17.0 |
| 73806-2-3634                           | 73766-2-3634                           | 34° ± 1°30'          | 172.0 | 42.0 | 21.0 |
| 73807-2-3634                           | 73767-2-3634                           | 22° ± 1°30'          | 200.0 | 32.0 | 15.5 |
| 73808-2-3634                           | 73768-2-3634                           | 28° ± 1°30'          | 200.0 | 37.5 | 18.0 |
| 73809-2-3634                           | 73769-2-3634                           | 34° ± 1°30'          | 200.0 | 45.0 | 22.0 |
| 73810-2-3634                           | 73770-2-3634                           | 22° ± 1°30'          | 230.0 | 35.0 | 17.5 |
| 73811-2-3634                           | 73771-2-3634                           | 28° ± 1°30'          | 230.0 | 43.0 | 21.5 |
| 73812-2-3634                           | 73772-2-3634                           | 34° ± 1°30'          | 230.0 | 50.0 | 24.0 |
| 73813-2-3634                           | 73773-2-3634                           | 22° ± 1°30'          | 254.0 | 37.0 | 19.0 |
| 73814-2-3634                           | 73774-2-3634                           | 28° ± 1°30'          | 254.0 | 45.0 | 23.5 |
| 73815-2-3634                           | 73775-2-3634                           | 34° ± 1°30'          | 254.0 | 52.0 | 26.0 |
| 73816-2-3634                           | 73776-2-3634                           | 22° ± 1°30'          | 300.0 | 43.0 | 21.5 |
| 73817-2-3634                           | 73777-2-3634                           | 28° ± 1°30'          | 300.0 | 53.5 | 26.5 |
| 73818-2-3634                           | 73778-2-3634                           | 34° ± 1°30'          | 300.0 | 61.0 | 30.0 |

subject to alterations

# Guard grille



– **Material:** Steel, galvanized and blue chromated

## Guard grille for Q-motors and energy-saving motors (ESM)

| Part no.                    | Size | Max. blade angle $\alpha$ at "V" | Max. blade angle $\alpha$ at "A" | a     | b     | c    |
|-----------------------------|------|----------------------------------|----------------------------------|-------|-------|------|
| 50967-2-4039                | 154  | 34°                              | 34°                              | 170.0 | 190.0 | 11.5 |
| 50968-2-4039                | 172  | 34°                              | 34°                              | 188.0 | 208.0 | 11.5 |
| 50969-2-4039                | 200  | 34°                              | 28°                              | 214.0 | 236.0 | 11.5 |
| 50970-2-4039                | 230  | 28°                              | 28°                              | 246.0 | 266.0 | 17.5 |
| 50971-2-4039                | 254  | 28°                              | 28°                              | 270.0 | 290.0 | 17.5 |
| 50972-2-4039 <sup>(1)</sup> | 300  | —                                | 22°                              | 324.0 | 344.0 | 17.5 |

subject to alterations

(1) When used with M40045-EF, blade angles up to 34° are possible



– **Material:** Steel, galvanized and blue chromated

## Basket guard grille for Q-motors and energy-saving motors (ESM)

| Part no.                    | Size | Max. blade angle $\alpha$ at "V" | Max. blade angle $\alpha$ at "A" | a     | b     | c    |
|-----------------------------|------|----------------------------------|----------------------------------|-------|-------|------|
| 66309-2-4039                | 172  | 34°                              | 34°                              | 188.0 | 208.0 | 37.5 |
| 66310-2-4039                | 200  | 34°                              | 28°                              | 212.0 | 236.0 | 37.5 |
| 66311-2-4039                | 230  | 28°                              | 28°                              | 246.0 | 266.0 | 40.0 |
| 66312-2-4039                | 254  | 28°                              | 28°                              | 270.0 | 290.0 | 40.0 |
| 66313-2-4039 <sup>(1)</sup> | 300  | —                                | 22°                              | 324.0 | 344.0 | 46.8 |

subject to alterations

(1) When used with M40045-EF, blade angles up to 34° are possible

# Wall rings



– Material: Sheet steel, coated in grey plastic

Wall rings for Q-motors and energy-saving motors (ESM), direction of air flow "V"

| Part no.                    | Size | Max. blade angle $\alpha$ | a     | b     | c     | d    |
|-----------------------------|------|---------------------------|-------|-------|-------|------|
| 52542-2-4037                | 154  | 34°                       | 164.0 | 190.0 | 200.0 | 24.0 |
| 52543-2-4037                | 172  | 34°                       | 182.0 | 208.0 | 223.0 | 24.0 |
| 52544-2-4037                | 200  | 34°                       | 210.0 | 236.0 | 246.0 | 24.0 |
| 52545-2-4037                | 230  | 28°                       | 240.0 | 266.0 | 276.0 | 24.0 |
| 52546-2-4037                | 254  | 28°                       | 264.0 | 290.0 | 300.0 | 24.0 |
| 52547-2-4037 <sup>(1)</sup> | 300  | 22°                       | 308.0 | 344.0 | 356.0 | 24.0 |

subject to alterations

(1) When used with M40045-EF, blade angles up to 34° are possible



– Material: Sheet steel, coated in grey plastic

Wall rings for Q-motors and energy-saving motors (ESM), direction of air flow "A"

| Part no.                    | Size | Max. blade angle $\alpha$ | a     | b     | c     | d    |
|-----------------------------|------|---------------------------|-------|-------|-------|------|
| 52550-2-4037                | 154  | 34°                       | 162.0 | 190.0 | 200.0 | 24.0 |
| 52551-2-4037                | 172  | 34°                       | 180.0 | 208.0 | 223.0 | 24.0 |
| 52552-2-4037                | 200  | 28°                       | 208.0 | 236.0 | 246.0 | 24.0 |
| 52553-2-4037                | 230  | 28°                       | 238.0 | 266.0 | 276.0 | 24.0 |
| 52554-2-4037                | 254  | 28°                       | 262.0 | 290.0 | 300.0 | 24.0 |
| 52555-2-4037 <sup>(1)</sup> | 300  | 22°                       | 308.0 | 344.0 | 356.0 | 24.0 |

subject to alterations

(1) When used with M40045-EF, blade angles up to 34° are possible

# Mounting bracket



– **Material:** Sheet steel, galvanized and blue chromated

Mounting bracket for Q-motors (foot measure 18 mm)

| Part no.     | Size | Vers. | a     | b    | c     | d     | Suitable Q-motor   |
|--------------|------|-------|-------|------|-------|-------|--|
| 51025-2-4053 | 172  | 1     | 56.0  | 51.0 | 78.0  | 100.0 | M4Q045-BD01-**   |
| 51028-2-4053 | 200  | 1     | 67.0  | 51.0 | 78.0  | 100.0 | M4Q045-BD01-**, M4Q045-CA01-**                                 |
| 51026-2-4053 | 230  | 1     | 74.5  | 51.0 | 78.0  | 100.0 | M4Q045-CA01-**, M4Q045-CA03-**                                 |
| 51027-2-4053 | 254  | 2     | 85.5  | 51.0 | 78.0  | 100.0 | M4Q045-CA03-**, M4Q045-CF01-**, M4Q045-DA01-**                 |
| 51014-2-4053 | 300  | 3     | 112.0 | —    | 150.0 | 172.0 | M4Q045-DA01-**, M4Q045-DA05-**, M4Q045-EA01-**, M4Q045-EF01-** |

subject to alterations



– **Material:** Sheet steel, galvanized and blue chromated

Mounting bracket for Q-motors (foot measure 26 mm)

| Part no.     | Size | Vers. | a     | Suitable Q-motor               |
|--------------|------|-------|-------|--------------------------------|
| 71881-2-4053 | 154  | 1     | 39.0  | M4Q045-BD01-**                 |
| 71882-2-4053 | 172  | 1     | 52.0  | M4Q045-BD01-**                 |
| 71883-2-4053 | 200  | 1     | 72.0  | M4Q045-BD01-**, M4Q045-CA01-** |
|              | 230  | 1     | 72.0  | M4Q045-CA01-**, M4Q045-CA03-** |
| 71884-2-4053 | 254  | 1     | 84.0  | M4Q045-CA03-**, M4Q045-CF01-** |
| 71885-2-4053 | 254  | 2     | 84.0  | M4Q045-DA01-**                 |
| 71886-2-4053 | 300  | 2     | 109.0 | M4Q045-DA01-**, M4Q045-DA05-** |
| 71887-2-4053 | 300  | 3     | 109.0 | M4Q045-EA01-**, M4Q045-EF01-** |

subject to alterations

# Mounting angles, terminal boxes



- **Material:** Sheet steel, hot-galvanised

## Mounting angle for energy-saving motors (ESM)

| Part no.     | Size      | Max. blade angle $\alpha$ at "V" | Max. blade angle $\alpha$ at "A" | a     | b     |
|--------------|-----------|----------------------------------|----------------------------------|-------|-------|
| 63500-2-4060 | 154 / 172 | 34°                              | 34°                              | 103.0 | 152.0 |
| 63501-2-4060 | 200       | 34°                              | 28°                              | 123.0 | 172.0 |
| 63502-2-4060 | 230 / 254 | 28°                              | 28°                              | 135.0 | 184.0 |

subject to alterations



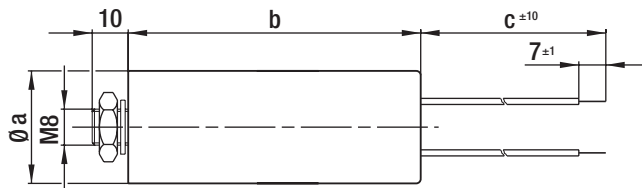
- **Material:** ABS
- **Description:** Two-piece terminal box for AC motors of size 068 or 074, terminal strip with 4- or 7-pole. Suitable for installation of capacitor with 10  $\mu$ F max.
- **Type of protection:** IP 54

## Terminal box

| Part no.     | AC motor      | a       | b    | c   |
|--------------|---------------|---------|------|-----|
| 64442-1-7612 | 068 (4 poles) | 22.0    | 5.0  | 4.3 |
| 64444-1-7612 | 068 (7 poles) | 22.0    | 5.0  | 4.3 |
| 64443-1-7612 | 074 (4 poles) | 12x14.5 | 10.5 | 5.5 |
| 64445-1-7612 | 074 (7 poles) | 12x14.5 | 10.5 | 5.5 |

subject to alterations

# Capacitors



- **Material:** Housing made of thermoplastic resin
- **Connection line:** Multi-lead  
PVC cable 0.5 mm<sup>2</sup> with brass lead tips
- **Approval:** VDE according to DIN EN 60252 (VDE 0560/8)
- **Calculated life time:**  
400 V; -25 to +85°C; 30,000 hrs; class A  
450 V; -25 to +85°C; 10,000 hrs; class B

## MKP motor capacitors (without fuse)

| Part no.     | Capacity     | a     | b (max.) | c     |
|--------------|--------------|-------|----------|-------|
| 02100-4-7320 | 1.0 $\mu$ F  | 25-28 | 58.0     | 235.0 |
| 99282-4-7320 | 1.5 $\mu$ F  | 25-28 | 58.0     | 235.0 |
| 99283-4-7320 | 2.0 $\mu$ F  | 25-28 | 58.0     | 235.0 |
| 02103-4-7320 | 2.5 $\mu$ F  | 25-28 | 70.0     | 235.0 |
| 68462-4-7320 | 3.0 $\mu$ F  | 25-28 | 70.0     | 235.0 |
| 99284-4-7320 | 4.0 $\mu$ F  | 28-32 | 58.0     | 235.0 |
| 02101-4-7320 | 5.0 $\mu$ F  | 30-36 | 70.0     | 235.0 |
| 99285-4-7320 | 6.0 $\mu$ F  | 30-36 | 70.0     | 235.0 |
| 66788-4-7320 | 7.0 $\mu$ F  | 30-36 | 72.0     | 100.0 |
| 99286-4-7320 | 8.0 $\mu$ F  | 35-40 | 72.0     | 235.0 |
| 99287-4-7320 | 10.0 $\mu$ F | 35-40 | 72.0     | 200.0 |
| 66786-4-7320 | 12.0 $\mu$ F | 40.0  | 72.0     | 100.0 |
| 30457-4-7320 | 14.0 $\mu$ F | 40-45 | 92.0     | 150.0 |
| 50090-4-7320 | 16.0 $\mu$ F | 35-40 | 95.0     | 100.0 |
| 90034-4-7320 | 20.0 $\mu$ F | 40.0  | 95.0     | 235.0 |
| 90025-4-7320 | 25.0 $\mu$ F | 40.0  | 120.0    | 235.0 |

subject to alterations

# Capacitors



- **Material:** Plastic cap, aluminium cup
- **Designation:** FPU or P2 according to IEC 252 (non-flammable, non-explosive, circuit-breaking)
- **Approval:** VDE according to DIN EN 60252 (VDE 0560/8)
- **Calculated life time:**  
420 V; -25 to +85°C; 30,000 hrs; class A  
470 V; -25 to +85°C; 10,000 hrs; class B  
500 V; -25 to +85°C; 3,000 hrs; class C

## MKP motor capacitors FPU or P2 (with fuse)

| Part no.     | Capacity     | a     | b (max.) | c (max.) |
|--------------|--------------|-------|----------|----------|
| 02151-4-7320 | 1.0 $\mu$ F  | 25-30 | 77.0     | 92.0     |
| 02155-4-7320 | 1.5 $\mu$ F  | 25.0  | 77.0     | 92.0     |
| 02156-4-7320 | 2.0 $\mu$ F  | 25.0  | 77.0     | 92.0     |
| 02159-4-7320 | 2.5 $\mu$ F  | 30.0  | 71.0     | 92.0     |
| 02160-4-7320 | 3.0 $\mu$ F  | 30.0  | 71.0     | 92.0     |
| 02161-4-7320 | 4.0 $\mu$ F  | 25-30 | 104.0    | 135.0    |
| 02162-4-7320 | 5.0 $\mu$ F  | 25-30 | 104.0    | 113.0    |
| 02163-4-7320 | 6.0 $\mu$ F  | 30.0  | 101.0    | 110.0    |
| 02164-4-7320 | 7.0 $\mu$ F  | 30-35 | 101.0    | 110.0    |
| 02165-4-7320 | 8.0 $\mu$ F  | 30-35 | 102.0    | 111.0    |
| 02166-4-7320 | 10.0 $\mu$ F | 35.0  | 96.0     | 110.0    |
| 02167-4-7320 | 12.0 $\mu$ F | 35.0  | 96.0     | 110.0    |
| 90026-4-7320 | 14.0 $\mu$ F | 40.0  | 130.0    | 139.0    |
| 02168-4-7320 | 16.0 $\mu$ F | 40.0  | 96.0     | 130.0    |
| 02169-4-7320 | 20.0 $\mu$ F | 40.0  | 116.0    | 130.0    |
| 02170-4-7320 | 25.0 $\mu$ F | 40-45 | 116.0    | 130.0    |

subject to alterations



- **Pull-off protector:** The housing expands by max. 9 mm. The protector responds to overload by the generated excess pressure snapping off the internal lead in a predetermined breaking point.
- **Mounting:** c is the overall dimension of the capacitor which has to be taken into account when mounting the part. The capacitor design, however, depends on the manufacturer. The expansion (9 mm) is either added to dimension b, or it is already integrated in the capacitor.

# Speed setting device, 3-phase (with 5 steps) for wall assembly



- **Technical features:** Input for TOP
- **Voltage steps:** 3~ 400 / 280 / 230 / 180 / 140 VAC
- **Type of protection:** IP 20 (with vertical installation)

| Nominal data     | Nominal voltage |     | Frequency | Current draw | Mass |
|------------------|-----------------|-----|-----------|--------------|------|
|                  | Type            | VAC |           |              |      |
| TCD 020-AA01 -05 | 3~              | 400 | 50/60     | 2.0          | 9.5  |
| TCD 040-AA01 -05 | 3~              | 400 | 50/60     | 4.0          | 13.9 |
| TCD 070-AA01 -05 | 3~              | 400 | 50/60     | 7.0          | 19.7 |

subject to alterations





# Speed setting device, single-phase (with 5 steps) for wall assembly



- **Technical features:** Input for TOP
- **Voltage steps:** 1~ 230 / 160 / 145 / 130 / 105 VAC
- **Type of protection:** IP 40

| Nominal data     | Nominal voltage |     | Frequency | Current draw | Mass |
|------------------|-----------------|-----|-----------|--------------|------|
|                  | Type            | VAC |           |              |      |
| TCE 021-AA01 -05 | 1~              | 230 | 50/60     | 2.1          | 3.6  |
| TCE 040-AA01 -05 | 1~              | 230 | 50/60     | 4.0          | 4.8  |
| TCE 075-AA01 -05 | 1~              | 230 | 50/60     | 7.5          | 6.5  |

subject to alterations



# Motor protection switch, 3-phase for assembly inside a cabinet



– **Technical features:** Input for TOP

| Nominal data     | Nominal voltage | Frequency | Current draw | Mass | Auxiliary contactor         |
|------------------|-----------------|-----------|--------------|------|-----------------------------|
| Type             | VAC             | Hz        | A            | kg   |                             |
| TPD 250-AB01 -01 | 3~ 400          | 50/60     | 25.0         | 0.3  | Without auxiliary contactor |
| TPD 250-AB01 -02 | 3~ 400          | 50/60     | 25.0         | 0.3  | With break contact          |
| TPD 250-AB01 -03 | 3~ 400          | 50/60     | 25.0         | 0.3  | With make contact           |

subject to alterations

– **Electr. connection:**



# Motor protection switch, single-phase for assembly inside a cabinet



– **Technical features:** Input for TOP

| Nominal data     | Nominal voltage | Frequency | Current draw | Mass | Auxiliary contactor         |
|------------------|-----------------|-----------|--------------|------|-----------------------------|
| Type             | VAC             | Hz        | A            | kg   |                             |
| TPE 100-AB01 -01 | 3~ 230          | 50/60     | 10.0         | 0.3  | Without auxiliary contactor |
| TPE 100-AB01 -02 | 3~ 230          | 50/60     | 10.0         | 0.3  | With break contact          |
| TPE 100-AB01 -03 | 3~ 230          | 50/60     | 10.0         | 0.3  | With make contact           |

subject to alterations



– **Electr. connection:**



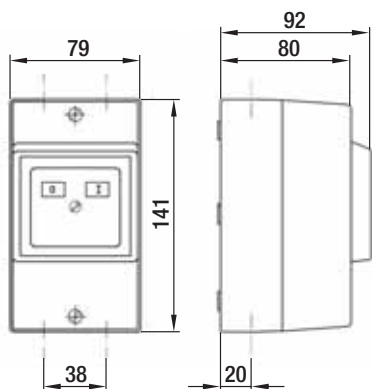
# Motor-protection switch, single phase and three-phase for wall assembly



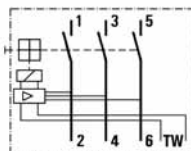
- **Technical features:** Input for TOP
- **Type of protection:** IP 55

| Nominal data     | Nominal voltage |     | Frequency | Current draw | Mass | Auxiliary contactor         |
|------------------|-----------------|-----|-----------|--------------|------|-----------------------------|
| Type             | VAC             | Hz  | A         | kg           |      |                             |
| TPD 250-AA01 -01 | 3~              | 400 | 50/60     | 25.0         | 0.6  | Without auxiliary contactor |
| TPD 250-AA01 -02 | 3~              | 400 | 50/60     | 25.0         | 0.6  | With break contact          |
| TPD 250-AA01 -03 | 3~              | 400 | 50/60     | 25.0         | 0.6  | With make contact           |
| TPE 100-AA01 -01 | 1~              | 230 | 50/60     | 10.0         | 0.6  | Without auxiliary contactor |
| TPE 100-AA01 -02 | 1~              | 230 | 50/60     | 10.0         | 0.6  | With break contact          |
| TPE 100-AA01 -03 | 1~              | 230 | 50/60     | 10.0         | 0.6  | With make contact           |

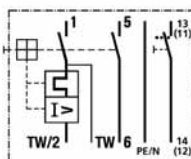
subject to alterations



## - Electr. connection, three-phase:



## - Electr. connection, single-phase:



# Star-delta switch / repair switch

Third-party accessories from Möller Electric GmbH



for wall installation

For more information: [www.moeller.net](http://www.moeller.net)

## Star-delta switch (available from Möller Electric GmbH)

| Designation  | Installation         |
|--------------|----------------------|
| T0-4-8410/I1 | Wall installation    |
| T0-4-8410/E  | Cabinet installation |

subject to alterations



for wall installation

For more information: [www.moeller.net](http://www.moeller.net)

## Repair switch, lockable (available from Möller Electric GmbH)

| Designation         | Installation         |
|---------------------|----------------------|
| T0-2-8900/I1/SVB-SW | Wall installation    |
| T0-2-8900/EA/SVB-SW | Cabinet installation |

subject to alterations



# Mouser Electronics

Authorized Distributor

Click to View Pricing, Inventory, Delivery & Lifecycle Information:

## ebm-papst:

[78128-2-4039](#) [99282-4-7320](#) [99283-4-7320](#) [2156-4-7320](#) [2161-4-7320](#) [2163-4-7320](#) [2166-4-7320](#) [2167-4-7320](#)  
[2168-4-7320](#) [2169-4-7320](#) [26388-2-4039](#) [50967-2-4039](#) [50968-2-4039](#) [50969-2-4039](#) [50970-2-4039](#) [50971-2-4039](#)  
[50972-2-4039](#) [66309-2-4039](#) [66310-2-4039](#) [66311-2-4039](#) [66312-2-4039](#) [66313-2-4039](#) [10637-4-1040](#) [73807-2-](#)  
[3634](#) [73801-2-3634](#) [73802-2-3634](#) [73803-2-3634](#) [73804-2-3634](#) [73805-2-3634](#) [73806-2-3634](#) [73808-2-3634](#)  
[73809-2-3634](#) [73810-2-3634](#) [73811-2-3634](#) [73812-2-3634](#) [73813-2-3634](#) [73814-2-3634](#) [73815-2-3634](#) [73816-2-](#)  
[3634](#) [73817-2-3634](#) [73818-2-3634](#) [73761-2-3634](#) [73762-2-3634](#) [73763-2-3634](#) [73764-2-3634](#) [73765-2-3634](#)  
[73766-2-3634](#) [73767-2-3634](#) [73768-2-3634](#) [73769-2-3634](#) [73770-2-3634](#) [73771-2-3634](#) [73772-2-3634](#) [73773-2-](#)  
[3634](#) [73774-2-3634](#) [73775-2-3634](#) [73776-2-3634](#) [73777-2-3634](#) [73778-2-3634](#) [99287-4-7320](#) [2100-4-7320](#) [52542-](#)  
[2-4037](#) [52543-2-4037](#) [52554-2-4037](#) [04013-2-4039](#) [52547-2-4037](#) [51025-2-4053](#) [51028-2-4053](#) [2151-4-7320](#)  
[52553-2-4037](#) [51026-2-4053](#) [2159-4-7320](#) [52551-2-4037](#) [2103-4-7320](#) [30457-4-7320](#) [52552-2-4037](#) [51014-2-4053](#)  
[35138-2-4039](#) [2155-4-7320](#) [2160-4-7320](#) [19114-2-4039](#) [52545-2-4037](#) [51027-2-4053](#) [52550-2-4037](#) [52546-2-](#)  
[4037](#) [99285-4-7320](#) [50952-2-4039](#) [52544-2-4037](#) [19115-2-4039](#) [77709-2-4039](#) [66024-2-4039](#) [19112-2-4039](#) [2170-](#)  
[4-7320](#) [68462-4-7320](#) [71887-2-4053](#) [2102-4-7320](#) [71884-2-4053](#) [64009-2-4037](#) [71883-2-4053](#) [71882-2-4053](#)



Компания «ЭлектроПласт» предлагает заключение долгосрочных отношений при поставках импортных электронных компонентов на взаимовыгодных условиях!

Наши преимущества:

- Оперативные поставки широкого спектра электронных компонентов отечественного и импортного производства напрямую от производителей и с крупнейших мировых складов;
- Поставка более 17-ти миллионов наименований электронных компонентов;
- Поставка сложных, дефицитных, либо снятых с производства позиций;
- Оперативные сроки поставки под заказ (от 5 рабочих дней);
- Экспресс доставка в любую точку России;
- Техническая поддержка проекта, помощь в подборе аналогов, поставка прототипов;
- Система менеджмента качества сертифицирована по Международному стандарту ISO 9001;
- Лицензия ФСБ на осуществление работ с использованием сведений, составляющих государственную тайну;
- Поставка специализированных компонентов (Xilinx, Altera, Analog Devices, Intersil, Interpoint, Microsemi, Aeroflex, Peregrine, Syfer, Eurofarad, Texas Instrument, Miteq, Cobham, E2V, MA-COM, Hittite, Mini-Circuits, General Dynamics и др.);

Помимо этого, одним из направлений компании «ЭлектроПласт» является направление «Источники питания». Мы предлагаем Вам помощь Конструкторского отдела:

- Подбор оптимального решения, техническое обоснование при выборе компонента;
- Подбор аналогов;
- Консультации по применению компонента;
- Поставка образцов и прототипов;
- Техническая поддержка проекта;
- Защита от снятия компонента с производства.



#### Как с нами связаться

**Телефон:** 8 (812) 309 58 32 (многоканальный)

**Факс:** 8 (812) 320-02-42

**Электронная почта:** [org@eplast1.ru](mailto:org@eplast1.ru)

**Адрес:** 198099, г. Санкт-Петербург, ул. Калинина, дом 2, корпус 4, литера А.