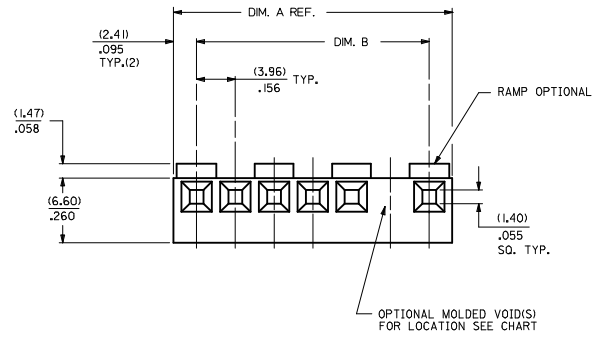


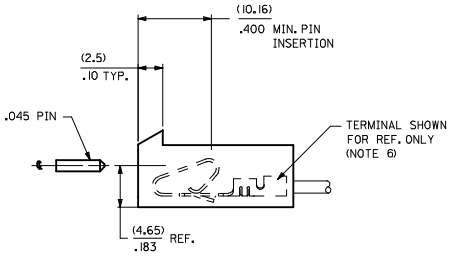


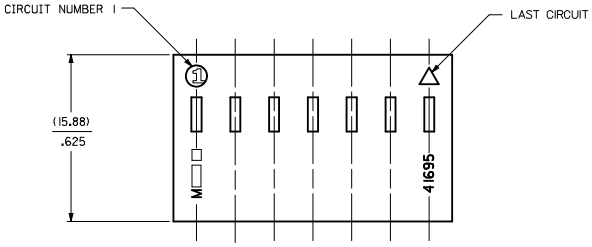


| NO. OF CKTS SEE NOTE 10 | DIM. A | DIM. B |
|---|---|---|
| 1 | NOT AVAILABLE | |
| 2 | (8.79) .346 | (3.96±.05) .156±.002 |
| 3 | (12.75) .502 | (7.92±.08) .312±.003 |
| 4 | (16.71) .658 | (11.89±.08) .468±.003 |
| 5 | (20.67) .814 | (15.85±.08) .624±.003 |
| 6 | (24.64) .970 | (19.81±.10) .780±.004 |
| 7 | (28.60) 1.126 | (23.77±.10) .936±.004 |
| 8 | (32.56) 1.282 | (27.74±.10) 1.092±.004 |
| 9 | (36.53) 1.438 | (31.70±.10) 1.248±.004 |
| 10 | (40.49) 1.594 | (35.66±.15) 1.404±.006 |
| 11 | (44.45) 1.750 | (39.62±.15) 1.560±.006 |
| 12 | (48.41) 1.906 | (43.59±.15) 1.716±.006 |
| 13 | (52.37) 2.062 | (47.55±.15) 1.872±.006 |
| 14 | (56.34) 2.218 | (51.51±.18) 2.028±.007 |
| 15 | (60.30) 2.374 | (55.47±.18) 2.184±.007 |
| 16 | (64.26) 2.530 | (59.44±.20) 2.340±.008 |
| 17 | (68.22) 2.686 | (63.40±.20) 2.496±.008 |
| 18 | (72.19) 2.842 | (67.36±.23) 2.652±.009 |
| 19 | (76.15) 2.998 | (71.32±.23) 2.808±.009 |
| 20 | (80.11) 3.154 | (75.28±.23) 2.964±.009 |

41695-✳-✳N-##

MATERIAL CODE
N=MOLDED NATURAL
B=BLACK
G=GLOW WIRE

OPTION CODE

| CODE | RAMP | POLARIZE | PACKAGING | RIB |
|---|---|---|---|---|
| A | NO | NO | BULK PER PK-41695-001 | NO |
| B | YES | NO | BULK PER PK-41695-002 | NO |
| | | | | |
| D | YES | YES | BULK PER PK-41695-003 | NO |
| E | YES | NO | BULK PER PK-41695-002 | YES |
| | | | | |
| G | END RAMP ONLY | YES | BULK PER PK-41695-003 | NO |

VOID CODE
BLANK=NO VOIDS
NO.=NO. CORRESPONDS TO CKT. NO. VOIDED
MULT. VOIDS=START WITH 51

NO. OF CKTS.
SEE NOTE 10

NOTES:
1. MATERIAL: N - GLASS FILLED POLYESTER. UL94V-0. MOLDED NATURAL
B - GLASS FILLED POLYESTER. UL94V-0. MOLDED BLACK
G - UL94V-0 PA6 NYLON , IEC 60335-1, 4th EDITION GLOW WIRE CAPABLE, COLOR: BLACK
2. FINISH: SEE TERMINAL DRAWINGS
3. PRODUCT SPECIFICATION: PS-08-50 AND PS-40-02
4. PACKAGING INFORMATION: SEE LEGEND
5. MATES WITH (3.96)/1.56 CENTER HEADERS AND (1.14)/.045 SQUARE OR ROUND PINS
6. HOUSING ACCEPTS STANDARD TERMINAL NOS.:
2478 (18-24 AWG) WITH (2.79)/.110 MAX. INSULATION DIA.
2578 (22-26 AWG) WITH (1.65)/.065 MAX. INSULATION DIA.
OR TRIFURCON TERMINAL NOS.:
6438 (18-22 AWG) WITH (2.79)/.110 MAX. INSULATION DIA.
6838 (18-24 AWG) WITH (2.79)/.110 MAX. INSULATION DIA.
7258 (22-26 AWG) WITH (1.65)/.065 MAX. INSULATION DIA.
7. BOW (.006 MM/MM) / .006 IN/IN.
8. (0.13)/.005 MAX. FLASH ALLOWED ALONG DIMENSION B AND IN LOCKING WINDOW.
9. THIS PART CONFORMS TO CLASS B REQUIREMENTS OF COSMETIC SPECIFICATION PS-45499-002.
10. CIRCUIT SIZES 13 THROUGH 20 ARE NOT AVAILABLE IN G MATERIAL.

| SHT | REV |
|---|---|
| 4 | G4 |
| 3 | G6 |
| 2 | G5 |
| 1 | G6 |

REMOVE 41695-2003
EC NO: UCP2010-0004
DRWN:MKIPPER 2009/08/07
CHKD:SOUSEK 2009/08/10
APPR:FSMITH 2009/08/18
DESCRIPTION
REV G6

QUALITY SYMBOLS
▼=0
▽=0

GENERAL TOLERANCES (UNLESS SPECIFIED)

| | mm | INCH |
|---|---|---|
| 4 PLACES | ± --- | ± --- |
| 3 PLACES | ± --- | ± .010 |
| 2 PLACES | ± 0.25 | ± .014 |
| 1 PLACE | ± 0.36 | ± --- |
| ANGULAR ±1/2° | | |

DRAFT WHERE APPLICABLE MUST REMAIN WITHIN DIMENSIONS

DIMENSION STYLE: MM/IN
SCALE: ---
DESIGN UNITS: INCH
THIRD ANGLE PROJECTION

DRAWN BY: SKOWRONSKI DATE: 04/05/86
CHECKED BY: PATEL DATE: 04/05/86
APPROVED BY: LENZ DATE: 04/05/86
MATERIAL NO.: SEE CHART

TITLE: (3.96)/.156 CENTERLINE CONNECTOR HOUSING FOR KK CRIMP TERMINALS

MOLEX INCORPORATED

DOCUMENT NO.: SD-41695
SHEET NO.: 1 OF 4
SIZE: D

THIS DRAWING CONTAINS INFORMATION THAT IS PROPRIETARY TO MOLEX INCORPORATED AND SHOULD NOT BE USED WITHOUT WRITTEN PERMISSION

| 41695-N-AN-* | | |
|---|---|---|
| PART NO. | ENG. NO. | VOIDS |
| | NOT AVAILABLE | |
| 09-50-8020 | 41695-N-A2 | |
| 09-50-8030 | 41695-N-A3 | |
| 09-50-8040 | 41695-N-A4 | |
| 09-50-8050 | 41695-N-A5 | |
| 09-50-8060 | 41695-N-A6 | |
| 09-50-8070 | 41695-N-A7 | |
| 09-50-8080 | 41695-N-A8 | |
| 09-50-8090 | 41695-N-A9 | |
| 09-50-8100 | 41695-N-A10 | |
| 09-50-8110 | 41695-N-A11 | |
| 09-50-8120 | 41695-N-A12 | |
| 09-50-8130 | 41695-N-A13 | |
| 09-50-8140 | 41695-N-A14 | |
| 09-50-8150 | 41695-N-A15 | |
| 09-50-8160 | 41695-N-A16 | |
| 09-50-8170 | 41695-N-A17 | |
| 09-50-8180 | 41695-N-A18 | |
| 09-50-8190 | 41695-N-A19 | |
| 09-50-8200 | 41695-N-A20 | |
| 09-50-9085 | 41695-N-A8-2 | 2 |
| 41695-0001 | 41695-N-A6-3 | 3 |
| 41695-0002 | 41695-N-A5-4 | 4 |

| 41695-N-BN-* | | |
|---|---|---|
| PART NO. | ENG. NO. | VOIDS |
| | NOT AVAILABLE | |
| 09-50-8021 | 41695-N-B2 | |
| 09-50-8031 | 41695-N-B3 | |
| 09-50-8041 | 41695-N-B4 | |
| 09-50-8051 | 41695-N-B5 | |
| 09-50-8061 | 41695-N-B6 | |
| 09-50-8071 | 41695-N-B7 | |
| 09-50-8081 | 41695-N-B8 | |
| 09-50-8091 | 41695-N-B9 | |
| 09-50-8101 | 41695-N-B10 | |
| 09-50-8111 | 41695-N-B11 | |
| 09-50-8121 | 41695-N-B12 | |
| 09-50-8131 | 41695-N-B13 | |
| 09-50-8141 | 41695-N-B14 | |
| 09-50-8151 | 41695-N-B15 | |
| 09-50-8161 | 41695-N-B16 | |
| 09-50-8171 | 41695-N-B17 | |
| 09-50-8181 | 41695-N-B18 | |
| 09-50-8191 | 41695-N-B19 | |
| 09-50-8201 | 41695-N-B20 | |
| 09-50-9030 | 41695-N-B3-2 | 2 |
| | 41695-N-B5-2 | 2 |
| | 41695-N-B9-2 | 2 |
| | 41695-N-B11-2 | 2 |
| 09-50-9121 | 41695-N-B12-2 | 2 |
| | 41695-N-B14-2 | 2 |
| 09-50-9150 | 41695-N-B15-14 | 14 |
| 09-50-9060 | 41695-N-B6-5 | 5 |
| 09-50-9070 | 41695-N-B7-6 | 6 |
| 09-50-9071 | 41695-N-B7-2 | 2 |
| 09-50-9040 | 41695-N-B4-3 | 3 |
| 09-50-9090 | 41695-N-B9-7 | 7 |
| | 41695-N-B14-13 | 13 |
| 09-50-9136 | 41695-N-B13-5 | 5 |
| 09-50-9137 | 41695-N-B13-8 | 8 |
| 09-50-9050 | 41695-N-B5-51 | 2,4 |
| 09-50-9061 | 41695-N-B6-3 | 3 |
| 09-50-9080 | 41695-N-B8-2 | 2 |

| 41695-G-AN-* | | |
|---|---|---|
| PART NO. | ENG. NO. | VOIDS |
| 41695-2032 | 41695-G-A02 | |
| 41695-2033 | 41695-G-A03 | |
| 41695-2034 | 41695-G-A04 | |
| 41695-2035 | 41695-G-A05 | |
| 41695-2036 | 41695-G-A06 | |
| 41695-2037 | 41695-G-A07 | |
| 41695-2038 | 41695-G-A08 | |
| 41695-2039 | 41695-G-A09 | |
| 41695-2040 | 41695-G-A10 | |
| 41695-2041 | 41695-G-A11 | |
| 41695-2042 | 41695-G-A12 | |

| 41695-G-BN-* | | |
|---|---|---|
| PART NO. | ENG. NO. | VOIDS |
| 41695-2000 | 41695-G-B02 | |
| 41695-2005 | 41695-G-B03 | |
| 41695-2002 | 41695-G-B04 | |
| 41695-2006 | 41695-G-B05 | |
| 41695-2007 | 41695-G-B06 | |
| 41695-2008 | 41695-G-B07 | |
| 41695-2009 | 41695-G-B08 | |
| 41695-2010 | 41695-G-B09 | |
| 41695-2011 | 41695-G-B10 | |
| 41695-2012 | 41695-G-B11 | |
| 41695-2013 | 41695-G-B12 | |

# OPTION CODE D

RAMP WITH POLARIZING PEGS (RIBS)

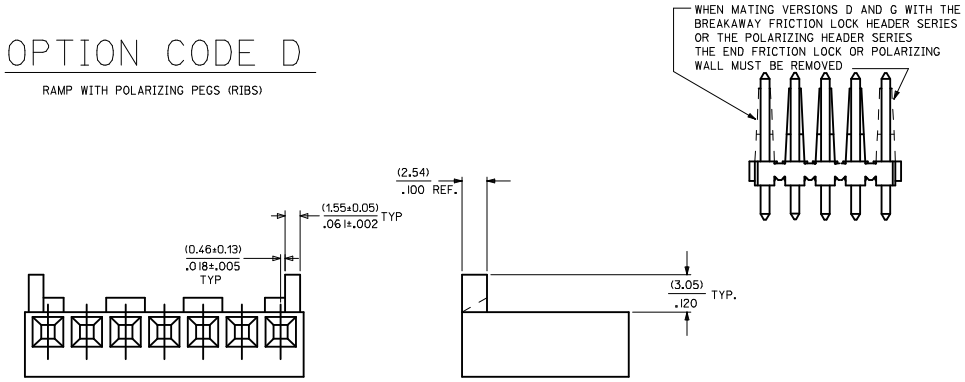


WHEN MATING WITH BREAKAWAY HEADERS THE FRICTION LOCK WALL MUST BE REMOVED

ADD 41695-0002
EC NO: UCP2009-2480 2009/05/21
DRWN:MKIPPER 2009/05/26
CHKD:JBELL 2009/05/26
APPR:FSMITH 2009/05/26
DESCRIPTION
G5
REV

QUALITY SYMBOLS
▼=0
▽=0

GENERAL TOLERANCES (UNLESS SPECIFIED)

| | mm | INCH |
|---|---|---|
| 4 PLACES | ± --- | ± --- |
| 3 PLACES | ± --- | ± --- |
| 2 PLACES | ± --- | ± --- |
| 1 PLACE | ± --- | ± --- |
| ANGULAR ±1/2° | | |

DRAFT WHERE APPLICABLE MUST REMAIN WITHIN DIMENSIONS

DIMENSION STYLE: MM/IN
SCALE: ---
DESIGN UNITS: INCH
THIRD ANGLE PROJECTION

DRAWN BY: SAMIEC DATE: 09/22/86
CHECKED BY: PATEL DATE: 09/22/86
APPROVED BY: LENZ DATE: 09/22/86
MATERIAL NO.: SEE CHART

TITLE: (3.96)/.156 CENTERLINE CONNECTOR HOUSING FOR KK CRIMP TERMINAL

MOLEX INCORPORATED

DOCUMENT NO.: SD-41695
SHEET NO.: 2 OF 4
SIZE: D

THIS DRAWING CONTAINS INFORMATION THAT IS PROPRIETARY TO MOLEX INCORPORATED AND SHOULD NOT BE USED WITHOUT WRITTEN PERMISSION

Компания «ЭлектроПласт» предлагает заключение долгосрочных отношений при поставках импортных электронных компонентов на взаимовыгодных условиях!

Наши преимущества:

- Оперативные поставки широкого спектра электронных компонентов отечественного и импортного производства напрямую от производителей и с крупнейших мировых складов;
- Поставка более 17-ти миллионов наименований электронных компонентов;
- Поставка сложных, дефицитных, либо снятых с производства позиций;
- Оперативные сроки поставки под заказ (от 5 рабочих дней);
- Экспресс доставка в любую точку России;
- Техническая поддержка проекта, помощь в подборе аналогов, поставка прототипов;
- Система менеджмента качества сертифицирована по Международному стандарту ISO 9001;
- Лицензия ФСБ на осуществление работ с использованием сведений, составляющих государственную тайну;
- Поставка специализированных компонентов (Xilinx, Altera, Analog Devices, Intersil, Interpoint, Microsemi, Aeroflex, Peregrine, Syfer, Eurofarad, Texas Instrument, Miteq, Cobham, E2V, MA-COM, Hittite, Mini-Circuits,General Dynamics и др.);

Помимо этого, одним из направлений компании «ЭлектроПласт» является направление «Источники питания». Мы предлагаем Вам помощь Конструкторского отдела:

- Подбор оптимального решения, техническое обоснование при выборе компонента;
- Подбор аналогов;
- Консультации по применению компонента;
- Поставка образцов и прототипов;
- Техническая поддержка проекта;
- Защита от снятия компонента с производства.

**Как с нами связаться**

**Телефон:** 8 (812) 309 58 32 (многоканальный)
**Факс:** 8 (812) 320-02-42
**Электронная почта:** org@eplast1.ru
**Адрес:** 198099, г. Санкт-Петербург, ул. Калинина, дом 2, корпус 4, литера А.