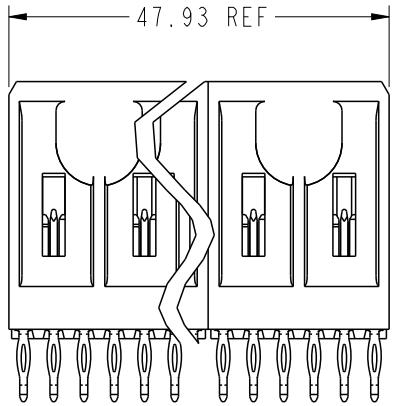
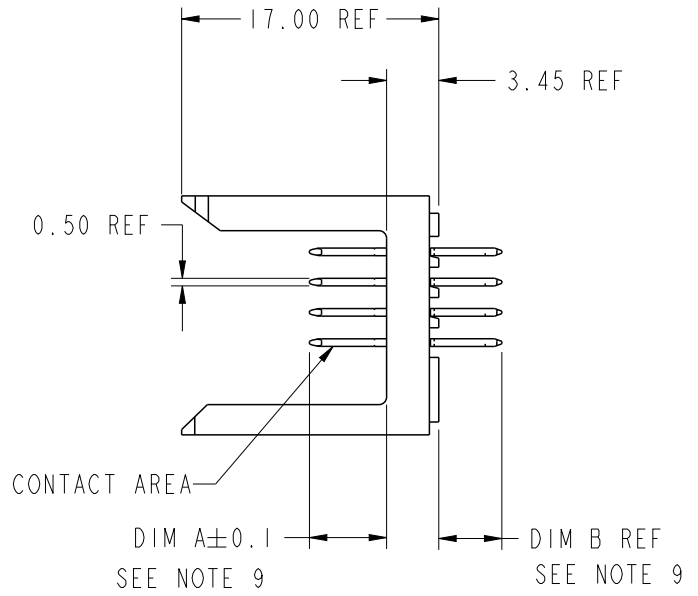
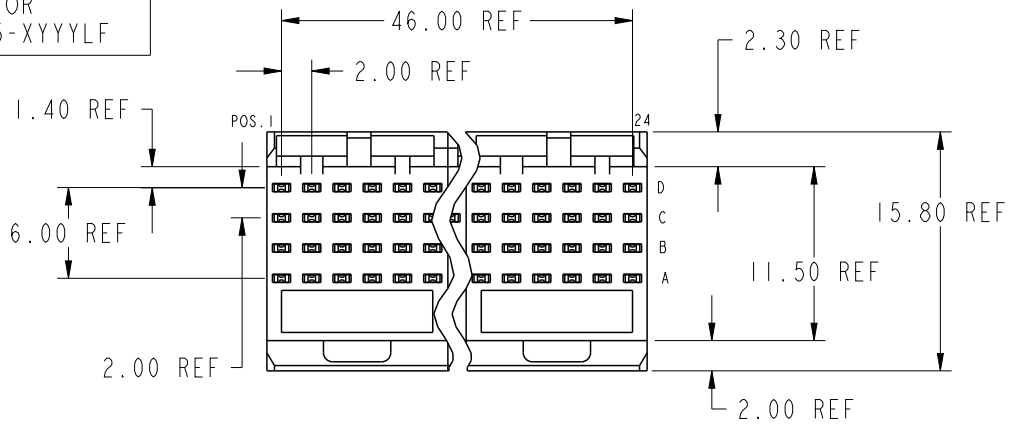


PRODUCT NUMBER  
 89075-XYX  
 OR  
 89075-XYXX  
 89075-XYXLF  
 OR  
 89075-XYXLF



rev	ecn	drw	date
CB	V06-0573	DCH	2006-06-14
CC	DG07-0487	Cenh	12/05/07
CD	DG09-0256	TER	2009-08-19
CE	ELX-DG-010531-1	ANDY	2012-03-08
-	-	-	-
BY	V05-0603	TAB	07/06/05
CA	V05-1030	LP	11/21/05

spec ref	*	dr	Terran Huang	2010/07/08	projection	mm	size	A4	scale	2:1
tolerance std	ASME Y14.5	eng	Andy Lu	2012/03/08			ecn no		ELX-DG-010531-1	
TOLERANCES UNLESS OTHERWISE SPECIFIED		chr	Thian-Zhao Lin	2012/03/12			rel level		Released	
surface	3.200 linear	appr	Pei-Ming Zheng	2012/03/12	product family		METRAL		rev	CE
	0.X ±0.3			title METRAL SIGNAL HEADER 4 MOD, 4 ROW PRESS-FIT		dwg no 89075		sheet 1 of 15		
	0.XX ±0.13									
	0.XXX ±0.051									
ASME Y14.5	angular 0° ±2°	www.fci.com		cat. no.	-	Product - Customer Drw		PDS: Rev :CE STATUS:Released Printed: Mar 12, 2012		



Copyright FCI.

ProE File - REV C - 2009-06-09

1

2

3

4

A

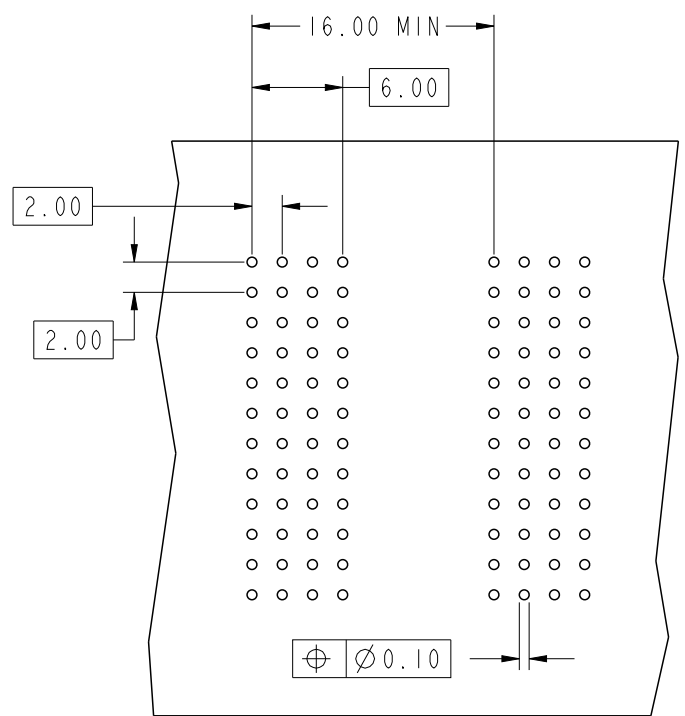
B

C

A

B

C



KEY		
CODE	DIMENSIONS	
	DIM "A" MATE	DIM "B" TAIL
1	5.00	4.30
2	5.75	4.30
3	6.50	4.30
4	7.25	4.30
5	5.00	13.60
6	5.75	13.60
7	6.50	13.60
8	7.25	13.60
10	5.75	17.00
11	6.50	17.00
12	7.25	17.00
13	8.25	4.30
14	8.25	13.60
19	8.00	4.30
22	5.00	12.10

REQUIRED PC BOARD LAYOUT  
COMPONENT SIDE

SEE PRINT 58351 FOR  
ADDITIONAL PCB INFORMATION



Copyright FCI.

spec ref *		dr Terran Huang		2010/07/08		projection		size A4		scale 2:1	
tolerance std ASME Y14.5		TOLERANCES UNLESS OTHERWISE SPECIFIED		eng Andy Lu		2012/03/08		mm		ecn no ELX-DG-010531-1	
				chr Thian-Zhao Lin		2012/03/12		←→		rel level Released	
				appr Pei-Ming Zheng		2012/03/12		product family METRAL			
surface 3.2		linear		0.X ±0.3		FCI		title METRAL SIGNAL HEADER		dwg no 89075	
				0.XX ±0.13		www.fci.com		4 MOD, 4 ROW PRESS-FIT		rev CE	
				0.XXX ±0.051							
ASME Y14.5		angular		0° ±2°				cat. no. -		Product - Customer Drw	
										sheet 2 of 15	

Print File - REV C - 2009-06-09

1

2

3

4



Copyright FCI.

METRAL P/N	ROW	CONTACT CODE MOD. 1					MOD. 2					MOD. 3					MOD. 4							
		1	2	3	4	5	6	7	8	9	10	11	12	13	14	15	16	17	18	19	20	21	22	23
89075-X01 SEE NOTE 11 LEAD FREE OPTION	D	1	1	1	1	1	1	1	1	1	1	1	1	1	1	1	1	1	1	1	1	1	1	1
	C	1	1	1	1	1	1	1	1	1	1	1	1	1	1	1	1	1	1	1	1	1	1	1
	B	1	1	1	1	1	1	1	1	1	1	1	1	1	1	1	1	1	1	1	1	1	1	1
	A	1	1	1	1	1	1	1	1	1	1	1	1	1	1	1	1	1	1	1	1	1	1	1

METRAL P/N	ROW	CONTACT CODE MOD. 1					MOD. 2					MOD. 3					MOD. 4							
		1	2	3	4	5	6	7	8	9	10	11	12	13	14	15	16	17	18	19	20	21	22	23
89075-X02 SEE NOTE 11 LEAD FREE OPTION	D	5	5	5	5	5	5	5	5	5	5	5	5	5	5	5	5	5	5	5	5	5	5	5
	C	5	5	5	5	5	5	5	5	5	5	5	5	5	5	5	5	5	5	5	5	5	5	5
	B	5	5	5	5	5	5	5	5	5	5	5	5	5	5	5	5	5	5	5	5	5	5	5
	A	5	5	5	5	5	5	5	5	5	5	5	5	5	5	5	5	5	5	5	5	5	5	5

METRAL P/N	ROW	CONTACT CODE MOD. 1					MOD. 2					MOD. 3					MOD. 4								
		1	2	3	4	5	6	7	8	9	10	11	12	13	14	15	16	17	18	19	20	21	22	23	24
89075-X03 SEE NOTE 11 LEAD FREE OPTION	D	6	6	5	6	6	5	6	6	5	6	6	5	1	1	5	5	5	5	5	5	5	5	5	5
	C	6	6	5	6	6	5	6	6	5	6	6	5	1	1	5	5	5	5	5	5	5	5	5	5
	B	6	6	5	6	6	5	6	6	5	6	6	5	1	1	5	5	5	5	5	5	5	5	5	5
	A	6	6	5	6	6	5	6	6	5	6	6	5	1	1	5	5	5	5	5	5	5	5	5	5

METRAL P/N	ROW	CONTACT CODE MOD. 1					MOD. 2					MOD. 3					MOD. 4								
		1	2	3	4	5	6	7	8	9	10	11	12	13	14	15	16	17	18	19	20	21	22	23	24
89075-X04 SEE NOTE 11 LEAD FREE OPTION	D	6	6	6	6	6	6	3	2	2	2	2	3	2	2	2	2	2	2	2	2	2	2	3	3
	C	6	6	6	6	6	6	3	2	2	2	2	3	2	2	2	2	2	2	2	2	2	2	3	3
	B	6	6	6	6	6	6	3	2	2	2	2	3	2	2	2	2	2	2	2	2	2	2	3	3
	A	6	6	6	6	6	6	3	2	2	2	2	3	2	2	2	2	2	2	2	2	2	2	3	3

METRAL P/N	ROW	CONTACT CODE MOD. 1					MOD. 2					MOD. 3					MOD. 4							
		1	2	3	4	5	6	7	8	9	10	11	12	13	14	15	16	17	18	19	20	21	22	23
89075-X05 SEE NOTE 11 LEAD FREE OPTION	D	3	2	2	2	2	2	2	2	2	2	2	2	2	2	2	2	2	2	2	2	2	2	2
	C	3	2	2	2	2	2	2	2	2	2	2	2	2	2	2	2	2	2	2	2	2	2	2
	B	3	2	2	2	2	2	2	2	2	2	2	2	2	2	2	2	2	2	2	2	2	2	2
	A	3	2	2	2	2	2	2	2	2	2	2	2	2	2	2	2	2	2	2	2	2	2	2

METRAL P/N	ROW	CONTACT CODE MOD. 1					MOD. 2					MOD. 3					MOD. 4							
		1	2	3	4	5	6	7	8	9	10	11	12	13	14	15	16	17	18	19	20	21	22	23
89075-X06 SEE NOTE 11 LEAD FREE OPTION	D	2	2	2	2	2	2	2	2	2	2	2	2	2	2	2	2	2	2	2	2	2	2	3
	C	2	2	2	2	2	2	2	2	2	2	2	2	2	2	2	2	2	2	2	2	2	2	3
	B	2	2	2	2	2	2	2	2	2	2	2	2	2	2	2	2	2	2	2	2	2	2	3
	A	2	2	2	2	2	2	2	2	2	2	2	2	2	2	2	2	2	2	2	2	2	2	3

METRAL P/N	ROW	CONTACT CODE MOD. 1					MOD. 2					MOD. 3					MOD. 4							
		1	2	3	4	5	6	7	8	9	10	11	12	13	14	15	16	17	18	19	20	21	22	23
89075-X07 SEE NOTE 11 LEAD FREE OPTION	D	1	1	1	1	1	1	1	1	1	1	1	1	1	1	1	1	1	1	1	1	1	1	3
	C	1	1	1	1	1	1	1	1	1	1	1	1	1	1	1	1	1	1	1	1	1	1	3
	B	1	1	1	1	1	1	1	1	1	1	1	1	1	1	1	1	1	1	1	1	1	1	3
	A	1	1	1	1	1	1	1	1	1	1	1	1	1	1	1	1	1	1	1	1	1	1	3

METRAL P/N	ROW	CONTACT CODE MOD. 1					MOD. 2					MOD. 3					MOD. 4							
		1	2	3	4	5	6	7	8	9	10	11	12	13	14	15	16	17	18	19	20	21	22	23
89075-X08 SEE NOTE 11 LEAD FREE OPTION	D	1	1	1	1	1	1	1	1	1	1	1	1	2	2	2	2	2	1	1	1	1	1	3
	C	1	1	1	1	1	1	1	1	1	1	1	1	2	2	2	2	2	1	1	1	1	1	3
	B	1	1	1	1	1	1	1	1	1	1	1	2	2	2	2	2	2	1	1	1	1	1	3
	A	1	1	1	1	1	1	1	1	1	1	1	2	2	2	2	2	2	1	1	1	1	1	3

METRAL P/N	ROW	CONTACT CODE MOD. 1					MOD. 2					MOD. 3					MOD. 4							
		1	2	3	4	5	6	7	8	9	10	11	12	13	14	15	16	17	18	19	20	21	22	23
89075-X09 SEE NOTE 11 LEAD FREE OPTION	D	1	1	3	1	1	1	1	1	1	1	1	1	1	1	1	1	1	1	1	1	1	1	3
	C	1	1	3	1	1	1	1	1	1	1	1	1	1	1	1	1	1	1	1	1	1	1	3
	B	1	1	3	1	1	1	1	1	1	1	1	1	1	1	1	1	1	1	1	1	1	1	3
	A	1	1	3	1	1	1	1	1	1	1	1	1	1	1	1	1	1	1	1	1	1	1	3

METRAL P/N	ROW	CONTACT CODE MOD. 1					MOD. 2					MOD. 3					MOD. 4							
		1	2	3	4	5	6	7	8	9	10	11	12	13	14	15	16	17	18	19	20	21	22	23
89075-X10 SEE NOTE 11 LEAD FREE OPTION	D	1	1	3	1	1	1	2	2	1	2	2	1	1	1	3	1	1	3	3	3	3	3	3
	C	1	1	3	1	1	1	2	2	1	2	2	1	1	1	3	1	1	3	3	3	3	3	3
	B	1	1	3	1	1	1	2	2	1	2	2	1	1	1	3	1	1	3	3	3	3	3	3
	A	1	1	3	1	1	1	2	2	1	2	2	1	1	1	3	1	1	3	3	3	3	3	3

spec ref	*	dr	Terran Huang	2010/07/08	projection	mm	size	A4	scale	2:1	
tolerance std	ASME Y14.5	eng	Andy Lu	2012/03/08			ecn no	ELX-DG-010531-1			
TOLERANCES UNLESS OTHERWISE SPECIFIED		chr	Thian-Zhao Lin	2012/03/12				rel level	Released		
surface	3.2	appr	Pei-Ming Zheng	2012/03/12	product family	METRAL		rev	CE		
ASME Y14.5	linear	0.X	±0.3		title	METRAL SIGNAL HEADER			dwg no	89075	
		0.XX	±0.13			4 MOD, 4 ROW PRESS-FIT					
	angular	0.XXX	±0.051			cat. no.	-			Product - Customer Drw	sheet 3 of 15



Copyright FCI.

METRAL P/N	ROW	CONTACT CODE MOD. 1					MOD. 2					MOD. 3					MOD. 4								
		1	2	3	4	5	6	7	8	9	10	11	12	13	14	15	16	17	18	19	20	21	22	23	24
89075-X11	D	22	22	22	22	22	22	22	22	22	22	22	22	22	22	22	22	22	22	22	22	22	22	22	22
SEE NOTE 11 LEAD FREE OPTION	C	22	22	22	22	22	22	22	22	22	22	22	22	22	22	22	22	22	22	22	22	22	22	22	22
	B	22	22	22	22	22	22	22	22	22	22	22	22	22	22	22	22	22	22	22	22	22	22	22	22
	A	22	22	22	22	22	22	22	22	22	22	22	22	22	22	22	22	22	22	22	22	22	22	22	22

METRAL P/N	ROW	CONTACT CODE MOD. 1					MOD. 2					MOD. 3					MOD. 4								
		1	2	3	4	5	6	7	8	9	10	11	12	13	14	15	16	17	18	19	20	21	22	23	24
89075-X12	D	3	1	1	1	1	1	1	1	3	1	1	1	1	1	1	1	1	1	1	1	1	1	1	1
SEE NOTE 11 LEAD FREE OPTION	C	3	1	1	1	1	1	1	1	3	1	1	1	1	1	1	1	1	1	1	1	1	1	1	1
	B	3	1	1	1	1	1	1	1	3	1	1	1	1	1	1	1	1	1	1	1	1	1	1	1
	A	3	1	1	1	1	1	1	1	3	1	1	1	1	1	1	1	1	1	1	1	1	1	1	1

METRAL P/N	ROW	CONTACT CODE MOD. 1					MOD. 2					MOD. 3					MOD. 4								
		1	2	3	4	5	6	7	8	9	10	11	12	13	14	15	16	17	18	19	20	21	22	23	24
89075-X13	D	3	3	2	2	1	1	1	1	3	3	2	3	3	1	1	1	1	1	1	1	1	1	1	3
SEE NOTE 11 LEAD FREE OPTION	C	3	3	2	2	1	1	1	1	3	3	2	3	3	1	1	1	1	1	1	1	1	1	1	3
	B	3	3	2	2	1	1	1	1	3	3	2	3	3	1	1	1	1	1	1	1	1	1	1	3
	A	3	3	2	2	1	1	1	1	3	3	2	3	3	1	1	1	1	1	1	1	1	1	1	3

METRAL P/N	ROW	CONTACT CODE MOD. 1					MOD. 2					MOD. 3					MOD. 4								
		1	2	3	4	5	6	7	8	9	10	11	12	13	14	15	16	17	18	19	20	21	22	23	24
89075-X14	D	19	3	4	4	3	3	2	2	2	2	2	2	2	2	2	2	2	2	2	2	2	2	2	2
SEE NOTE 11 LEAD FREE OPTION	C	19	3	4	4	3	3	2	2	2	2	2	2	2	2	2	2	2	2	2	2	2	2	2	2
	B	19	3	4	4	3	3	2	2	2	2	2	2	2	2	2	2	2	2	2	2	2	2	2	2
	A	19	3	4	4	3	3	2	2	2	2	2	2	2	2	2	2	2	2	2	2	2	2	2	2

METRAL P/N	ROW	CONTACT CODE MOD. 1					MOD. 2					MOD. 3					MOD. 4								
		1	2	3	4	5	6	7	8	9	10	11	12	13	14	15	16	17	18	19	20	21	22	23	24
89075-X15	D	2	2	2	2	2	2	2	2	2	2	2	2	2	2	2	2	2	2	2	2	2	1	2	19
SEE NOTE 11 LEAD FREE OPTION	C	2	2	2	2	2	2	2	2	2	2	2	2	2	2	2	2	2	2	2	2	2	2	2	19
	B	2	2	2	2	2	2	2	2	2	2	2	2	2	2	2	2	2	2	2	2	2	2	2	19
	A	2	2	2	2	2	2	2	2	2	2	2	2	2	2	2	2	2	2	2	2	2	2	2	19

METRAL P/N	ROW	CONTACT CODE MOD. 1					MOD. 2					MOD. 3					MOD. 4								
		1	2	3	4	5	6	7	8	9	10	11	12	13	14	15	16	17	18	19	20	21	22	23	24
89075-X16	D	2	2	2	2	2	2	2	2	2	2	2	2	4	2	4	2	2	2	2	2	2	2	2	2
SEE NOTE 11 LEAD FREE OPTION	C	2	2	2	2	2	2	2	2	2	2	2	2	2	2	2	2	2	2	2	2	2	2	2	2
	B	2	2	2	2	2	2	2	2	2	2	2	2	1	1	2	2	2	2	2	2	2	2	2	2
	A	2	2	2	2	2	2	2	2	2	2	2	2	2	2	2	2	2	2	2	2	2	2	2	2

METRAL P/N	ROW	CONTACT CODE MOD. 1					MOD. 2					MOD. 3					MOD. 4								
		1	2	3	4	5	6	7	8	9	10	11	12	13	14	15	16	17	18	19	20	21	22	23	24
89075-X17	D	7	7	7	7	7	7	7	7	7	7	7	8	8	8	8	8	8	8	8	8	8	8	8	8
SEE NOTE 11 LEAD FREE OPTION	C	7	7	7	7	7	7	7	7	7	7	7	8	8	8	8	8	8	8	8	8	8	8	8	8
	B	7	7	7	7	7	7	7	7	7	7	7	8	8	8	8	8	8	8	8	8	8	8	8	8
	A	7	7	7	7	7	7	7	7	7	7	7	8	8	8	8	8	8	8	8	8	8	8	8	8

METRAL P/N	ROW	CONTACT CODE MOD. 1					MOD. 2					MOD. 3					MOD. 4								
		1	2	3	4	5	6	7	8	9	10	11	12	13	14	15	16	17	18	19	20	21	22	23	24
89075-X18	D	4	3	4	2	2	3	3	3	3	3	3	3	3	3	3	3	3	3	3	2	2	3	3	3
SEE NOTE 11 LEAD FREE OPTION	C	4	3	4	2	2	3	3	3	3	3	3	3	3	3	3	3	3	3	3	2	2	3	3	3
	B	4	3	4	2	2	3	3	3	3	3	3	3	3	3	3	3	3	3	3	2	2	3	3	3
	A	4	3	4	1	4	3	3	3	3	3	3	3	3	3	3	3	3	3	3	2	2	3	3	3

METRAL P/N	ROW	CONTACT CODE MOD. 1					MOD. 2					MOD. 3					MOD. 4								
		1	2	3	4	5	6	7	8	9	10	11	12	13	14	15	16	17	18	19	20	21	22	23	24
89075-X19	D	4	3	4	2	2	2	3	3	3	3	3	3	3	3	3	3	3	3	4	4	4	4	4	4
SEE NOTE 11 LEAD FREE OPTION	C	4	3	4	2	2	2	3	3	3	3	3	3	3	3	3	3	3	3	4	4	4	4	4	4
	B	4	3	4	2	2	2	3	3	3	3	3	3	3	3	3	3	3	3	4	4	4	4	4	4
	A	4	3	4	2	2	2	3	3	3	3	3	3	3	3	3	3	3	3	4	4	4	4	4	4

METRAL P/N	ROW	CONTACT CODE MOD. 1					MOD. 2					MOD. 3					MOD. 4								
		1	2	3	4	5	6	7	8	9	10	11	12	13	14	15	16	17	18	19	20	21	22	23	24
89075-X20	D	4	3	4	2	2	3	3	3	3	3	3	3	2	2	3	3	3	3	3	3	3	3	3	3
SEE NOTE 11 LEAD FREE OPTION	C	4	3	4	2	2	3	3	3	3	3	3	3	2	2	3	3	3	3	3	3	3	3	3	3
	B	4	3	4	2	2	3	3	3	3	3	3	3	2	2	3	3	3	3	3	3	3	3	3	3
	A	4	3	4	1	4	3	3	3	3	3	3	3	2	2	3	3	3	3	3	3	3	3	3	3

spec ref	*	dr	Terran Huang	2010/07/08	projection		mm	size	A4	scale	2:1		
tolerance std	ASME Y14.5	eng	Andy Lu	2012/03/08	product family			METRAL	ecn no	ELX-DG-010531-1			
TOLERANCES UNLESS OTHERWISE SPECIFIED		chr	Thian-Zhao Lin	2012/03/12				rel level	Released				
surface	3.2	appr	Pei-Ming Zheng	2012/03/12	title		METRAL SIGNAL HEADER			dwg no	89075	rev	CE
ASME Y14.5	linear	0.X ±0.3		www.fci.com		4 MOD, 4 ROW PRESS-FIT		cat. no.			Product - Customer Drw		sheet 4 of 15
	angular	0° ±2°											



Copyright FCI.

METRAL P/N	ROW	CONTACT CODE MOD. 1					MOD. 2					MOD. 3					MOD. 4								
		1	2	3	4	5	6	7	8	9	10	11	12	13	14	15	16	17	18	19	20	21	22	23	24
89075-X21 SEE NOTE 11 LEAD FREE OPTION	D	3	3	2	2	2	2	2	2	2	2	2	4	4	4	4	4	4	4	4	4	4	3	3	3
	C	3	3	2	2	2	2	2	2	2	2	2	4	4	4	4	4	4	4	4	4	4	3	3	3
	B	3	3	2	2	2	2	2	2	2	2	2	4	4	4	4	4	4	4	4	4	4	3	3	3
	A	3	3	2	2	2	2	2	2	2	2	2	4	4	4	4	4	4	4	4	4	4	3	3	3

METRAL P/N	ROW	CONTACT CODE MOD. 1					MOD. 2					MOD. 3					MOD. 4								
		1	2	3	4	5	6	7	8	9	10	11	12	13	14	15	16	17	18	19	20	21	22	23	24
89075-X22 SEE NOTE 11 LEAD FREE OPTION	D	3	3	3	3	3	3	3	3	3	3	3	4	4	4	4	4	4	4	4	4	4	4	4	4
	C	3	3	3	3	3	3	3	3	3	3	3	4	4	4	4	4	4	4	4	4	4	4	4	4
	B	3	3	3	3	3	3	3	3	3	3	3	4	4	4	4	4	4	4	4	4	4	4	4	4
	A	3	3	3	3	3	3	3	3	3	3	3	4	4	4	4	4	4	4	4	4	4	4	4	4

METRAL P/N	ROW	CONTACT CODE MOD. 1					MOD. 2					MOD. 3					MOD. 4								
		1	2	3	4	5	6	7	8	9	10	11	12	13	14	15	16	17	18	19	20	21	22	23	24
89075-X23 SEE NOTE 11 LEAD FREE OPTION	D	1	1	1	3	3	3	3	1	1	1	1	2	2	2	2	2	2	2	2	2	2	2	2	2
	C	1	1	1	3	3	3	3	1	1	1	1	2	2	2	2	2	2	2	2	2	2	2	2	2
	B	1	1	1	3	3	3	3	1	1	1	1	2	2	2	2	2	2	2	2	2	2	2	2	2
	A	1	1	1	3	3	3	3	1	1	1	1	2	2	2	2	2	2	2	2	2	2	2	2	2

METRAL P/N	ROW	CONTACT CODE MOD. 1					MOD. 2					MOD. 3					MOD. 4								
		1	2	3	4	5	6	7	8	9	10	11	12	13	14	15	16	17	18	19	20	21	22	23	24
89075-X24 SEE NOTE 11 LEAD FREE OPTION	D	2	2	3	2	3	2	3	2	1	1	2	2	2	1	1	1	1	1	1	1	1	1	1	2
	C	2	2	3	2	3	2	3	2	1	1	2	2	2	1	1	1	1	1	1	1	1	1	1	2
	B	2	2	3	2	3	2	3	2	1	1	2	2	2	1	1	1	1	1	1	1	1	1	1	2
	A	2	2	3	2	3	2	3	2	1	1	2	2	2	1	1	1	1	1	1	1	1	1	1	2

METRAL P/N	ROW	CONTACT CODE MOD. 1					MOD. 2					MOD. 3					MOD. 4							
		1	2	3	4	5	6	7	8	9	10	11	12	13	14	15	16	17	18	19	20	21	22	23
89075-X25 SEE NOTE 11 LEAD FREE OPTION	D	2	2	2	1	1	3	1	1	1	1	1	1	1	2	2	2	2	2	1	1	3	2	2
	C	2	2	2	1	1	3	1	1	1	1	1	1	1	2	2	2	2	2	1	1	3	2	2
	B	2	2	2	1	1	3	1	1	1	1	1	1	1	2	2	2	2	2	1	1	3	2	2
	A	2	2	2	1	1	3	1	1	1	1	1	1	1	2	2	2	2	2	1	1	3	2	2

METRAL P/N	ROW	CONTACT CODE MOD. 1					MOD. 2					MOD. 3					MOD. 4								
		1	2	3	4	5	6	7	8	9	10	11	12	13	14	15	16	17	18	19	20	21	22	23	24
89075-X26 SEE NOTE 11 LEAD FREE OPTION	D	2	2	3	2	2	2	2	1	1	2	2	2	2	2	2	2	2	2	2	2	2	2	2	2
	C	2	2	3	2	2	2	2	1	1	2	2	2	2	2	2	2	2	2	2	2	2	2	2	2
	B	2	2	3	2	2	2	2	1	1	2	2	2	2	2	2	2	2	2	2	2	2	2	2	2
	A	2	2	3	2	2	2	2	1	1	2	2	2	2	2	2	2	2	2	2	2	2	2	2	2

METRAL P/N	ROW	CONTACT CODE MOD. 1					MOD. 2					MOD. 3					MOD. 4								
		1	2	3	4	5	6	7	8	9	10	11	12	13	14	15	16	17	18	19	20	21	22	23	24
89075-X27 SEE NOTE 11 LEAD FREE OPTION	D	2	2	1	1	1	1	1	1	1	1	1	2	2	2	2	2	2	2	2	2	3	2	2	2
	C	2	2	1	1	1	1	1	1	1	1	1	2	2	2	2	2	2	2	2	2	3	2	2	2
	B	2	2	1	1	1	1	1	1	1	1	1	2	2	2	2	2	2	2	2	2	3	2	2	2
	A	2	2	1	1	1	1	1	1	1	1	1	2	2	2	2	2	2	2	2	2	3	2	2	2

METRAL P/N	ROW	CONTACT CODE MOD. 1					MOD. 2					MOD. 3					MOD. 4								
		1	2	3	4	5	6	7	8	9	10	11	12	13	14	15	16	17	18	19	20	21	22	23	24
89075-X28 SEE NOTE 11 LEAD FREE OPTION	D	2	2	2	2	2	2	2	2	2	2	2	2	2	2	2	2	2	2	2	2	1	2	2	2
	C	2	2	2	2	2	2	2	2	2	2	2	2	2	2	2	2	2	2	2	2	1	2	2	2
	B	2	2	2	2	2	2	2	2	2	2	2	2	2	2	2	2	2	2	2	2	1	2	2	2
	A	2	2	2	2	2	2	2	2	2	2	2	2	2	2	2	2	2	2	2	2	1	2	2	2

METRAL P/N	ROW	CONTACT CODE MOD. 1					MOD. 2					MOD. 3					MOD. 4							
		1	2	3	4	5	6	7	8	9	10	11	12	13	14	15	16	17	18	19	20	21	22	23
89075-X29 SEE NOTE 11 LEAD FREE OPTION	D	2	2	2	2	2	3	2	2	2	2	2	2	2	2	1	2	2	2	2	3	3	2	3
	C	2	2	2	2	2	3	2	2	2	2	2	2	2	2	1	2	2	2	2	3	3	2	3
	B	2	2	2	2	2	3	2	2	2	2	2	2	2	2	1	2	2	2	2	3	3	2	3
	A	2	2	2	2	2	3	2	2	2	2	2	2	2	2	1	2	2	2	2	3	3	2	3

METRAL P/N	ROW	CONTACT CODE MOD. 1					MOD. 2					MOD. 3					MOD. 4								
		1	2	3	4	5	6	7	8	9	10	11	12	13	14	15	16	17	18	19	20	21	22	23	24
89075-X30 SEE NOTE 11 LEAD FREE OPTION	D	3	-	-	-	3	3	3	3	3	3	3	3	3	3	3	3	3	3	3	-	3	3	3	3
	C	3	3	3	3	3	3	3	3	3	3	3	3	3	3	3	3	3	3	3	-	3	3	3	3
	B	3	3	-	-	3	3	3	3	3	3	3	3	3	3	3	3	3	3	3	-	3	3	3	3
	A	3	3	3	3	3	-	3	4	4	4	4	4	3	4	3	3	3	3	-	3	3	3	3	3

spec ref	*	dr	Terran Huang	2010/07/08	projection		size	A4	scale	2:1				
tolerance std	ASME Y14.5	eng	Andy Lu	2012/03/08			ecn no				ELX-DG-010531-1			
TOLERANCES UNLESS OTHERWISE SPECIFIED		chr	Thian-Zhao Lin	2012/03/12			rel level				Released			
surface	3.2	appr	Pei-Ming Zheng	2012/03/12	product family				METRAL	rev		CE		
ASME Y14.5	angular			title				METRAL SIGNAL HEADER				dwg no		89075
	0.X	www.fci.com		cat. no.				-				Product - Customer Drw		sheet 5 of 15
	±0.3													
	0.XX													
	0.XXX													
	0°													

Prod File - REV C - 2009-06-09



Copyright FCI.

METRAL P/N	ROW	CONTACT CODE MOD. 1					MOD. 2					MOD. 3					MOD. 4								
		1	2	3	4	5	6	7	8	9	10	11	12	13	14	15	16	17	18	19	20	21	22	23	24
89075-X31	D	4	3	4	2	2	4	3	3	3	3	3	3	3	3	3	3	3	3	3	3	3	3	3	3
SEE NOTE 11 LEAD FREE OPTION	C	4	3	4	2	2	2	3	3	3	3	3	3	3	3	3	3	3	3	3	3	3	3	3	
	B	4	3	4	2	2	2	3	3	3	3	3	3	3	3	3	3	3	3	3	3	3	3	3	
	A	4	3	4	2	2	2	3	3	3	3	3	3	3	3	3	3	3	3	3	3	3	3	3	

METRAL P/N	ROW	CONTACT CODE MOD. 1					MOD. 2					MOD. 3					MOD. 4							
		1	2	3	4	5	6	7	8	9	10	11	12	13	14	15	16	17	18	19	20	21	22	23
89075-X32	D	2	2	2	2	2	2	2	2	2	2	2	2	2	2	2	2	2	2	2	1	2	2	2
SEE NOTE 11 LEAD FREE OPTION	C	2	2	2	2	2	2	2	2	2	2	2	2	2	2	2	2	2	2	2	1	2	2	2
	B	2	2	2	2	2	2	2	2	2	2	2	2	2	2	2	2	2	2	2	1	1	2	2
	A	2	2	2	2	2	2	2	2	2	2	2	2	2	2	2	2	2	2	2	1	1	2	2

METRAL P/N	ROW	CONTACT CODE MOD. 1					MOD. 2					MOD. 3					MOD. 4								
		1	2	3	4	5	6	7	8	9	10	11	12	13	14	15	16	17	18	19	20	21	22	23	24
89075-X33	D	2	2	2	2	2	2	2	2	2	2	2	2	2	2	2	2	2	2	2	2	2	2	2	1
SEE NOTE 11 LEAD FREE OPTION	C	2	2	2	2	2	2	2	2	2	2	2	2	2	2	2	2	2	2	2	2	2	2	2	2
	B	2	2	2	2	2	2	2	2	2	2	2	2	2	2	2	2	2	2	2	2	2	2	2	2
	A	2	2	2	2	2	2	2	2	2	2	2	2	2	2	2	2	2	2	2	2	2	2	2	2

METRAL P/N	ROW	CONTACT CODE MOD. 1					MOD. 2					MOD. 3					MOD. 4								
		1	2	3	4	5	6	7	8	9	10	11	12	13	14	15	16	17	18	19	20	21	22	23	24
89075-X34	D	2	2	2	2	2	2	2	2	2	2	2	2	2	2	2	2	2	2	2	2	2	2	2	1
SEE NOTE 11 LEAD FREE OPTION	C	2	2	2	2	2	2	2	2	2	2	2	2	2	2	2	2	2	2	2	2	2	2	2	2
	B	2	2	2	2	2	2	2	2	2	2	2	2	2	2	2	2	2	2	2	2	2	2	2	2
	A	2	2	2	2	2	2	2	2	2	2	2	2	2	2	2	2	2	2	2	2	2	2	2	2

METRAL P/N	ROW	CONTACT CODE MOD. 1					MOD. 2					MOD. 3					MOD. 4								
		1	2	3	4	5	6	7	8	9	10	11	12	13	14	15	16	17	18	19	20	21	22	23	24
89075-X35	D	2	2	2	2	2	2	2	2	2	2	2	2	2	2	2	2	2	2	2	2	2	2	2	2
SEE NOTE 11 LEAD FREE OPTION	C	2	2	2	2	2	2	2	2	2	2	2	2	2	2	2	2	2	2	2	2	2	2	2	2
	B	2	2	2	2	2	2	2	2	2	2	2	2	2	2	2	2	2	2	2	2	1	2	2	2
	A	2	2	2	2	2	2	2	2	2	2	2	2	2	2	2	2	2	2	2	2	2	2	2	2

METRAL P/N	ROW	CONTACT CODE MOD. 1					MOD. 2					MOD. 3					MOD. 4								
		1	2	3	4	5	6	7	8	9	10	11	12	13	14	15	16	17	18	19	20	21	22	23	24
89075-X36	D	6	6	6	6	6	6	6	6	6	6	6	6	6	6	6	6	6	6	6	6	6	6	6	5
SEE NOTE 11 LEAD FREE OPTION	C	6	6	6	6	6	6	6	6	6	6	6	6	6	6	6	6	6	6	6	6	6	6	6	6
	B	6	6	6	6	6	6	6	6	6	6	6	6	6	6	6	6	6	6	6	6	6	6	6	6
	A	6	6	6	6	6	6	6	6	6	6	6	6	6	6	6	6	6	6	6	6	6	6	6	6

METRAL P/N	ROW	CONTACT CODE MOD. 1					MOD. 2					MOD. 3					MOD. 4								
		1	2	3	4	5	6	7	8	9	10	11	12	13	14	15	16	17	18	19	20	21	22	23	24
89075-X37	D	6	6	6	6	6	6	6	6	6	6	-	-	3	-	-	2	-	6	6	6	6	6	6	7
SEE NOTE 11 LEAD FREE OPTION	C	6	6	6	6	6	6	6	6	6	6	-	-	3	-	-	2	-	6	6	6	6	6	6	6
	B	6	6	6	6	6	6	6	6	6	6	-	-	3	-	-	2	-	6	6	6	6	6	6	6
	A	5	6	6	6	6	6	6	6	6	6	-	-	3	-	-	2	-	6	6	6	6	6	6	6

METRAL P/N	ROW	CONTACT CODE MOD. 1					MOD. 2					MOD. 3					MOD. 4									
		1	2	3	4	5	6	7	8	9	10	11	12	13	14	15	16	17	18	19	20	21	22	23	24	
89075-X38	D	4	4	4	4	4	4	2	2	4	3	3	4	4	4	4	4	4	4	4	4	4	4	4	3	3
SEE NOTE 11 LEAD FREE OPTION	C	4	4	4	4	4	4	2	2	4	3	3	4	4	4	4	4	4	4	4	4	4	4	4	3	3
	B	4	4	4	4	4	4	2	2	4	3	3	4	4	4	4	4	4	4	4	4	4	4	4	3	3
	A	4	4	4	4	4	4	2	2	4	3	3	4	4	4	4	4	4	4	4	4	4	4	4	3	3

METRAL P/N	ROW	CONTACT CODE MOD. 1					MOD. 2					MOD. 3					MOD. 4								
		1	2	3	4	5	6	7	8	9	10	11	12	13	14	15	16	17	18	19	20	21	22	23	24
89075-X39	D	8	7	7	7	7	8	2	2	2	3	3	3	3	2	2	3	2	4	2	2	2	2	2	2
SEE NOTE 11 LEAD FREE OPTION	C	8	7	7	7	7	8	2	2	2	3	3	3	3	2	2	3	2	4	2	2	2	2	2	2
	B	8	7	7	7	7	8	2	2	2	3	3	3	3	2	2	3	2	4	2	2	2	2	2	2
	A	8	7	7	7	7	8	2	2	2	3	3	3	3	2	2	3	2	4	2	2	2	2	2	2

METRAL P/N	ROW	CONTACT CODE MOD. 1					MOD. 2					MOD. 3					MOD. 4								
		1	2	3	4	5	6	7	8	9	10	11	12	13	14	15	16	17	18	19	20	21	22	23	24
89075-X40	D	7	7	6	6	6	6	2	2	2	2	2	4	3	4	2	2	3	3	3	3	3	3	3	3
SEE NOTE 11 LEAD FREE OPTION	C	7	7	6	6	6	6	2	2	2	2	2	4	3	4	2	2	3	3	3	3	3	3	3	3
	B	7	7	6	6	6	6	2	2	2	2	2	4	3	4	2	2	3	3	3	3	3	3	3	3
	A	7	7	6	6	6	6	2	2	2	2	2	4	3	4	2	2	3	3	3	3	3	3	3	3

spec ref	*	dr	Terran Huang	2010/07/08	projection		size	A4	scale	2:1	
tolerance std	ASME Y14.5	eng	Andy Lu	2012/03/08		mm	ecn no	ELX-DG-010531-1	rel level	Released	
TOLERANCES UNLESS OTHERWISE SPECIFIED		chr	Thian-Zhao Lin	2012/03/12							
surface	3.2	appr	Pei-Ming Zheng	2012/03/12	product family		METRAL		rev		
ASME Y14.5	near	FCI		title		METRAL SIGNAL HEADER		dwg no		89075	
	0.X	±0.3		4 MOD, 4 ROW PRESS-FIT						CE	
	0.XX	±0.13		cat. no.		-		Product - Customer Drw		sheet 6 of 15	
	0.XXX	±0.051		www.fci.com							
	angular	0°		±2°							



Copyright FCI.

METRAL P/N	ROW	CONTACT CODE MOD. 1					MOD. 2					MOD. 3					MOD. 4									
		1	2	3	4	5	6	7	8	9	10	11	12	13	14	15	16	17	18	19	20	21	22	23	24	
89075-X41	D	2	2	3	2	2	2	2	2	3	3	3	3	3	3	3	3	3	3	3	3	3	4	4	3	3
SEE NOTE 11 LEAD FREE OPTION	C	2	2	3	2	2	2	2	2	3	3	3	3	3	3	3	3	3	3	3	3	3	4	4	3	3
	B	2	2	3	2	2	2	2	2	3	3	3	3	3	3	3	3	3	3	3	3	3	4	4	3	3
	A	2	2	3	2	2	2	2	2	3	3	3	3	3	3	3	3	3	3	3	3	3	4	4	3	3

METRAL P/N	ROW	CONTACT CODE MOD. 1					MOD. 2					MOD. 3					MOD. 4								
		1	2	3	4	5	6	7	8	9	10	11	12	13	14	15	16	17	18	19	20	21	22	23	24
89075-X42	D	7	7	7	7	7	7	7	7	7	7	7	7	7	7	7	6	8	3	2	3	2	4	4	4
SEE NOTE 11 LEAD FREE OPTION	C	7	7	7	7	7	7	7	7	7	7	7	7	7	7	7	6	8	3	2	3	2	4	4	4
	B	7	7	7	7	7	7	7	7	7	7	7	7	7	7	7	6	8	3	2	3	2	4	4	4
	A	7	7	7	7	7	7	7	7	7	7	7	7	7	7	7	6	8	3	2	3	2	4	4	4

METRAL P/N	ROW	CONTACT CODE MOD. 1					MOD. 2					MOD. 3					MOD. 4								
		1	2	3	4	5	6	7	8	9	10	11	12	13	14	15	16	17	18	19	20	21	22	23	24
89075-X43	D	3	3	3	3	3	4	2	2	3	3	3	3	3	3	2	2	2	2	4	3	3	4	4	4
SEE NOTE 11 LEAD FREE OPTION	C	3	3	3	3	3	4	2	2	3	3	3	3	3	3	2	2	2	2	4	3	3	4	4	4
	B	3	3	3	3	3	4	2	2	3	3	3	3	3	3	2	2	2	2	4	3	3	4	4	4
	A	3	3	3	3	3	4	2	2	3	3	3	3	3	3	2	2	2	2	4	3	3	4	4	4

METRAL P/N	ROW	CONTACT CODE MOD. 1					MOD. 2					MOD. 3					MOD. 4								
		1	2	3	4	5	6	7	8	9	10	11	12	13	14	15	16	17	18	19	20	21	22	23	24
89075-X44	D	2	2	2	2	2	2	2	2	2	2	2	2	2	2	2	2	2	2	2	2	2	2	2	2
SEE NOTE 11 LEAD FREE OPTION	C	2	2	2	2	2	2	2	2	2	2	2	2	2	2	2	2	2	2	2	2	2	2	2	2
	B	2	2	2	2	2	2	2	2	2	2	2	2	2	2	2	2	2	2	2	2	3	2	2	2
	A	2	2	2	2	2	2	2	2	2	2	2	2	2	2	2	2	2	2	2	2	2	2	2	2

METRAL P/N	ROW	CONTACT CODE MOD. 1					MOD. 2					MOD. 3					MOD. 4								
		1	2	3	4	5	6	7	8	9	10	11	12	13	14	15	16	17	18	19	20	21	22	23	24
89075-X45	D	7	7	7	7	7	7	7	7	7	7	7	7	7	7	7	7	7	7	7	7	7	7	7	8
SEE NOTE 11 LEAD FREE OPTION	C	7	7	7	7	7	7	7	7	7	7	7	7	7	7	7	7	7	7	7	7	7	7	7	8
	B	7	7	7	7	7	7	7	7	7	7	7	7	7	7	7	7	7	7	7	7	7	7	7	8
	A	7	7	7	7	7	7	7	7	7	7	7	7	7	7	7	7	7	7	7	7	7	7	7	8

METRAL P/N	ROW	CONTACT CODE MOD. 1					MOD. 2					MOD. 3					MOD. 4								
		1	2	3	4	5	6	7	8	9	10	11	12	13	14	15	16	17	18	19	20	21	22	23	24
89075-X46	D	2	2	2	2	2	2	2	2	3	2	2	2	2	2	2	2	2	2	2	2	2	2	2	2
SEE NOTE 11 LEAD FREE OPTION	C	2	2	2	2	2	2	2	2	2	3	2	2	2	2	2	2	2	2	2	2	2	2	2	2
	B	2	2	2	2	2	2	2	2	2	3	2	2	2	2	2	2	2	2	2	2	2	3	2	2
	A	2	2	2	2	2	2	2	2	2	2	3	2	2	2	2	2	2	2	2	2	2	2	2	2

METRAL P/N	ROW	CONTACT CODE MOD. 1					MOD. 2					MOD. 3					MOD. 4								
		1	2	3	4	5	6	7	8	9	10	11	12	13	14	15	16	17	18	19	20	21	22	23	24
89075-X47	D	6	6	6	6	6	6	6	6	6	6	6	6	6	6	6	6	6	6	6	6	6	6	6	6
SEE NOTE 11 LEAD FREE OPTION	C	6	14	6	14	6	6	6	6	6	6	6	6	6	6	6	6	6	6	6	6	6	6	6	6
	B	6	6	6	6	6	6	6	6	6	6	6	6	6	6	6	6	6	6	6	6	6	6	6	6
	A	6	6	6	6	6	6	6	6	6	6	6	6	6	6	6	6	6	6	6	6	6	6	6	6

METRAL P/N	ROW	CONTACT CODE MOD. 1					MOD. 2					MOD. 3					MOD. 4								
		1	2	3	4	5	6	7	8	9	10	11	12	13	14	15	16	17	18	19	20	21	22	23	24
89075-X48	D	2	2	2	2	2	2	2	2	2	2	2	2	2	2	2	2	2	2	2	2	2	2	2	2
SEE NOTE 11 LEAD FREE OPTION	C	2	13	2	13	2	2	2	2	2	2	2	2	2	2	2	2	2	2	2	2	2	2	2	2
	B	2	2	2	2	2	2	2	2	2	2	2	2	2	2	2	2	2	2	2	2	2	2	2	2
	A	2	2	2	2	2	2	2	2	2	2	2	2	2	2	2	2	2	2	2	2	2	2	2	2

METRAL P/N	ROW	CONTACT CODE MOD. 1					MOD. 2					MOD. 3					MOD. 4								
		1	2	3	4	5	6	7	8	9	10	11	12	13	14	15	16	17	18	19	20	21	22	23	24
89075-X49	D	2	2	2	2	2	2	2	2	2	2	2	2	2	2	2	2	2	2	2	2	2	2	2	2
SEE NOTE 11 LEAD FREE OPTION	C	2	2	2	2	2	2	2	2	2	2	2	2	2	2	2	2	2	2	2	2	2	2	2	2
	B	2	2	2	2	2	2	2	2	2	2	2	2	2	2	2	2	2	2	2	2	2	2	2	2
	A	1	4	4	4	4	4	4	4	4	4	4	4	4	4	4	4	4	4	4	4	4	4	4	4

METRAL P/N	ROW	CONTACT CODE MOD. 1					MOD. 2					MOD. 3					MOD. 4							
		1	2	3	4	5	6	7	8	9	10	11	12	13	14	15	16	17	18	19	20	21	22	23
89075-X50	D	UNASSIGNED																						
SEE NOTE 11 LEAD FREE OPTION	C	UNASSIGNED																						
	B	UNASSIGNED																						
	A	UNASSIGNED																						

spec ref	*	dr	Terran Huang	2010/07/08	projection		mm	size	A4	scale	2:1		
tolerance std	ASME Y14.5	eng	Andy Lu	2012/03/08	chr	Thian-Zhao Lin	2012/03/12	ecn no	ELX-DG-010531-1				
surface	3.2/200 inear	0.X	±0.3		FCI	title	METRAL SIGNAL HEADER	dwg no	89075	rev	CE		
		0.XX	±0.13										
ASME Y14.5	angular	0°	±2°		www.fci.com	cat. no.	-	product family	METRAL		rel level	Released	
												Product - Customer Drw	sheet 7 of 15

ProjE File - REV C - 2009-06-09



Copyright FCI.

METRAL P/N	ROW	CONTACT CODE MOD. 1					MOD. 2					MOD. 3					MOD. 4							
		1	2	3	4	5	6	7	8	9	10	11	12	13	14	15	16	17	18	19	20	21	22	23
89075-X51 SEE NOTE 11 LEAD FREE OPTION	D	3	3	3	3	1	1	1	1	1	1	1	1	1	1	1	1	1	1	1	1	1	1	1
	C	3	3	3	3	1	1	1	1	1	1	1	1	1	1	1	1	1	1	1	1	1	1	1
	B	3	3	3	3	1	1	1	1	1	1	1	1	1	1	1	1	1	1	1	1	1	1	1
	A	3	3	3	3	1	1	1	1	1	1	1	1	1	1	1	1	1	1	1	1	1	1	1

METRAL P/N	ROW	CONTACT CODE MOD. 1					MOD. 2					MOD. 3					MOD. 4								
		1	2	3	4	5	6	7	8	9	10	11	12	13	14	15	16	17	18	19	20	21	22	23	24
89075-X52 SEE NOTE 11 LEAD FREE OPTION	D	2	2	2	2	2	2	2	2	2	2	2	2	2	2	2	2	2	2	2	2	2	7	7	7
	C	2	2	2	2	2	2	2	2	2	2	2	2	2	2	2	2	2	2	2	2	2	7	7	7
	B	2	2	2	2	2	2	2	2	2	2	2	2	2	2	2	2	2	2	2	2	2	7	7	7
	A	2	2	2	2	2	2	2	2	2	2	2	2	2	2	2	2	2	2	2	2	2	7	7	7

METRAL P/N	ROW	CONTACT CODE MOD. 1					MOD. 2					MOD. 3					MOD. 4								
		1	2	3	4	5	6	7	8	9	10	11	12	13	14	15	16	17	18	19	20	21	22	23	24
89075-X53 SEE NOTE 11 LEAD FREE OPTION	D	1	1	1	1	1	1	1	1	1	1	1	1	1	1	1	1	1	1	1	1	3	3	3	3
	C	1	1	1	1	1	1	1	1	1	1	1	1	1	1	1	1	1	1	1	1	3	3	3	3
	B	1	1	1	1	1	1	1	1	1	1	1	1	1	1	1	1	1	1	1	1	3	3	3	3
	A	1	1	1	1	1	1	1	1	1	1	1	1	1	1	1	1	1	1	1	1	3	3	3	3

METRAL P/N	ROW	CONTACT CODE MOD. 1					MOD. 2					MOD. 3					MOD. 4								
		1	2	3	4	5	6	7	8	9	10	11	12	13	14	15	16	17	18	19	20	21	22	23	24
89075-X54 SEE NOTE 11 LEAD FREE OPTION	D	1	1	1	1	1	1	1	1	1	1	1	1	1	1	1	1	1	1	1	1	3	3	3	3
	C	1	1	1	1	1	1	1	1	1	1	1	1	1	1	1	1	1	1	1	1	3	3	3	3
	B	1	1	1	1	1	1	1	1	1	1	1	1	1	1	1	1	1	1	1	1	3	3	3	3
	A	1	1	1	1	1	1	1	1	1	1	1	1	1	1	1	1	1	1	1	1	3	3	3	3

METRAL P/N	ROW	CONTACT CODE MOD. 1					MOD. 2					MOD. 3					MOD. 4								
		1	2	3	4	5	6	7	8	9	10	11	12	13	14	15	16	17	18	19	20	21	22	23	24
89075-X55 SEE NOTE 11 LEAD FREE OPTION	D	1	1	1	1	1	1	1	1	1	1	1	1	1	1	1	1	1	1	1	3	3	3	3	1
	C	1	1	1	1	1	1	1	1	1	1	1	1	1	1	1	1	1	1	1	1	1	1	1	19
	B	1	1	1	1	1	1	1	1	1	1	1	1	1	1	1	1	1	1	1	1	1	1	1	19
	A	1	1	1	1	1	1	1	1	1	1	1	1	1	1	1	1	1	1	1	1	1	19	19	19

METRAL P/N	ROW	CONTACT CODE MOD. 1					MOD. 2					MOD. 3					MOD. 4								
		1	2	3	4	5	6	7	8	9	10	11	12	13	14	15	16	17	18	19	20	21	22	23	24
89075-X56 SEE NOTE 11 LEAD FREE OPTION	D	1	1	1	1	1	1	1	1	1	1	1	1	1	1	1	1	1	1	1	1	1	1	1	1
	C	1	1	1	1	1	1	1	1	1	1	1	1	1	1	1	1	1	1	1	1	1	1	1	1
	B	1	1	1	1	1	1	1	1	1	1	1	1	1	1	1	1	1	1	1	1	1	1	1	1
	A	1	1	1	1	1	1	1	1	1	1	1	1	1	1	1	1	1	1	1	1	1	1	1	1

METRAL P/N	ROW	CONTACT CODE MOD. 1					MOD. 2					MOD. 3					MOD. 4								
		1	2	3	4	5	6	7	8	9	10	11	12	13	14	15	16	17	18	19	20	21	22	23	24
89075-X57 SEE NOTE 11 LEAD FREE OPTION	D	2	2	2	2	2	2	3	3	3	3	2	2	2	2	2	2	2	2	2	2	2	2	2	2
	C	2	2	2	2	2	2	3	3	3	3	2	2	2	2	2	2	2	2	2	2	2	2	2	2
	B	2	2	2	2	2	2	3	3	3	3	2	2	2	2	2	2	2	2	2	2	2	2	2	2
	A	2	2	2	2	2	2	3	3	3	3	2	2	2	2	2	2	2	2	2	2	2	2	2	2

METRAL P/N	ROW	CONTACT CODE MOD. 1					MOD. 2					MOD. 3					MOD. 4								
		1	2	3	4	5	6	7	8	9	10	11	12	13	14	15	16	17	18	19	20	21	22	23	24
89075-X58 SEE NOTE 11 LEAD FREE OPTION	D	1	9	1	1	1	1	3	1	1	1	1	3	1	1	1	3	1	1	3	1	1	1	1	1
	C	1	9	1	1	1	1	3	1	1	1	1	3	1	1	1	3	1	1	3	1	1	1	1	1
	B	1	9	1	1	1	1	3	1	1	1	1	3	1	1	1	3	1	1	3	1	1	1	1	1
	A	1	9	1	1	1	1	3	1	1	1	1	3	1	1	1	3	1	1	3	1	1	1	1	1

METRAL P/N	ROW	CONTACT CODE MOD. 1					MOD. 2					MOD. 3					MOD. 4								
		1	2	3	4	5	6	7	8	9	10	11	12	13	14	15	16	17	18	19	20	21	22	23	24
89075-X59 SEE NOTE 11 LEAD FREE OPTION	D	3	3	3	3	3	3	3	3	3	3	2	2	2	2	2	2	2	2	2	2	2	2	3	1
	C	3	3	3	3	3	3	3	3	3	3	2	2	2	2	2	2	2	2	2	2	2	2	3	2
	B	3	3	3	3	3	3	3	4	3	3	3	2	2	2	2	2	2	2	2	2	2	2	3	3
	A	3	3	3	3	3	3	3	4	3	3	3	2	2	2	2	2	2	2	2	2	2	2	3	2

METRAL P/N	ROW	CONTACT CODE MOD. 1					MOD. 2					MOD. 3					MOD. 4								
		1	2	3	4	5	6	7	8	9	10	11	12	13	14	15	16	17	18	19	20	21	22	23	24
89075-X60 SEE NOTE 11 LEAD FREE OPTION	D	2	2	2	3	3	3	2	2	3	2	4	2	2	2	2	2	2	2	2	2	3	2	2	2
	C	2	2	2	3	3	3	2	2	3	2	4	2	2	2	2	2	2	2	2	2	3	2	2	2
	B	2	2	2	3	3	3	3	2	2	3	2	4	2	2	2	2	2	2	2	2	3	2	2	2
	A	2	2	2	3	3	3	3	2	2	3	2	4	2	2	2	2	2	2	2	2	1	3	2	2

spec ref	*	dr	Terran Huang	2010/07/08	projection	mm	size	A4	scale	2:1
tolerance std	ASME Y14.5	eng	Andy Lu	2012/03/08			ecn no	ELX-DG-010531-1		
TOLERANCES UNLESS OTHERWISE SPECIFIED		chr	Thian-Zhao Lin	2012/03/12				rel level	Released	
surface	3.2	appr	Pei-Ming Zheng	2012/03/12	product family	METRAL		rev	CE	
ASME Y14.5	angular	0°	±2°	www.fci.com	title	METRAL SIGNAL HEADER		dwg no	89075	
		0.X	±0.3		cat. no.	-		Product - Customer Drw	sheet 8 of 15	
		0.XX	±0.13							
		0.XXX	±0.051							



METRAL P/N	ROW	CONTACT CODE MOD. 1					MOD. 2					MOD. 3					MOD. 4								
		1	2	3	4	5	6	7	8	9	10	11	12	13	14	15	16	17	18	19	20	21	22	23	24
89075-X61	D	2	1	3	2	2	2	2	2	3	3	3	3	3	3	3	3	3	3	3	3	3	4	3	3
SEE NOTE 11 LEAD FREE OPTION	C	2	2	3	2	2	2	2	2	3	3	3	3	3	3	3	3	3	3	3	3	3	4	3	3
	B	2	2	3	2	2	2	2	2	3	3	3	3	3	3	3	3	3	3	3	3	3	4	3	3
	A	2	2	3	2	2	2	2	2	3	3	3	3	3	3	3	3	3	3	3	3	3	4	3	3

METRAL P/N	ROW	CONTACT CODE MOD. 1					MOD. 2					MOD. 3					MOD. 4								
		1	2	3	4	5	6	7	8	9	10	11	12	13	14	15	16	17	18	19	20	21	22	23	24
89075-X62	D	2	2	2	2	2	2	4	3	4	2	2	3	3	3	3	3	3	3	3	2	2	2	2	2
SEE NOTE 11 LEAD FREE OPTION	C	2	2	2	2	2	2	4	3	4	2	2	3	3	3	3	3	3	3	3	2	2	1	2	2
	B	2	2	2	2	2	2	4	3	4	2	2	3	3	3	3	3	3	3	3	2	2	2	2	2
	A	2	2	2	2	2	2	4	3	4	2	2	3	3	3	3	3	3	3	3	2	2	2	2	2

METRAL P/N	ROW	CONTACT CODE MOD. 1					MOD. 2					MOD. 3					MOD. 4								
		1	2	3	4	5	6	7	8	9	10	11	12	13	14	15	16	17	18	19	20	21	22	23	24
89075-X63	D	3	3	3	3	3	4	2	2	3	3	3	3	3	3	2	3	2	2	2	4	3	3	4	4
SEE NOTE 11 LEAD FREE OPTION	C	3	3	3	3	3	4	2	2	3	3	3	3	3	3	2	3	2	2	2	4	3	3	4	4
	B	3	3	3	3	3	4	2	2	3	3	3	3	3	3	2	3	2	2	2	4	3	3	4	4
	A	3	3	3	3	3	4	2	2	3	3	3	3	3	3	2	3	2	2	2	4	3	3	4	4

METRAL P/N	ROW	CONTACT CODE MOD. 1					MOD. 2					MOD. 3					MOD. 4								
		1	2	3	4	5	6	7	8	9	10	11	12	13	14	15	16	17	18	19	20	21	22	23	24
89075-X64	D	3	3	2	2	2	2	2	2	2	2	2	4	3	4	2	2	3	3	3	3	3	3	3	3
SEE NOTE 11 LEAD FREE OPTION	C	3	3	2	2	2	2	2	2	2	2	2	4	3	4	2	2	3	3	3	3	3	3	3	3
	B	3	3	2	2	2	2	2	2	2	2	2	4	3	4	2	2	3	3	3	3	3	3	3	3
	A	3	3	2	2	2	2	2	2	2	2	2	4	3	4	2	2	3	3	3	3	3	3	3	3

METRAL P/N	ROW	CONTACT CODE MOD. 1					MOD. 2					MOD. 3					MOD. 4								
		1	2	3	4	5	6	7	8	9	10	11	12	13	14	15	16	17	18	19	20	21	22	23	24
89075-X65	D	7	7	7	7	7	7	7	7	7	7	7	7	7	7	7	7	7	7	7	7	8	8	7	7
SEE NOTE 11 LEAD FREE OPTION	C	7	7	7	7	7	7	7	7	7	7	7	7	7	7	7	7	7	7	7	7	8	8	7	7
	B	7	7	7	7	7	7	7	7	7	7	7	7	7	7	7	7	7	7	7	7	8	8	7	7
	A	7	7	7	7	7	7	7	7	7	7	7	7	7	7	7	7	7	7	7	7	8	8	7	7

METRAL P/N	ROW	CONTACT CODE MOD. 1					MOD. 2					MOD. 3					MOD. 4								
		1	2	3	4	5	6	7	8	9	10	11	12	13	14	15	16	17	18	19	20	21	22	23	24
89075-X66	D	2	2	2	2	2	3	1	1	1	1	1	1	1	1	1	1	1	1	1	1	1	1	2	3
SEE NOTE 11 LEAD FREE OPTION	C	2	2	2	2	2	3	1	1	1	1	1	1	1	1	1	1	1	1	1	1	1	1	2	3
	B	2	2	2	2	2	3	1	1	1	1	1	1	1	1	1	1	1	1	1	1	1	1	2	3
	A	2	2	2	2	2	3	1	1	1	1	1	1	1	1	1	1	1	1	1	1	1	1	2	3

METRAL P/N	ROW	CONTACT CODE MOD. 1					MOD. 2					MOD. 3					MOD. 4								
		1	2	3	4	5	6	7	8	9	10	11	12	13	14	15	16	17	18	19	20	21	22	23	24
89075-X67	D	2	2	2	2	2	2	1	2	1	2	3	2	3	2	1	3	2	2	3	3	2	3	3	3
SEE NOTE 11 LEAD FREE OPTION	C	2	2	2	2	2	2	1	2	1	2	3	3	3	2	1	3	2	2	3	3	2	3	3	3
	B	2	2	2	2	2	2	1	2	1	2	3	3	3	2	1	3	2	2	3	3	2	3	3	3
	A	2	2	2	2	2	2	1	2	1	2	2	2	3	2	1	3	2	2	3	3	2	3	3	3

METRAL P/N	ROW	CONTACT CODE MOD. 1					MOD. 2					MOD. 3					MOD. 4								
		1	2	3	4	5	6	7	8	9	10	11	12	13	14	15	16	17	18	19	20	21	22	23	24
89075-X68	D	1	1	1	1	1	1	1	1	1	1	1	1	1	1	1	1	1	1	1	2	4	1	1	3
SEE NOTE 11 LEAD FREE OPTION	C	1	1	1	1	1	1	1	1	1	1	1	1	1	1	1	1	1	1	1	2	4	1	1	3
	B	1	1	1	1	1	1	1	1	1	1	1	1	1	1	1	1	1	1	1	1	1	1	1	1
	A	1	1	1	1	1	1	1	1	1	1	1	1	1	1	1	1	1	1	1	1	1	1	1	1

METRAL P/N	ROW	CONTACT CODE MOD. 1					MOD. 2					MOD. 3					MOD. 4								
		1	2	3	4	5	6	7	8	9	10	11	12	13	14	15	16	17	18	19	20	21	22	23	24
89075-X69	D	3	3	3	3	3	3	3	3	3	3	3	3	3	3	3	3	3	3	3	2	4	3	3	3
SEE NOTE 11 LEAD FREE OPTION	C	3	3	3	3	3	3	3	3	3	3	3	3	3	3	3	3	3	3	3	3	2	4	3	3
	B	3	3	3	3	3	3	3	3	3	3	3	3	3	3	3	3	3	3	3	3	3	3	3	3
	A	3	3	3	3	3	3	3	3	3	3	3	3	3	3	3	3	3	3	3	3	3	3	3	3

METRAL P/N	ROW	CONTACT CODE MOD. 1					MOD. 2					MOD. 3					MOD. 4								
		1	2	3	4	5	6	7	8	9	10	11	12	13	14	15	16	17	18	19	20	21	22	23	24
89075-X70	D	2	2	2	2	2	2	2	2	2	2	2	2	2	2	2	2	2	2	2	2	2	2	2	4
SEE NOTE 11 LEAD FREE OPTION	C	2	2	2	2	2	2	2	2	2	2	2	2	2	2	2	2	2	2	2	2	2	2	2	4
	B	2	2	2	2	2	2	2	2	2	2	2	2	2	2	2	2	2	2	2	2	2	2	2	4
	A	2	2	2	2	2	2	2	2	2	2	2	2	2	2	2	2	2	2	2	2	2	2	2	4

spec ref	*	dr	Terran Huang	2010/07/08	projection 	mm 	size	A4	scale	2:1					
tolerance std	ASME Y14.5	eng	Andy Lu	2012/03/08			ecn no	ELX-DG-010531-1							
TOLERANCES UNLESS OTHERWISE SPECIFIED		chr	Thian-Zhao Lin	2012/03/12			product family	METRAL		rel level	Released				
surface	3.2	appr	Pei-Ming Zheng	2012/03/12	title		METRAL SIGNAL HEADER				dwg no	89075		rev	CE
ASME Y14.5	linear	www.fci.com		cat. no.		-		Product - Customer Drw		sheet 9 of 15					
	angular	0°	±2°												



Copyright FCI.

METRAL P/N	ROW	CONTACT CODE MOD. 1					MOD. 2					MOD. 3					MOD. 4							
		1	2	3	4	5	6	7	8	9	10	11	12	13	14	15	16	17	18	19	20	21	22	23
89075-X71 SEE NOTE 11 LEAD FREE OPTION	D	8	7	7	7	7	7	7	7	7	7	7	7	8	6	8	7	7	2	2	1	2	3	2
	C	8	7	7	7	7	7	7	7	7	7	7	7	8	6	8	7	7	2	2	2	2	3	2
	B	8	7	7	7	7	7	7	7	7	7	7	7	8	6	8	7	7	2	2	2	2	3	2
	A	8	7	7	7	7	7	7	7	7	7	7	7	8	6	8	7	7	2	2	2	2	3	2

METRAL P/N	ROW	CONTACT CODE MOD. 1					MOD. 2					MOD. 3					MOD. 4							
		1	2	3	4	5	6	7	8	9	10	11	12	13	14	15	16	17	18	19	20	21	22	23
89075-X72 SEE NOTE 11 LEAD FREE OPTION	D	8	7	7	7	7	7	7	7	7	7	7	8	7	8	7	7	3	3	2	3	3	3	3
	C	8	7	7	7	7	7	7	7	7	7	7	8	7	8	7	7	3	3	2	3	3	3	3
	B	8	7	7	7	7	7	7	7	7	7	7	8	7	8	7	7	3	3	2	3	3	3	3
	A	8	7	7	7	7	7	7	7	7	7	7	8	7	8	7	7	3	3	2	3	3	3	3

METRAL P/N	ROW	CONTACT CODE MOD. 1					MOD. 2					MOD. 3					MOD. 4							
		1	2	3	4	5	6	7	8	9	10	11	12	13	14	15	16	17	18	19	20	21	22	23
89075-X73 SEE NOTE 11 LEAD FREE OPTION	D	2	2	2	2	2	2	2	2	2	2	2	2	2	2	2	2	4	4	2	2	3	3	3
	C	2	2	2	2	2	2	2	2	2	2	2	2	2	2	2	2	2	2	2	2	2	2	2
	B	2	2	2	2	2	2	2	2	3	2	2	2	2	2	2	2	2	2	2	2	2	2	2
	A	2	2	2	2	2	2	2	2	2	2	2	2	2	2	2	2	2	2	2	2	2	2	2

METRAL P/N	ROW	CONTACT CODE MOD. 1					MOD. 2					MOD. 3					MOD. 4							
		1	2	3	4	5	6	7	8	9	10	11	12	13	14	15	16	17	18	19	20	21	22	23
89075-X74 SEE NOTE 11 LEAD FREE OPTION	D	2	2	2	2	2	2	2	2	2	2	2	6	6	6	6	6	6	6	6	6	6	6	6
	C	2	2	2	2	2	2	2	2	2	2	2	6	6	6	6	6	6	6	6	6	6	6	6
	B	2	2	2	2	2	2	2	2	2	2	2	6	6	6	6	6	6	6	6	6	6	6	6
	A	2	2	2	2	2	2	2	2	2	2	2	6	6	6	6	6	6	6	6	6	6	6	6

METRAL P/N	ROW	CONTACT CODE MOD. 1					MOD. 2					MOD. 3					MOD. 4							
		1	2	3	4	5	6	7	8	9	10	11	12	13	14	15	16	17	18	19	20	21	22	23
89075-X75 SEE NOTE 11 LEAD FREE OPTION	D	2	2	2	2	2	2	4	2	2	2	2	2	2	2	2	2	2	3	3	3	3	4	4
	C	2	2	2	2	2	2	4	2	2	2	2	2	2	2	2	2	2	3	3	3	3	4	4
	B	2	2	2	2	2	2	4	2	2	2	2	2	2	2	2	2	2	3	3	3	3	4	4
	A	2	2	2	2	2	2	4	2	2	2	2	2	2	2	2	2	2	3	3	3	3	4	4

METRAL P/N	ROW	CONTACT CODE MOD. 1					MOD. 2					MOD. 3					MOD. 4							
		1	2	3	4	5	6	7	8	9	10	11	12	13	14	15	16	17	18	19	20	21	22	23
89075-X76 SEE NOTE 11 LEAD FREE OPTION	D	1	1	1	1	1	1	1	1	1	1	1	1	1	1	1	1	1	1	1	1	1	1	1
	C	2	2	2	2	1	1	1	1	1	1	1	1	1	1	1	1	1	1	1	1	1	1	1
	B	2	2	2	2	2	2	1	1	1	1	1	1	1	1	1	1	1	1	1	1	1	1	1
	A	3	3	3	3	3	3	1	1	1	1	1	1	1	1	1	1	1	1	1	1	1	1	1

METRAL P/N	ROW	CONTACT CODE MOD. 1					MOD. 2					MOD. 3					MOD. 4							
		1	2	3	4	5	6	7	8	9	10	11	12	13	14	15	16	17	18	19	20	21	22	23
89075-X77 SEE NOTE 11 LEAD FREE OPTION	D	1	1	1	1	1	1	1	1	1	3	1	1	1	1	1	1	1	1	1	1	1	1	1
	C	1	1	1	1	1	1	1	1	1	3	1	1	1	1	1	1	1	1	1	1	1	1	1
	B	2	2	2	2	2	2	1	1	1	3	1	1	1	1	1	1	1	1	1	1	1	1	1
	A	2	2	2	2	2	2	1	1	1	3	1	1	1	1	1	1	1	1	1	1	1	1	1

METRAL P/N	ROW	CONTACT CODE MOD. 1					MOD. 2					MOD. 3					MOD. 4							
		1	2	3	4	5	6	7	8	9	10	11	12	13	14	15	16	17	18	19	20	21	22	23
89075-X78 SEE NOTE 11 LEAD FREE OPTION	D	3	3	3	3	3	3	3	3	3	3	3	3	3	3	3	3	3	3	3	3	3	2	2
	C	3	3	3	3	3	3	3	3	3	3	3	3	3	3	3	3	3	3	3	3	3	2	4
	B	3	3	3	3	3	3	3	3	3	3	3	3	3	3	3	3	3	3	3	3	3	2	2
	A	3	3	3	3	3	3	3	3	3	3	3	3	3	3	3	3	3	3	3	3	3	2	2

METRAL P/N	ROW	CONTACT CODE MOD. 1					MOD. 2					MOD. 3					MOD. 4							
		1	2	3	4	5	6	7	8	9	10	11	12	13	14	15	16	17	18	19	20	21	22	23
89075-X79 SEE NOTE 11 LEAD FREE OPTION	D	3	3	3	3	3	4	3	3	1	3	3	3	3	3	3	3	3	3	3	3	3	3	3
	C	3	3	3	3	3	2	3	3	1	4	3	3	3	3	3	3	3	3	3	3	3	3	3
	B	3	3	3	3	3	2	3	3	1	3	3	3	3	3	3	3	3	3	3	3	3	3	3
	A	3	3	3	3	3	1	3	3	1	3	3	3	3	3	3	3	3	3	3	3	3	3	3

METRAL P/N	ROW	CONTACT CODE MOD. 1					MOD. 2					MOD. 3					MOD. 4								
		1	2	3	4	5	6	7	8	9	10	11	12	13	14	15	16	17	18	19	20	21	22	23	24
89075-X80 SEE NOTE 11 LEAD FREE OPTION	D	7	7	7	7	7	7	7	7	7	7	7	7	7	7	7	7	7	7	7	7	8	8	7	7
	C	7	7	7	7	7	7	7	7	7	7	7	7	7	7	7	7	7	7	7	7	8	8	7	7
	B	7	7	7	7	7	7	7	7	7	7	7	7	7	7	7	7	7	7	7	7	8	8	7	7
	A	7	7	7	7	7	7	7	7	7	7	7	7	7	7	7	7	7	7	7	7	8	8	7	7

spec ref	*	dr	Terran Huang	2010/07/08	projection	mm		size	A4	scale	2:1				
tolerance std	ASME Y14.5	eng	Andy Lu	2012/03/08				ecn no	ELX-DG-010531-1						
TOLERANCES UNLESS OTHERWISE SPECIFIED		chr	Thian-Zhao Lin	2012/03/12					rel level	Released					
surface	3.2/200 linear	appr	Pei-Ming Zheng	2012/03/12	product family			METRAL							
ASME Y14.5	angular	0°	±2°		title			METRAL SIGNAL HEADER			dwg no	89075		rev	CE
				www.fci.com	cat. no.			-			Product - Customer Drw			sheet 10 of 15	



Copyright FCI.

METRAL P/N	ROW	CONTACT CODE MOD. 1					MOD. 2					MOD. 3					MOD. 4								
		1	2	3	4	5	6	7	8	9	10	11	12	13	14	15	16	17	18	19	20	21	22	23	24
89075-X81 SEE NOTE 11 LEAD FREE OPTION	D	3	1	2	2	2	2	2	2	2	2	2	2	2	2	2	2	2	2	2	2	2	2	1	3
	C	3	2	2	2	2	2	2	2	2	2	2	2	2	2	2	2	2	2	2	2	2	2	2	3
	B	3	2	2	2	2	2	2	2	2	2	2	2	2	2	2	2	2	2	2	2	2	2	2	3
	A	3	1	2	2	2	2	2	2	2	2	2	2	2	2	2	2	2	2	2	2	2	2	2	3

METRAL P/N	ROW	CONTACT CODE MOD. 1					MOD. 2					MOD. 3					MOD. 4								
		1	2	3	4	5	6	7	8	9	10	11	12	13	14	15	16	17	18	19	20	21	22	23	24
89075-X82 SEE NOTE 11 LEAD FREE OPTION	D	2	2	2	2	2	2	3	1	1	1	1	1	2	2	2	2	2	2	2	2	2	2	2	3
	C	2	2	2	2	2	2	3	1	1	1	1	1	2	2	2	2	2	2	2	2	2	2	2	3
	B	2	2	2	2	2	2	3	1	1	1	1	1	2	2	2	2	2	2	2	2	2	2	2	3
	A	2	2	2	2	2	2	3	1	1	1	1	1	2	2	2	2	2	2	2	2	2	2	2	3

METRAL P/N	ROW	CONTACT CODE MOD. 1					MOD. 2					MOD. 3					MOD. 4								
		1	2	3	4	5	6	7	8	9	10	11	12	13	14	15	16	17	18	19	20	21	22	23	24
89075-X83 SEE NOTE 11 LEAD FREE OPTION	D	4	2	4	3	3	3	3	3	3	3	3	4	4	3	3	4	4	4	4	4	4	4	4	4
	C	2	4	3	3	3	3	3	3	3	3	3	3	4	4	3	3	4	4	4	3	4	3	4	4
	B	3	3	3	3	3	3	3	3	3	3	3	2	4	3	3	4	4	4	4	4	3	4	3	4
	A	3	3	3	3	3	3	3	3	3	3	3	3	4	4	3	3	4	4	4	4	4	4	4	4

METRAL P/N	ROW	CONTACT CODE MOD. 1					MOD. 2					MOD. 3					MOD. 4								
		1	2	3	4	5	6	7	8	9	10	11	12	13	14	15	16	17	18	19	20	21	22	23	24
89075-X84 SEE NOTE 11 LEAD FREE OPTION	D	12	10	12	11	11	11	11	11	11	11	11	12	12	11	11	12	12	12	12	12	12	12	12	12
	C	10	12	11	11	11	11	11	11	11	11	11	11	12	12	11	11	12	12	12	12	12	12	12	12
	B	11	11	11	11	11	11	11	11	11	11	11	10	12	11	11	12	12	12	12	12	12	12	12	12
	A	11	11	11	11	11	11	11	11	11	11	11	11	12	12	11	11	12	12	12	12	12	12	12	12

METRAL P/N	ROW	CONTACT CODE MOD. 1					MOD. 2					MOD. 3					MOD. 4								
		1	2	3	4	5	6	7	8	9	10	11	12	13	14	15	16	17	18	19	20	21	22	23	24
89075-X85 SEE NOTE 11 LEAD FREE OPTION	D	2	1	1	1	1	1	1	1	2	2	2	2	2	2	2	2	2	2	2	2	2	2	2	2
	C	2	2	2	2	2	2	2	2	2	2	2	2	2	2	2	2	2	2	2	2	2	2	2	2
	B	2	2	2	2	2	2	2	2	2	2	2	2	2	2	2	2	2	2	2	2	2	2	2	2
	A	2	2	2	2	2	2	2	2	2	2	2	2	2	2	2	2	2	2	2	2	2	2	2	2

METRAL P/N	ROW	CONTACT CODE MOD. 1					MOD. 2					MOD. 3					MOD. 4								
		1	2	3	4	5	6	7	8	9	10	11	12	13	14	15	16	17	18	19	20	21	22	23	24
89075-X86 SEE NOTE 11 LEAD FREE OPTION	D	2	2	2	2	2	2	2	2	2	2	2	2	2	2	2	2	2	2	2	2	2	2	2	1
	C	2	2	2	2	1	2	2	2	2	2	2	2	2	2	2	2	2	2	2	2	2	2	2	2
	B	2	2	2	2	1	2	2	2	2	2	2	2	2	2	2	2	2	2	2	2	2	2	2	4
	A	2	2	2	2	2	2	2	2	2	2	2	2	2	2	2	2	2	2	2	2	2	2	2	4

METRAL P/N	ROW	CONTACT CODE MOD. 1					MOD. 2					MOD. 3					MOD. 4								
		1	2	3	4	5	6	7	8	9	10	11	12	13	14	15	16	17	18	19	20	21	22	23	24
89075-X87 SEE NOTE 11 LEAD FREE OPTION	D	6	6	6	6	6	6	6	6	6	6	-	-	4	-	-	2	-	6	6	6	6	6	6	7
	C	6	6	6	6	6	6	6	6	6	6	-	-	4	-	-	2	-	6	6	6	6	6	6	6
	B	6	6	6	6	6	6	6	6	6	6	-	-	4	-	-	2	-	8	8	8	6	6	6	6
	A	5	6	6	6	6	6	6	6	6	6	-	-	4	-	-	2	-	6	6	6	6	6	6	6

METRAL P/N	ROW	CONTACT CODE MOD. 1					MOD. 2					MOD. 3					MOD. 4								
		1	2	3	4	5	6	7	8	9	10	11	12	13	14	15	16	17	18	19	20	21	22	23	24
89075-X88 SEE NOTE 11 LEAD FREE OPTION	D	2	2	2	2	2	2	2	2	2	2	2	2	2	2	2	2	2	2	2	2	2	2	2	2
	C	2	2	2	2	2	2	2	2	4	4	4	2	2	2	2	2	2	2	2	2	2	2	2	2
	B	2	2	2	2	2	2	2	2	2	2	2	2	2	2	2	2	2	2	2	2	2	2	2	2
	A	2	2	2	2	2	2	2	2	2	2	2	2	2	2	2	2	2	2	2	2	2	2	2	2

METRAL P/N	ROW	CONTACT CODE MOD. 1					MOD. 2					MOD. 3					MOD. 4								
		1	2	3	4	5	6	7	8	9	10	11	12	13	14	15	16	17	18	19	20	21	22	23	24
89075-X89 SEE NOTE 11 LEAD FREE OPTION	D	2	2	2	2	2	2	2	2	2	2	2	2	2	2	2	2	2	2	2	2	2	2	2	2
	C	2	2	2	2	1	2	2	2	2	2	2	2	2	2	2	2	2	2	2	2	2	2	2	4
	B	2	2	2	2	1	2	2	2	2	2	2	2	2	2	2	2	2	2	2	2	2	2	2	4
	A	2	2	2	2	2	2	2	2	2	2	2	2	2	2	2	2	2	2	2	2	2	2	2	2

METRAL P/N	ROW	CONTACT CODE MOD. 1					MOD. 2					MOD. 3					MOD. 4								
		1	2	3	4	5	6	7	8	9	10	11	12	13	14	15	16	17	18	19	20	21	22	23	24
89075-X90 SEE NOTE 11 LEAD FREE OPTION	D	6	6	6	6	6	6	6	6	6	6	6	6	6	6	6	6	6	6	6	6	6	6	6	6
	C	6	6	6	6	6	6	6	6	8	8	8	6	6	6	6	6	6	6	6	6	6	6	6	6
	B	6	6	6	6	6	6	6	6	6	6	6	6	6	6	6	6	6	6	6	6	6	6	6	6
	A	6	6	6	6	6	6	6	6	6	6	6	6	6	6	6	6	6	6	6	6	6	6	6	6

spec ref	*	dr	Terran Huang	2010/07/08	projection 	mm 	size	A4	scale	2:1					
tolerance std	ASME Y14.5	eng	Andy Lu	2012/03/08			ecn no	ELX-DG-010531-1							
TOLERANCES UNLESS OTHERWISE SPECIFIED		chr	Thian-Zhao Lin	2012/03/12			product family	METRAL		rel level	Released				
surface	3.200 inear	appr	Pei-Ming Zheng	2012/03/12	title			METRAL SIGNAL HEADER			dwg no	89075		rev	CE
ASME Y14.5	angular	www.fci.com		cat. no.	-			Product - Customer Drw			sheet 11 of 15				
	0.X	±0.3													
	0.XX	±0.13													
	0.XXX	±0.051													
	0°	±2°													



Copyright FCI.

METRAL P/N	ROW	CONTACT CODE MOD. 1						MOD. 2						MOD. 3						MOD. 4					
		1	2	3	4	5	6	7	8	9	10	11	12	13	14	15	16	17	18	19	20	21	22	23	24
89075-X91 SEE NOTE 11 LEAD FREE OPTION	D	2	3	1	3	1	1	1	1	1	1	1	1	1	1	1	1	1	1	1	1	1	1	3	1
	C	2	3	1	3	1	1	1	1	1	1	1	1	1	1	1	1	1	1	1	1	1	1	3	1
	B	2	3	1	3	1	1	1	1	1	1	1	1	1	1	1	1	1	1	1	1	1	1	3	1
	A	2	3	1	3	1	1	1	1	1	1	1	1	1	1	1	1	1	1	1	1	1	1	3	1

METRAL P/N	ROW	CONTACT CODE MOD. 1						MOD. 2						MOD. 3						MOD. 4					
		1	2	3	4	5	6	7	8	9	10	11	12	13	14	15	16	17	18	19	20	21	22	23	24
89075-X92 SEE NOTE 11 LEAD FREE OPTION	D	2	2	2	2	4	2	2	4	2	2	4	2	2	4	2	2	4	2	2	4	2	2	4	2
	C	2	4	2	2	4	2	2	4	2	2	4	2	2	4	2	2	4	2	2	4	2	2	4	2
	B	2	4	2	2	4	2	2	4	2	2	4	2	2	4	2	2	4	2	2	4	2	2	4	2
	A	2	4	2	2	4	2	2	4	2	2	4	2	2	4	2	2	4	2	2	4	2	2	4	2

METRAL P/N	ROW	CONTACT CODE MOD. 1						MOD. 2						MOD. 3						MOD. 4					
		1	2	3	4	5	6	7	8	9	10	11	12	13	14	15	16	17	18	19	20	21	22	23	24
89075-X93 SEE NOTE 11 LEAD FREE OPTION	D	4	4	4	2	2	4	4	4	4	2	2	4	2	2	4	2	2	4	2	2	4	2	2	4
	C	2	2	4	4	4	4	2	2	4	2	2	4	2	2	4	2	2	4	2	2	4	2	2	4
	B	4	4	4	2	2	4	4	4	4	2	2	4	2	2	4	2	2	4	2	2	4	2	2	4
	A	2	2	2	4	4	4	2	2	4	2	2	4	2	2	4	2	2	4	2	2	4	2	2	4

METRAL P/N	ROW	CONTACT CODE MOD. 1						MOD. 2						MOD. 3						MOD. 4					
		1	2	3	4	5	6	7	8	9	10	11	12	13	14	15	16	17	18	19	20	21	22	23	24
89075-X94 SEE NOTE 11 LEAD FREE OPTION	D	2	2	2	2	2	2	2	2	3	2	2	2	2	2	2	2	2	2	2	2	2	2	2	2
	C	2	2	2	2	2	2	2	2	2	3	2	2	2	2	2	2	2	2	2	2	2	2	2	2
	B	2	2	2	2	2	2	2	2	2	3	2	2	2	2	2	2	2	2	2	2	2	3	2	2
	A	2	2	2	2	2	2	2	2	2	3	2	2	2	2	2	2	2	2	2	2	2	2	2	2

METRAL P/N	ROW	CONTACT CODE MOD. 1						MOD. 2						MOD. 3						MOD. 4					
		1	2	3	4	5	6	7	8	9	10	11	12	13	14	15	16	17	18	19	20	21	22	23	24
89075-X95 SEE NOTE 11 LEAD FREE OPTION	D	3	3	3	3	3	3	3	3	3	3	3	3	3	3	3	3	3	3	3	3	4	4	4	3
	C	3	3	3	3	3	3	3	3	3	3	3	3	3	3	3	3	3	3	3	3	4	4	4	3
	B	3	3	3	3	3	3	3	3	3	3	3	3	3	3	3	3	3	3	3	3	4	4	4	3
	A	3	3	3	3	3	3	3	3	3	3	3	3	3	3	3	3	3	3	3	3	4	4	4	3

METRAL P/N	ROW	CONTACT CODE MOD. 1						MOD. 2						MOD. 3						MOD. 4					
		1	2	3	4	5	6	7	8	9	10	11	12	13	14	15	16	17	18	19	20	21	22	23	24
89075-X96 SEE NOTE 11 LEAD FREE OPTION	D	3	3	3	3	3	3	3	3	3	3	3	3	3	3	3	3	3	3	3	3	4	4	4	3
	C	3	3	3	3	3	3	3	3	3	3	3	3	3	3	3	3	3	3	3	3	4	4	4	3
	B	3	3	3	3	3	3	3	3	3	3	3	3	3	3	3	3	3	3	3	3	4	4	4	3
	A	3	3	3	3	3	3	3	3	3	3	3	3	3	3	3	3	3	3	3	3	4	4	4	3

METRAL P/N	ROW	CONTACT CODE MOD. 1						MOD. 2						MOD. 3						MOD. 4					
		1	2	3	4	5	6	7	8	9	10	11	12	13	14	15	16	17	18	19	20	21	22	23	24
89075-X97 SEE NOTE 11 LEAD FREE OPTION	D	1	1	1	1	1	1	1	1	1	1	1	1	1	1	1	1	1	1	1	1	-	1	1	1
	C	1	1	1	1	1	1	1	1	1	1	1	1	1	1	1	1	1	1	1	1	-	1	1	1
	B	1	1	1	1	1	1	1	1	1	1	1	1	1	1	1	1	1	1	1	1	-	1	1	1
	A	1	1	1	1	1	1	1	1	1	1	1	1	1	1	1	1	1	1	1	1	-	1	1	1

METRAL P/N	ROW	CONTACT CODE MOD. 1						MOD. 2						MOD. 3						MOD. 4					
		1	2	3	4	5	6	7	8	9	10	11	12	13	14	15	16	17	18	19	20	21	22	23	24
89075-X98 SEE NOTE 11 LEAD FREE OPTION	D	2	1	1	1	1	1	1	1	1	1	1	1	1	1	1	1	1	1	1	1	1	1	1	2
	C	2	1	1	1	1	1	1	1	1	1	1	1	1	1	1	1	1	1	1	1	1	1	1	2
	B	2	1	1	1	1	1	1	1	1	1	1	1	1	1	1	1	1	1	1	1	1	1	1	2
	A	2	1	1	1	1	1	1	1	1	1	1	1	1	1	1	1	1	1	1	1	1	1	1	2

METRAL P/N	ROW	CONTACT CODE MOD. 1						MOD. 2						MOD. 3						MOD. 4					
		1	2	3	4	5	6	7	8	9	10	11	12	13	14	15	16	17	18	19	20	21	22	23	24
89075-X99 SEE NOTE 11 LEAD FREE OPTION	D	4	2	4	3	4	2	4	2	4	2	4	2	4	4	3	3	4	4	4	4	4	4	4	4
	C	2	4	3	3	3	3	3	3	3	3	3	3	3	3	4	4	3	3	4	3	4	3	4	4
	B	3	3	3	3	3	3	3	3	3	3	3	3	3	2	4	3	3	4	4	4	4	3	4	4
	A	3	3	3	3	3	3	3	3	3	3	3	3	3	3	4	4	3	3	4	4	4	4	4	4

METRAL P/N	ROW	CONTACT CODE MOD. 1						MOD. 2						MOD. 3						MOD. 4					
		1	2	3	4	5	6	7	8	9	10	11	12	13	14	15	16	17	18	19	20	21	22	23	24
89075-X100 SEE NOTE 11 LEAD FREE OPTION	D	2	2	2	2	2	2	2	2	2	2	2	2	2	2	2	2	2	2	2	2	2	2	2	2
	C	2	2	2	2	2	2	2	2	2	2	2	2	2	2	2	2	2	2	2	2	2	2	2	2
	B	2	2	2	2	2	2	2	2	2	2	2	2	2	2	2	2	1	2	2	2	2	1	2	2
	A	2	2	2	2	2	2	2	2	2	2	2	2	2	2	2	2	19	1	2	2	2	2	2	1

spec ref	*	dr	Terran Huang	2010/07/08	projection	mm	size	A4	scale	2:1
tolerance std	ASME Y14.5	eng	Andy Lu	2012/03/08				ecn no		ELX-DG-010531-1
TOLERANCES UNLESS OTHERWISE SPECIFIED		chr	Thian-Zhao Lin	2012/03/12						
surface	3.2	appr	Pei-Ming Zheng	2012/03/12	product family	METRAL	rel level	Released		
ASME Y14.5	linear	0.X	±0.3	www.fci.com	title	METRAL SIGNAL HEADER	dwg no	89075	rev	CE
		0.XX	±0.13							
	angular	0°	±2°							
		cat. no.	-			Product - Customer Drw			sheet 12 of 15	

ProE File - REV C - 2009-06-09



Copyright FCI.

METRAL P/N	ROW	CONTACT CODE MOD. 1					MOD. 2					MOD. 3					MOD. 4								
		1	2	3	4	5	6	7	8	9	10	11	12	13	14	15	16	17	18	19	20	21	22	23	24
89075-X101 SEE NOTE 11 LEAD FREE OPTION	D	2	2	2	2	2	2	2	2	2	2	2	2	2	2	2	2	2	2	2	3	3	2	4	4
	C	2	2	2	2	2	2	2	2	2	2	2	2	2	2	2	2	2	2	2	3	3	2	4	4
	B	2	2	2	2	2	2	2	2	2	2	2	2	2	2	2	2	2	2	2	3	3	2	4	4
	A	2	2	2	2	2	2	2	2	2	2	2	2	2	2	2	2	2	2	2	3	3	2	4	4

METRAL P/N	ROW	CONTACT CODE MOD. 1					MOD. 2					MOD. 3					MOD. 4								
		1	2	3	4	5	6	7	8	9	10	11	12	13	14	15	16	17	18	19	20	21	22	23	24
89075-X102 SEE NOTE 11 LEAD FREE OPTION	D	2	2	2	2	2	2	2	2	2	2	2	2	2	2	2	2	2	2	2	2	2	2	2	2
	C	2	2	2	2	2	2	2	2	2	2	2	2	2	2	2	2	2	2	2	2	2	2	2	2
	B	2	2	2	2	2	2	2	2	2	2	2	2	2	2	2	2	2	2	2	2	2	2	1	2
	A	2	2	2	2	2	2	2	2	2	2	2	2	2	2	2	2	2	2	2	2	2	2	2	2

METRAL P/N	ROW	CONTACT CODE MOD. 1					MOD. 2					MOD. 3					MOD. 4								
		1	2	3	4	5	6	7	8	9	10	11	12	13	14	15	16	17	18	19	20	21	22	23	24
89075-X103 SEE NOTE 11 LEAD FREE OPTION	D	2	2	2	2	2	2	2	2	2	2	2	2	2	2	2	2	2	2	4	2	2	2	2	2
	C	2	2	2	2	2	2	2	2	2	2	2	2	2	2	2	2	2	2	4	2	2	2	2	2
	B	2	2	2	2	2	2	2	2	2	2	2	2	2	2	2	2	2	2	4	2	2	2	2	2
	A	2	2	2	2	2	2	2	2	2	2	2	2	2	2	2	2	2	2	4	2	2	2	2	1

METRAL P/N	ROW	CONTACT CODE MOD. 1					MOD. 2					MOD. 3					MOD. 4								
		1	2	3	4	5	6	7	8	9	10	11	12	13	14	15	16	17	18	19	20	21	22	23	24
89075-X104 SEE NOTE 11 LEAD FREE OPTION	D	2	2	2	2	2	2	2	2	2	2	2	2	2	2	2	2	2	2	2	2	2	2	2	2
	C	2	2	2	2	2	2	2	2	2	2	2	2	2	2	2	2	2	2	2	2	2	2	2	2
	B	2	2	2	2	2	2	2	2	2	19	1	2	2	2	2	1	2	2	2	2	1	2	2	2
	A	2	2	2	2	2	2	2	2	2	2	2	2	2	2	19	1	2	2	2	2	2	2	2	1

METRAL P/N	ROW	CONTACT CODE MOD. 1					MOD. 2					MOD. 3					MOD. 4								
		1	2	3	4	5	6	7	8	9	10	11	12	13	14	15	16	17	18	19	20	21	22	23	24
89075-X105 SEE NOTE 11 LEAD FREE OPTION	D	1	3	3	3	3	3	3	3	3	3	3	3	3	3	3	3	3	3	3	3	3	3	3	1
	C	1	3	3	3	3	3	3	3	3	3	3	3	3	3	3	3	3	3	3	3	3	3	3	1
	B	1	3	3	3	3	3	3	3	3	3	3	3	3	3	3	3	3	3	3	3	3	3	3	1
	A	1	3	3	3	3	3	3	3	3	3	3	3	3	3	3	3	3	3	3	3	3	3	3	1

METRAL P/N	ROW	CONTACT CODE MOD. 1					MOD. 2					MOD. 3					MOD. 4							
		1	2	3	4	5	6	7	8	9	10	11	12	13	14	15	16	17	18	19	20	21	22	23
89075-X106 SEE NOTE 11 LEAD FREE OPTION	D	3	1	1	1	1	1	1	1	1	1	1	1	1	1	1	1	1	1	1	1	1	1	1
	C	3	1	1	1	1	1	1	1	1	1	1	1	1	1	1	1	1	1	1	1	1	1	1
	B	3	1	1	1	1	1	1	1	1	1	1	1	1	1	1	1	1	1	1	1	1	1	1
	A	3	1	1	1	1	1	1	1	1	1	1	1	1	1	1	1	1	1	1	1	1	1	1

METRAL P/N	ROW	CONTACT CODE MOD. 1					MOD. 2					MOD. 3					MOD. 4								
		1	2	3	4	5	6	7	8	9	10	11	12	13	14	15	16	17	18	19	20	21	22	23	24
89075-X107 SEE NOTE 11 LEAD FREE OPTION	D	3	2	2	2	2	2	2	2	2	2	2	2	2	2	2	2	2	2	2	2	2	2	3	3
	C	3	2	2	2	2	2	2	2	2	2	2	2	2	2	2	2	2	2	2	2	2	2	3	3
	B	3	2	2	2	2	2	2	2	2	2	2	2	2	2	2	2	2	2	2	2	2	2	3	3
	A	3	2	2	2	2	2	2	2	2	2	2	2	2	2	2	2	2	2	2	2	2	2	3	3

METRAL P/N	ROW	CONTACT CODE MOD. 1					MOD. 2					MOD. 3					MOD. 4								
		1	2	3	4	5	6	7	8	9	10	11	12	13	14	15	16	17	18	19	20	21	22	23	24
89075-X108 SEE NOTE 11 LEAD FREE OPTION	D	2	2	2	2	2	2	2	2	2	2	2	2	2	2	2	2	2	2	2	3	3	2	3	3
	C	2	2	2	2	2	2	2	2	2	2	2	2	2	2	2	2	2	2	2	3	3	2	3	3
	B	2	2	2	2	2	2	2	2	2	2	2	2	2	2	2	2	2	2	2	3	3	2	3	3
	A	2	2	2	2	2	2	2	2	2	2	2	2	2	2	2	2	2	2	2	3	3	2	3	3

METRAL P/N	ROW	CONTACT CODE MOD. 1					MOD. 2					MOD. 3					MOD. 4								
		1	2	3	4	5	6	7	8	9	10	11	12	13	14	15	16	17	18	19	20	21	22	23	24
89075-X109 SEE NOTE 11 LEAD FREE OPTION	D	3	3	2	2	2	2	2	2	2	3	3	4	3	4	2	2	3	3	3	3	3	3	3	3
	C	3	3	2	2	2	2	2	2	2	3	3	4	3	4	2	2	3	3	3	3	3	3	3	3
	B	3	3	2	2	2	2	2	2	2	3	3	4	3	4	2	2	3	3	3	3	3	3	3	3
	A	3	3	2	2	2	2	2	2	2	3	3	4	3	4	2	2	3	3	3	3	3	3	3	3

METRAL P/N	ROW	CONTACT CODE MOD. 1					MOD. 2					MOD. 3					MOD. 4							
		1	2	3	4	5	6	7	8	9	10	11	12	13	14	15	16	17	18	19	20	21	22	23
89075-X110 SEE NOTE 11 LEAD FREE OPTION	D	7	5	7	7	7	7	6	7	7	7	7	7	7	7	7	7	7	7	7	7	8	7	7
	C	7	7	7	7	7	7	6	7	7	7	7	7	7	7	7	7	7	7	7	7	8	7	7
	B	7	7	7	7	7	7	7	7	7	7	7	8	7	7	7	7	7	7	7	7	8	7	7
	A	7	7	7	7	7	7	7	7	7	7	7	8	7	7	7	7	7	7	7	7	8	7	7

spec ref	*	dr	Terran Huang	2010/07/08	projection		size	A4	scale	2:1								
tolerance std	ASME Y14.5	eng	Andy Lu	2012/03/08			ecn no	ELX-DG-010531-1										
TOLERANCES UNLESS OTHERWISE SPECIFIED		chr	Thian-Zhao Lin	2012/03/12				product family	METRAL	rel level	Released							
surface	3.2	appr	Pei-Ming Zheng	2012/03/12	title		METRAL SIGNAL HEADER				dwg no	89075		rev	CE			
ASME Y14.5	near	<table border="1"> <tr><td>0.X</td><td>±0.3</td></tr> <tr><td>0.XX</td><td>±0.13</td></tr> <tr><td>0.XXX</td><td>±0.051</td></tr> </table>		0.X	±0.3	0.XX	±0.13	0.XXX	±0.051	www.fci.com		cat. no.	Product - Customer Drw		sheet 13 of 15			
0.X	±0.3																	
0.XX	±0.13																	
0.XXX	±0.051																	
ASME Y14.5	angular	<table border="1"> <tr><td>0°</td><td>±2°</td></tr> </table>		0°	±2°													
0°	±2°																	

METRAL P/N	ROW	CONTACT CODE MOD. 1					MOD. 2					MOD. 3					MOD. 4								
		1	2	3	4	5	6	7	8	9	10	11	12	13	14	15	16	17	18	19	20	21	22	23	24
89075-X111 SEE NOTE 11 LEAD FREE OPTION	D	3	3	3	1	3	1	3	1	3	3	3	3	3	1	1	1	1	1	1	1	3	1	3	1
	C	3	3	3	1	3	1	3	1	3	3	3	3	3	3	1	1	1	1	1	1	1	1	1	3
	B	3	3	3	1	3	1	3	1	3	3	3	3	3	3	1	1	1	1	1	1	1	3	3	3
	A	3	3	3	1	3	1	3	1	3	3	3	3	3	3	1	1	1	1	1	1	1	3	1	3

METRAL P/N	ROW	CONTACT CODE MOD. 1					MOD. 2					MOD. 3					MOD. 4							
		1	2	3	4	5	6	7	8	9	10	11	12	13	14	15	16	17	18	19	20	21	22	23
89075-X112 SEE NOTE 11 LEAD FREE OPTION	D	3	-	3	-	3	-	3	-	3	3	-	3	-	3	-	3	-	3	-	3	-	3	-
	C	3	-	3	-	3	-	3	-	3	3	-	3	-	3	-	3	-	3	-	3	-	3	-
	B	3	-	3	-	3	-	3	-	3	3	-	3	-	3	-	3	-	3	-	3	-	3	-
	A	3	-	3	-	3	-	3	-	3	1	-	3	-	3	-	3	-	3	-	3	-	3	-



Copyright FCI.

spec ref *		dr	Terran Huang	2010/07/08	projection 	mm 	size	A4	scale	2:1	
tolerance std ASME Y14.5	TOLERANCES UNLESS OTHERWISE SPECIFIED	eng	Andy Lu	2012/03/08			ecn no	ELX-DG-010531-1			
		chr	Thian-Zhao Lin	2012/03/12				rel level	Released		
surface $\sqrt{3.2}$ ASME Y14.5	linear	0.X	±0.3		product family	METRAL					
		0.XX	±0.13			dwg no	89075				
		0.XXX	±0.051				rev	CE			
	angular	0°	±2°		www.fci.com	cat. no.		-			Product - Customer Drw

Prod File - REV C - 2009-06-09

PRODUCT NUMBER

89075-XYX  
OR  
89075-XYYY

89075-XYXLF  
OR  
89075-XYXLYF

NOTES:

- FOR DIM A AND B SEE SHEET 2 AND UP.
- BODY MATERIAL: LIQUID CRYSTAL POLYMER 30 % GLASS.  
FLAME RETARDANT ACC. UL 94-V0.
- PIN MATERIAL:  
PHOSPHOR BRONZE.
- PLATING ON PRESS-FIT TAIL:  
89075-XYX IS SnPb  
89075-XYXLYF IS Sn (LEAD FREE)  
PLATING ON CONTACT AREA CONFORMS TO PERFORMANCE LEVEL SHOWN IN TABLE.
- PRODUCT MARKING:  
PART NUMBER DESIGNATION & BATCH I.D.
- ALL PRODUCTS WITH PART NUMBERS SHOWN IN SUBSEQUENT TABLES WILL BE PACKAGED IN TUBES. IF TRAY PACKAGING IS REQUIRED, A SUFFIX "P" WILL BE ADDED TO THE END OF THE PART NUMBER. EXAMPLE: XXXXX-XXXP OR XXXXX-XXXP, XXXXX-XXXPLF OR XXXXX-XXXPLF
- PRODUCT SPECIFICATION GS-12-180  
APPLICATION SPECIFICATION BUS-20-073

- A PLATING HAS Au FLASH IN PRESS FIT AREA (LEAD FREE).
- AFTER INSERTION INTO CIRCUIT BOARD WITH QUALIFIED TOOL.
- THE PRODUCTS WHERE THE PART NUMBER ENDS IN LF MEET THE EUROPEAN UNION DIRECTIVES AND OTHER COUNTRY REGULATIONS AS DESCRIBED IN GS-22-008.

ALL PRODUCTS EXCEPT THOSE WITH PART NUMBERS CONTAINING (DRAWING NO.)-N1--- OR (DRAWING NO.)-N5---WILL WITHSTAND EXPOSURE TO 260°C FOR 60 SECONDS IN A CONVECTION, INFRA-RED OR VAPOR PHASE REFLOW OVEN. PART NUMBERS (DRAWING NO.)-N1--- AND (DRAWINGS NO.)-N5---WILL NOT WITHSTAND REFLOW AND Au CONTACT SURFACE OF THE CONTACTS SHALL BE EXPOSED TO A MAXIMUM 140°C FOR NO LONGER THAN 15 SECONDS IN A WAVE SOLDER APPLICATION.

- FOR LEAD FREE PART NUMBERS, ADD AN "LF" SUFFIX. EXAMPLE:89075-X01LF

PLATING IN CONTACT AREA

DASH NUMBER	PERFORMANCE LEVEL	NOTES
-Ayy OR -AYYY	TELCORDIA CO	SEE NOTE 8
-NIYY OR -NIYYY	TELCORDIA CO (NXT)	-
-IYY OR -IYYY	TELCORDIA CO	-
-2YY OR -2YYY	TELECOM CLASS	-
-3YY OR -3YYY	IEC CLASS I	-
-N5YY OR -N5YYY	TELCORDIA UE (NXT)	-
-5YY OR -5YYY	TELCORDIA UE	-
-AYYLF OR -AYYLYF	TELCORDIA CO	SEE NOTE 10
-NIYYLF OR -NIYYLYF	TELCORDIA CO (NXT) IEC CLASS I	SEE NOTE 10
-IYYLF OR -IYYLYF	TELCORDIA CO IEC CLASS I	SEE NOTE 10
-2YYLF OR -2YYLYF	TELECOM CLASS	SEE NOTE 10
-N5YYLF OR -N5YYLYF	TELCORDIA UE (NXT)	SEE NOTE 10
-5YYLF OR -5YYLYF	TELCORDIA UE	SEE NOTE 10



Copyright FCI.

spec ref	*	dr	Terran Huang	2010/07/08	projection 	mm 	size	A4	scale	2:1	
tolerance std	TOLERANCES UNLESS OTHERWISE SPECIFIED	eng	Andy Lu	2012/03/08			ecn no	ELX-DG-010531-1			
ASME Y14.5		chr	Thian-Zhao Lin	2012/03/12			product family	METRAL	rel level	Released	
surface		3.2	appr	Pei-Ming Zheng	2012/03/12	product family	METRAL	rel level	Released		
ASME Y14.5	angular	0°	±2°	www.fci.com	cat. no.	-	Product - Customer Drw	sheet 15 of 15	rev	CE	
	linear	0.X	±0.3	FCI	title	METRAL SIGNAL HEADER			dwg no	89075	
		0.XX	±0.13			4 MOD, 4 ROW PRESS-FIT					
		0.XXX	±0.051								



Компания «ЭлектроПласт» предлагает заключение долгосрочных отношений при поставках импортных электронных компонентов на взаимовыгодных условиях!

Наши преимущества:

- Оперативные поставки широкого спектра электронных компонентов отечественного и импортного производства напрямую от производителей и с крупнейших мировых складов;
- Поставка более 17-ти миллионов наименований электронных компонентов;
- Поставка сложных, дефицитных, либо снятых с производства позиций;
- Оперативные сроки поставки под заказ (от 5 рабочих дней);
- Экспресс доставка в любую точку России;
- Техническая поддержка проекта, помощь в подборе аналогов, поставка прототипов;
- Система менеджмента качества сертифицирована по Международному стандарту ISO 9001;
- Лицензия ФСБ на осуществление работ с использованием сведений, составляющих государственную тайну;
- Поставка специализированных компонентов (Xilinx, Altera, Analog Devices, Intersil, Interpoint, Microsemi, Aeroflex, Peregrine, Syfer, Eurofarad, Texas Instrument, Miteq, Cobham, E2V, MA-COM, Hittite, Mini-Circuits, General Dynamics и др.);

Помимо этого, одним из направлений компании «ЭлектроПласт» является направление «Источники питания». Мы предлагаем Вам помощь Конструкторского отдела:

- Подбор оптимального решения, техническое обоснование при выборе компонента;
- Подбор аналогов;
- Консультации по применению компонента;
- Поставка образцов и прототипов;
- Техническая поддержка проекта;
- Защита от снятия компонента с производства.



#### Как с нами связаться

**Телефон:** 8 (812) 309 58 32 (многоканальный)

**Факс:** 8 (812) 320-02-42

**Электронная почта:** [org@eplast1.ru](mailto:org@eplast1.ru)

**Адрес:** 198099, г. Санкт-Петербург, ул. Калинина, дом 2, корпус 4, литера А.