

FCA50F

FCA 50 F -24 -□

FCA



RoHS



- ① Series name
- ② Output wattage
- ③ Universal input
- ④ Output voltage
- ⑤ Optional *6
N1 :with DIN rail attachment

| | |
|-----------------------|--------------------|
| MODEL | FCA50F-24 |
| MAX OUTPUT WATTAGE[W] | 50(Peak 160) |
| DC OUTPUT | 24V 2.1(Peak 6.7)A |

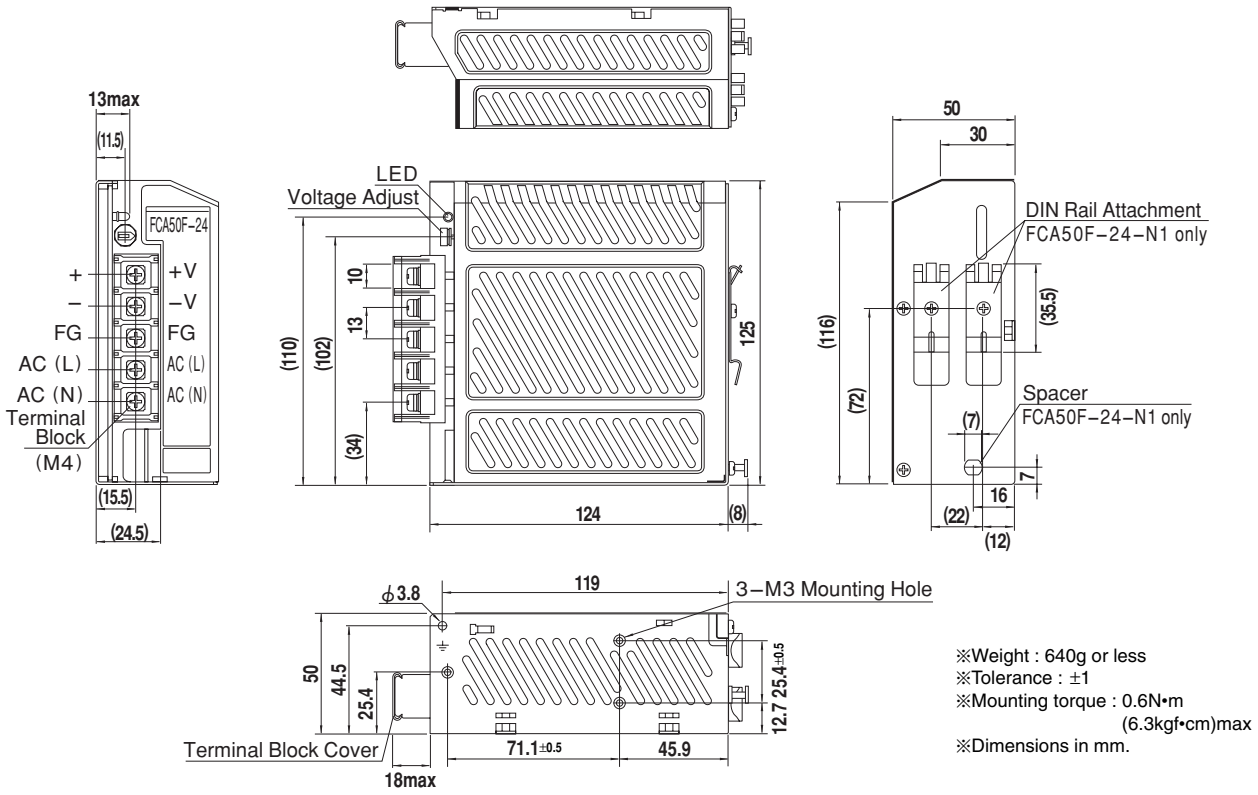
SPECIFICATIONS

| | MODEL | FCA50F-24 | |
|------------------------------------|---------------------------------------|--|---------|
| INPUT | VOLTAGE[V] | AC187 - 528 1 φ or DC265 - 746 | |
| | CURRENT[A] | ACIN 240V | 0.55typ |
| | | ACIN 480V | 0.30typ |
| | FREQUENCY[Hz] | 50/60 (47 - 63) | |
| | EFFICIENCY[%] | ACIN 240V | 82typ |
| | | ACIN 480V | 78typ |
| INRUSH CURRENT[A] | ACIN 240V | 25typ (At cold start) (At Room Temperature) | |
| | ACIN 480V | 50typ (At cold start) (At Room Temperature) | |
| LEAKAGE CURRENT[mA] | 0.75max (60Hz, According to IEC60950) | | |
| OUTPUT | VOLTAGE[V] | 24 | |
| | CURRENT[A] | *1 2.1 (Peak 6.7) | |
| | LINE REGULATION[mV] | 96max | |
| | LOAD REGULATION[mV] | 0 - 2.1A | 150max |
| | | 0 - 6.7A | 480max |
| | RIPPLE[mVp-p] | 0 to +50°C *2 | 240max |
| | | -10 - 0°C *2 | 320max |
| | RIPPLE NOISE[mVp-p] | 0 to +50°C *2 | 680max |
| | | -10 - 0°C *2 | 720max |
| | TEMPERATURE REGULATION[mV] | -10 to +50°C | 600max |
| | DRIFT[mV] | *5 | 100max |
| START-UP TIME[ms] | 800max (ACIN 240V, Io=100%) | | |
| HOLD-UP TIME[ms] | 10typ (ACIN 240V, Io=100%) | | |
| OUTPUT VOLTAGE ADJUSTMENT RANGE[V] | 21.6 - 26.4 | | |
| PROTECTION CIRCUIT AND OTHERS | OVERCURRENT PROTECTION | Works over 105% of peak current and recovers automatically | |
| | OVERVOLTAGE PROTECTION | Works at 115 - 140% of rating | |
| | OPERATING INDICATION | LED (Green) | |
| ISOLATION | INPUT-OUTPUT | AC3,000V 1minute, Cutoff current = 10mA, DC500V 50MΩ min (At Room Temperature) | |
| | INPUT-FG | AC2,000V 1minute, Cutoff current = 10mA, DC500V 50MΩ min (At Room Temperature) | |
| | OUTPUT-FG | AC500V 1minute, Cutoff current = 100mA, DC500V 50MΩ min (At Room Temperature) | |
| ENVIRONMENT | OPERATING TEMP.,HUMID.AND ALTIITUDE | -10 to +70°C, 20 - 90%RH (Non condensing) (Refer to DERATING CURVE), 3,000m (10,000feet) max | |
| | STORAGE TEMP.,HUMID.AND ALTIITUDE | -20 to +75°C, 20 - 90%RH (Non condensing), 9,000m (30,000feet) max | |
| | VIBRATION | *3 10 - 55Hz, 19.6m/s ² (2G), 3minutes period, 60minutes each along X, Y and Z axis | |
| | IMPACT | *3 196.1m/s ² (20G), 11ms, once each X, Y and Z axis | |
| SAFETY AND NOISE REGULATIONS | AGENCY APPROVALS | UL60950-1, C-UL, EN60950-1, EN50178 | |
| | CONDUCTED NOISE | Complies with FCC-A, CISPR11-A, EN55011-A | |
| OTHERS | CASE SIZE/WEIGHT | *4 50 X 125 X 124mm (W X H X D) / 640g max | |
| | COOLING METHOD | Convection | |

*1 Peak current for 150ms in a 30seconds period is acceptable.
 *2 In case of rated input/output(ACIN240-480V/2.1A), either the 20MHz oscilloscope or the ripple noise meter(equivalent to Keisokugiken:RM101) is used.
 *3 Option with DIN rail attachment(N1) is only for direction X(refer to sec4.2 in manual).
 *4 Depth of power supply is 132mm with DIN rail attachment.
 *5 Drift is the change in DC output for an eight hour period after a half-hour warm-up at 25°C, with the input voltage held constant at the rated input/output.
 *6 Please contact us about safety approvals for the model with option.

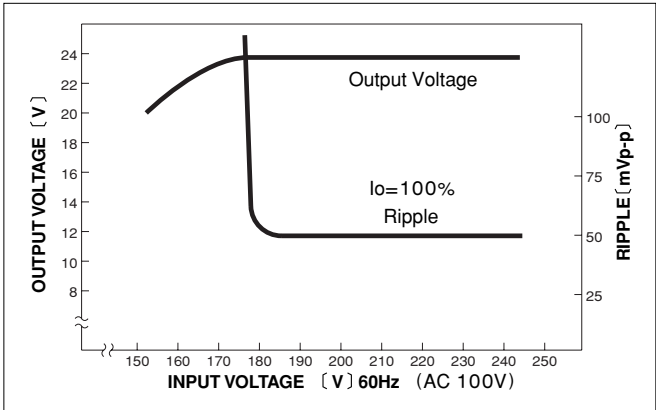
External view

FCA

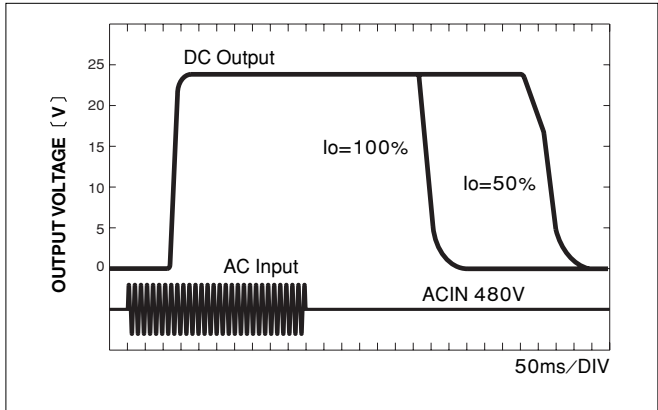


Performance data

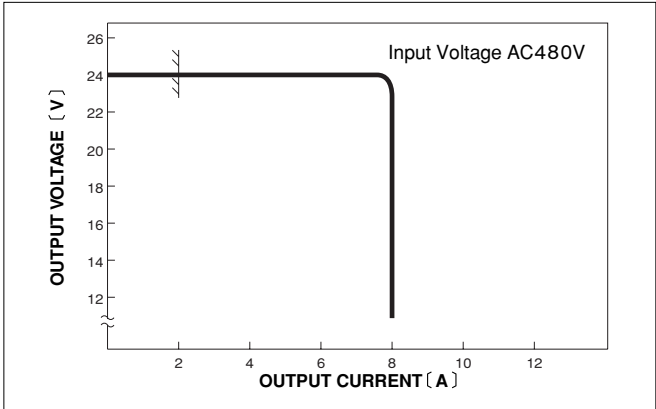
■STATIC CHARACTERISTICS



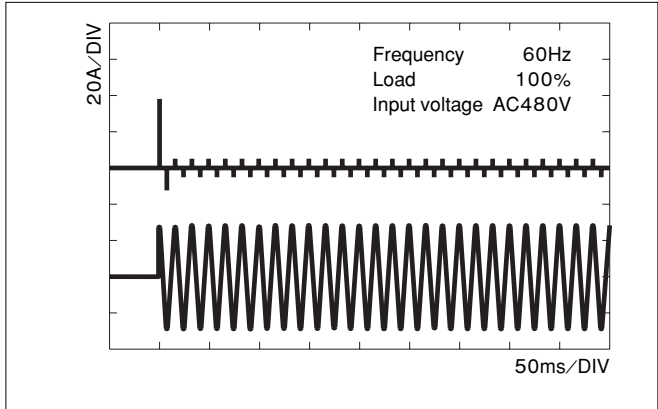
■RISE TIME & FALL TIME



■OVERCURRENT CHARACTERISTICS



■INRUSH CURRENT



FCA75F

FCA 75 F -24 -□

① ② ③ ④ ⑤

FCA



RoHS



- ① Series name
- ② Output wattage
- ③ Universal input
- ④ Output voltage
- ⑤ Optional *6
N1 :with DIN rail attachment

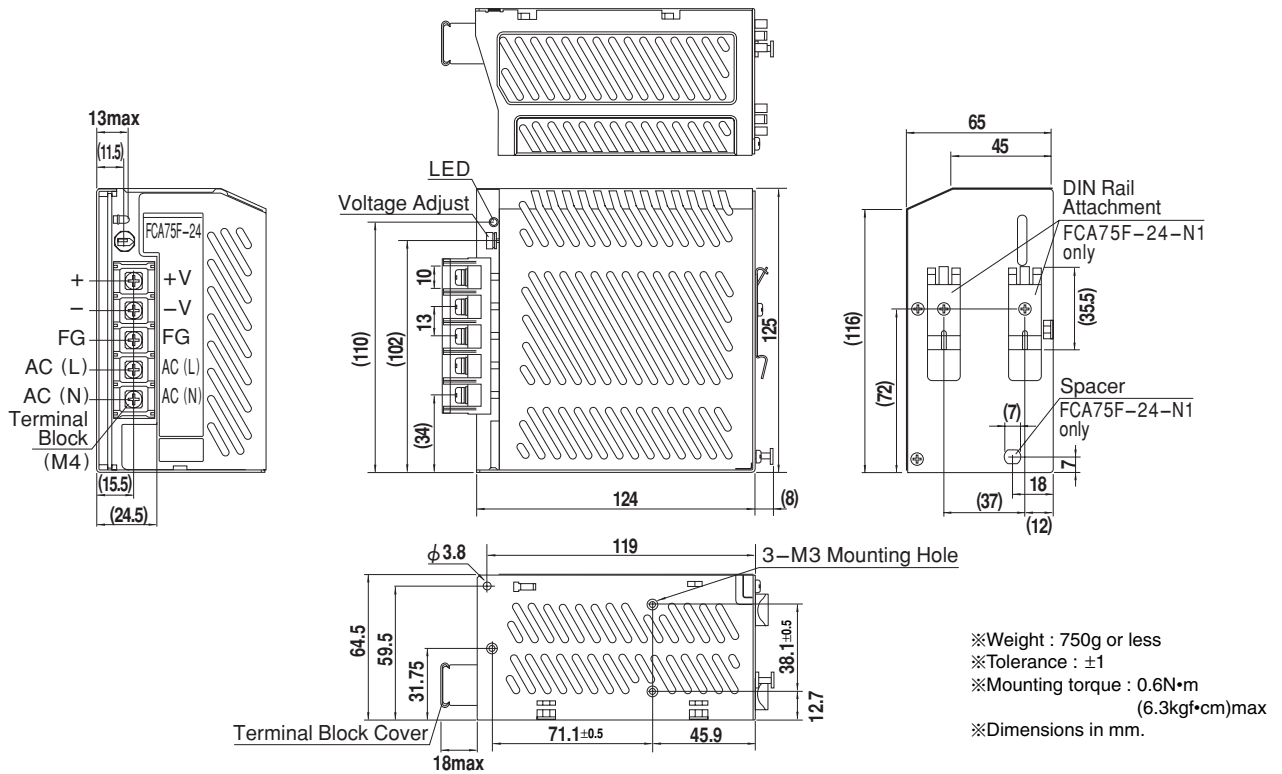
| | |
|-----------------------|-------------------|
| MODEL | FCA75F-24 |
| MAX OUTPUT WATTAGE[W] | 75(Peak 240) |
| DC OUTPUT | 24V 3.1(Peak 10)A |

SPECIFICATIONS

| | MODEL | FCA75F-24 | |
|------------------------------------|---------------------------------------|--|---|
| INPUT | VOLTAGE[V] | AC187 - 528 1 φ or DC265 - 746 | |
| | CURRENT[A] | ACIN 240V | 0.80typ |
| | | ACIN 480V | 0.45typ |
| | FREQUENCY[Hz] | 50/60 (47 - 63) | |
| | EFFICIENCY[%] | ACIN 240V | 82typ |
| | | ACIN 480V | 78typ |
| | INRUSH CURRENT[A] | ACIN 240V | 25typ (At cold start) (At Room Temperature) |
| ACIN 480V | | 50typ (At cold start) (At Room Temperature) | |
| LEAKAGE CURRENT[ma] | 0.75max (60Hz, According to IEC60950) | | |
| OUTPUT | VOLTAGE[V] | 24 | |
| | CURRENT[A] | *1 3.1 (Peak 10) | |
| | LINE REGULATION[mV] | 96max | |
| | LOAD REGULATION[mV] | 0 - 3.1A | 150max |
| | | 0 - 10A | 480max |
| | RIPPLE[mVp-p] | 0 to +50C *2 | 240max |
| | | -10 - 0C *2 | 320max |
| | RIPPLE NOISE[mVp-p] | 0 to +50C *2 | 680max |
| | | -10 - 0C *2 | 720max |
| | TEMPERATURE REGULATION[mV] | -10 to +50C | 600max |
| | DRIFT[mV] | *5 | 100max |
| START-UP TIME[ms] | 800max (ACIN 240V, Io=100%) | | |
| HOLD-UP TIME[ms] | 10typ (ACIN 240V, Io=100%) | | |
| OUTPUT VOLTAGE ADJUSTMENT RANGE[V] | 21.6 - 26.4 | | |
| PROTECTION CIRCUIT AND OTHERS | OVERCURRENT PROTECTION | Works over 105% of peak current and recovers automatically | |
| | OVERVOLTAGE PROTECTION | Works at 115 - 140% of rating | |
| | OPERATING INDICATION | LED (Green) | |
| ISOLATION | INPUT-OUTPUT | AC3,000V 1minute, Cutoff current = 10mA, DC500V 50MΩ min (At Room Temperature) | |
| | INPUT-FG | AC2,000V 1minute, Cutoff current = 10mA, DC500V 50MΩ min (At Room Temperature) | |
| | OUTPUT-FG | AC500V 1minute, Cutoff current = 100mA, DC500V 50MΩ min (At Room Temperature) | |
| ENVIRONMENT | OPERATING TEMP.,HUMID.AND ALTIITUDE | -10 to +70°C, 20 - 90%RH (Non condensing) (Refer to DERATING CURVE), 3,000m (10,000feet) max | |
| | STORAGE TEMP.,HUMID.AND ALTIITUDE | -20 to +75°C, 20 - 90%RH (Non condensing), 9,000m (30,000feet) max | |
| | VIBRATION | *3 10 - 55Hz, 19.6m/s ² (2G), 3minutes period, 60minutes each along X, Y and Z axis | |
| | IMPACT | *3 196.1m/s ² (20G), 11ms, once each X, Y and Z axis | |
| SAFETY AND NOISE REGULATIONS | AGENCY APPROVALS | UL60950-1, C-UL, EN60950-1, EN50178 | |
| | CONDUCTED NOISE | Complies with FCC-A, CISPR11-A, EN55011-A | |
| OTHERS | CASE SIZE/WEIGHT | *4 65 X 125 X 124mm (W X H X D) / 750g max | |
| | COOLING METHOD | Convection | |

*1 Peak current for 150ms in a 30seconds period is acceptable.
 *2 In case of rated input/output(ACIN240-480V/3.1A), either the 20MHz oscilloscope or the ripple noise meter(equivalent to Keisokugiken:RM101) is used.
 *3 Option with DIN rail attachment(N1) is only for direction X(REFER to sec4.2 in manual).
 *4 Depth of power supply is 132mm with DIN rail attachment.
 *5 Drift is the change in DC output for an eight hour period after a half-hour warm-up at 25°C, with the input voltage held constant at the rated input/output.
 *6 Please contact us about safety approvals for the model with option.

External view



Performance data

■ STATIC CHARACTERISTICS



■ RISE TIME & FALL TIME



■ OVERCURRENT CHARACTERISTICS



■ INRUSH CURRENT



FCA200F

FCA 200 F -24 -□

① ② ③ ④ ⑤

FCA



RoHS



- ① Series name
- ② Output wattage
- ③ Universal input
- ④ Output voltage
- ⑤ Optional *6
N1:with DIN rail attachment

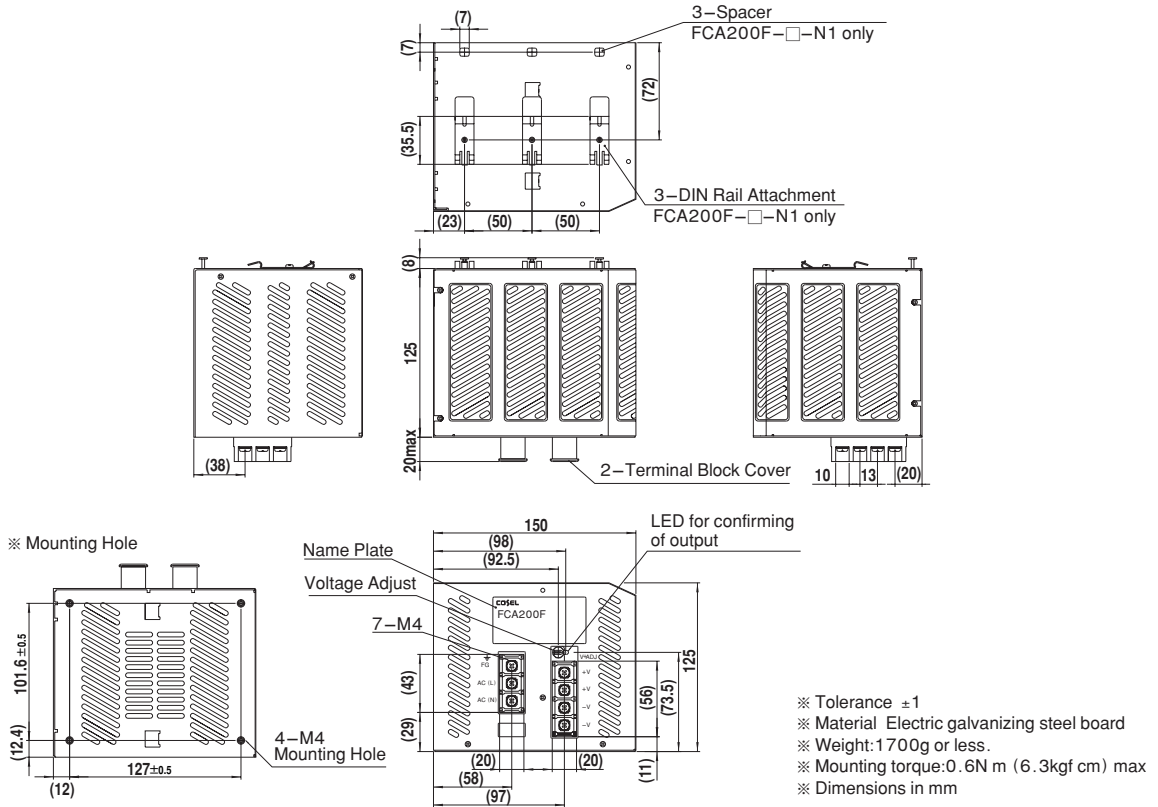
| | |
|-----------------------|--------------------|
| MODEL | FCA200F-24 |
| MAX OUTPUT WATTAGE[W] | 200 (Peak 1,008) |
| DC OUTPUT | 24V 8.4 (Peak 42)A |

SPECIFICATIONS

| | MODEL | FCA200F-24 | |
|------------------------------------|-------------------------------------|--|-----------------------------|
| INPUT | VOLTAGE[V] | AC187 - 528 1 φ or DC265 - 530 | |
| | CURRENT[A] | ACIN 240V | 1.10typ |
| | | ACIN 480V | 0.55typ |
| | FREQUENCY[Hz] | 50/60 (47 - 63) | |
| | EFFICIENCY[%] | ACIN 240V | 81typ |
| | | ACIN 480V | 81typ |
| | POWER FACTOR | ACIN 240V | 0.98typ |
| | | ACIN 480V | 0.93typ |
| INRUSH CURRENT[A] | ACIN 240V | 25typ (At cold start) (At Room Temperature) | |
| | ACIN 480V | 50typ (At cold start) (At Room Temperature) | |
| LEAKAGE CURRENT[ma] | | 1.5max (60Hz, According to IEC60950) | |
| OUTPUT | VOLTAGE[V] | 24 | |
| | CURRENT[A] | *1 8.4 (Peak 42) | |
| | LINE REGULATION[mV] | 96max | |
| | LOAD REGULATION[mV] | 0 - 8.4A 150max | |
| | RIPPLE[mVp-p] | 0 to +50°C *2 | 240max |
| | | -10 - 0°C *2 | 320max |
| | RIPPLE NOISE[mVp-p] | 0 to +50°C *2 | 680max |
| | | -10 - 0°C *2 | 720max |
| | TEMPERATURE REGULATION[mV] | -10 to +50°C | 600max |
| | DRIFT[mV] | *5 | 100max |
| | START-UP TIME[ms] | | 800max (ACIN 240V, Io=100%) |
| HOLD-UP TIME[ms] | | 100typ (ACIN 240V, Io=100%) | |
| OUTPUT VOLTAGE ADJUSTMENT RANGE[V] | | 21.6 - 26.4 | |
| PROTECTION CIRCUIT AND OTHERS | OVERCURRENT PROTECTION | Works over 105% of peak current and recovers automatically | |
| | OVERVOLTAGE PROTECTION | Works at 115 - 140% of rating | |
| | OPERATING INDICATION | LED (Green) | |
| ISOLATION | INPUT-OUTPUT | AC3,000V 1minute, Cutoff current = 10mA, DC500V 50MΩ min (At Room Temperature) | |
| | INPUT-FG | AC2,000V 1minute, Cutoff current = 10mA, DC500V 50MΩ min (At Room Temperature) | |
| | OUTPUT-FG | AC500V 1minute, Cutoff current = 100mA, DC500V 50MΩ min (At Room Temperature) | |
| ENVIRONMENT | OPERATING TEMP.,HUMID.AND ALTTITUDE | -10 to +60°C, 20 - 90%RH (Non condensing) (Refer to DERATING CURVE), 3,000m (10,000feet) max | |
| | STORAGE TEMP.,HUMID.AND ALTTITUDE | -20 to +75°C, 20 - 90%RH (Non condensing), 9,000m (30,000feet) max | |
| | VIBRATION | *3 10 - 55Hz, 19.6m/s ² (2G), 3minutes period, 60minutes each along X, Y and Z axis | |
| | IMPACT | *3 196.1m/s ² (20G), 11ms, once each X, Y and Z axis | |
| SAFETY AND NOISE REGULATIONS | AGENCY APPROVALS | UL60950-1, C-UL, EN60950-1 | |
| | CONDUCTED NOISE | Complies with FCC-A, CISPR11-A, EN55011-A | |
| OTHERS | CASE SIZE/WEIGHT | *4 150 X 125 X 125mm (W X H X D) / 1,700g max | |
| | COOLING METHOD | Convection | |

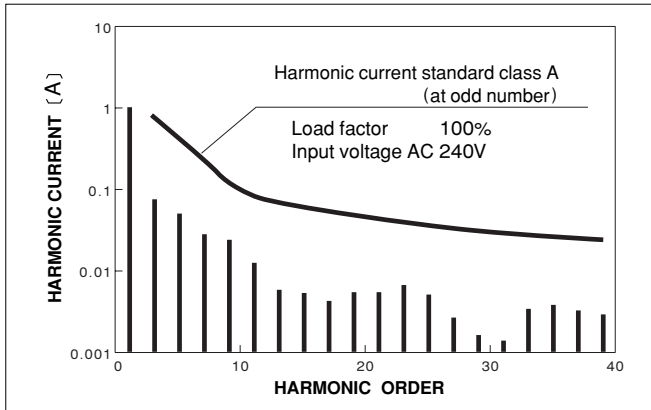
*1 Peak current for 50ms in a 30seconds period is acceptable.
 *2 In case of rated input/output(ACIN240-480V/8.4A), either the 20MHz oscilloscope or the ripple noise meter(equivalent to Keisokugiken:RM101) is used.
 *3 Option with DIN rail attachment(N1) is only for direction X(refer to sec4.2 in manual).
 *4 Depth of power supply is 133mm with DIN rail attachment.
 *5 Drift is the change in DC output for an eight hour period after a half-hour warm-up at 25°C, with the input voltage held constant at the rated input/output.
 *6 Please contact us about safety approvals for the model with option.

External view

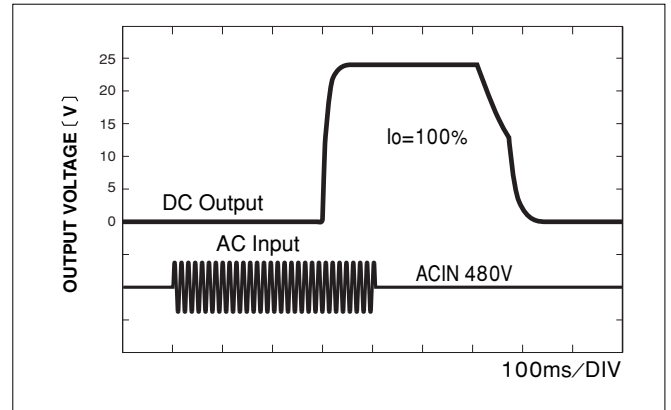


Performance data

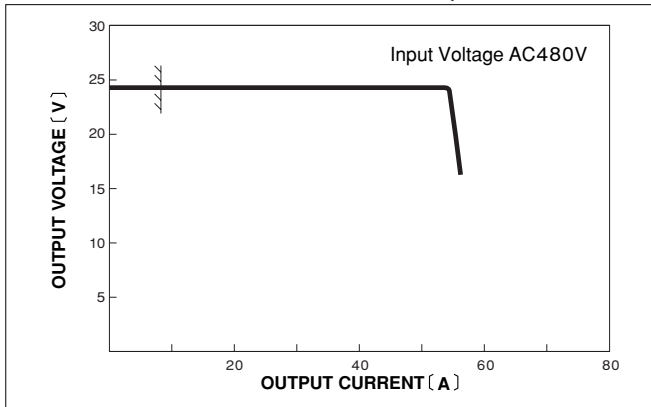
INPUT HARMONIC CURRENT (FCA200F-24)



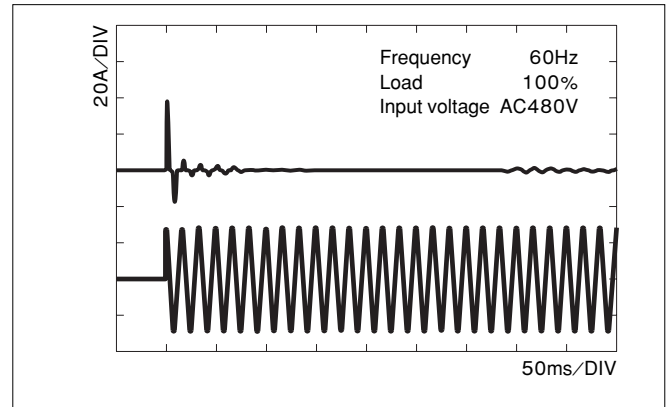
RISE TIME & FALL TIME (FCA200F-24)



OVERCURRENT CHARACTERISTICS (FCA200F-24)



INRUSH CURRENT (FCA200F-24)



Mouser Electronics

Authorized Distributor

Click to View Pricing, Inventory, Delivery & Lifecycle Information:

Cosel:

[FCA200F-24](#) [FCA200F-24-C](#) [FCA200F-24-CN1](#) [FCA200F-24-N1](#) [FCA50F-24-C](#) [FCA50F-24-CN1](#) [FCA50F-24-N1](#)
[FCA75F-24-C](#) [FCA75F-24-CN1](#) [FCA75F-24](#) [FCA50F-24](#) [FCA75F-24-N1](#)



Компания «ЭлектроПласт» предлагает заключение долгосрочных отношений при поставках импортных электронных компонентов на взаимовыгодных условиях!

Наши преимущества:

- Оперативные поставки широкого спектра электронных компонентов отечественного и импортного производства напрямую от производителей и с крупнейших мировых складов;
- Поставка более 17-ти миллионов наименований электронных компонентов;
- Поставка сложных, дефицитных, либо снятых с производства позиций;
- Оперативные сроки поставки под заказ (от 5 рабочих дней);
- Экспресс доставка в любую точку России;
- Техническая поддержка проекта, помощь в подборе аналогов, поставка прототипов;
- Система менеджмента качества сертифицирована по Международному стандарту ISO 9001;
- Лицензия ФСБ на осуществление работ с использованием сведений, составляющих государственную тайну;
- Поставка специализированных компонентов (Xilinx, Altera, Analog Devices, Intersil, Interpoint, Microsemi, Aeroflex, Peregrine, Syfer, Eurofarad, Texas Instrument, Miteq, Cobham, E2V, MA-COM, Hittite, Mini-Circuits, General Dynamics и др.);

Помимо этого, одним из направлений компании «ЭлектроПласт» является направление «Источники питания». Мы предлагаем Вам помощь Конструкторского отдела:

- Подбор оптимального решения, техническое обоснование при выборе компонента;
- Подбор аналогов;
- Консультации по применению компонента;
- Поставка образцов и прототипов;
- Техническая поддержка проекта;
- Защита от снятия компонента с производства.



Как с нами связаться

Телефон: 8 (812) 309 58 32 (многоканальный)

Факс: 8 (812) 320-02-42

Электронная почта: org@eplast1.ru

Адрес: 198099, г. Санкт-Петербург, ул. Калинина, дом 2, корпус 4, литера А.