

MDA

1/4" x 1 1/4" Time-delay ceramic tube fuses



Product features

- Time-delay
- Optional axial leads available
- 1/4" x 1-1/4" (6.35 x 31.75 mm) physical size
- Ceramic tube, nickel-plated brass endcap construction
- UL Listed product meets standard 248-14

Agency information

- UL Listed Card: MDA 1/4 - 20 A (Guide JDYX, File E19180)
- UL Recognized Card: MDA 25 - 30 A (Guide JDYX2, File E19180)
- CSA Certification Card: MDA 1/4 - 20 A (Class No. 1422-01)
- CSA Component Acceptance: MDA 25-30 A (Class No. 1422-30)

Environmental data

- Shock: 1 A thru 30 A – MIL-STD-202, Method 213, Test Condition J
- Vibration: 1/4 A thru 30 A – MIL-STD-202, Method 204, Test Condition C (Except 5 g, 500 Hz)

Ordering

- Specify packaging, product and option code.

| Electrical Characteristics | | |
|----------------------------|------------|------------------|
| Rated Current | Amp Rating | Opening Time |
| 1/4 - 30 A | 100% | None |
| | 135% | 60 minutes Max. |
| | 200% | 120 seconds Max. |

| Part Number | Voltage Rating | | AC Interrupting Rating* (A) | | DC Interrupting Rating (A) 125 V | Typical DC Cold Resistance** (Ω) | Typical Melting I ² t† AC | Typical Voltage Drop‡ |
|-------------|----------------|-----|-----------------------------|-------|----------------------------------|----------------------------------|--------------------------------------|-----------------------|
| | Vac | Vdc | 250 V | 125 V | | | | |
| | MDA-1/4-R | 250 | - | 35 | | | | |
| MDA-1/2-R | 250 | - | 35 | 10000 | - | 1.78 | 2.53 | 1.42 |
| MDA-3/4-R | 250 | - | 35 | 10000 | - | 0.82 | 8.58 | 1.31 |
| MDA-1-R | 250 | - | 35 | 10000 | - | 0.56 | 12.21 | 1.03 |
| MDA-1-1/2-R | 250 | - | 100 | 10000 | - | 0.2565 | 27.5 | 0.691 |
| MDA-2-R | 250 | - | 100 | 10000 | - | 0.17 | 70.4 | 0.623 |
| MDA-2-1/2-R | 250 | - | 200 | 10000 | - | 0.068 | 31.79 | 0.213 |
| MDA-3-R | 250 | - | 200 | 10000 | - | 0.0525 | 44.99 | 0.182 |
| MDA-4-R | 250 | - | 200 | 10000 | - | 0.03575 | 147.4 | 0.162 |
| MDA-5-R | 250 | - | 200 | 10000 | - | 0.0256 | 380.49 | 0.145 |
| MDA-6-R | 250 | - | 200 | 10000 | - | 0.02035 | 587.73 | 0.141 |
| MDA-7-R | 250 | - | 200 | 10000 | - | 0.0165 | 638.33 | 0.137 |
| MDA-8-R | 250 | - | 200 | 10000 | - | 0.013 | 1038.4 | 0.134 |
| MDA-10-R | 250 | - | 200 | 10000 | - | 0.00925 | 1620.43 | 0.135 |
| MDA-12-R | 250 | - | 750 | 10000 | - | 0.00755 | 125.18 | 0.128 |
| MDA-15-R | 250 | - | 750 | 10000 | - | 0.00565 | 336.82 | 0.107 |
| MDA-20-R | 250 | 125 | 1500 | 10000 | 10000 | 0.004065 | 483.45 | 0.095 |
| MDA-25-R | 250 | 125 | 1500 | 10000 | 10000 | 0.0031 | 734.69 | 0.105 |
| MDA-30-R | 250 | 125 | 1500 | 10000 | 10000 | 0.002465 | 1096.7 | 0.110 |

* Interrupting Ratings (Measured at 70% - 80% power factor on AC. The interrupting ratings for 25 A, 30 A were measured at 90% - 100% power factor on AC) **

DC Cold Resistance (Measured at <10% of rated current)

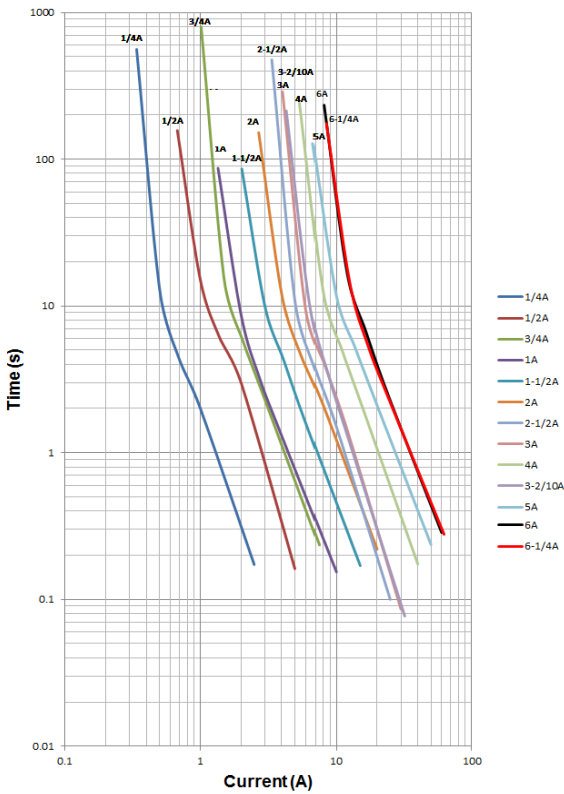
† Typical Melting I²t (A²sec) (I²t was measured at listed interrupting rating and rated voltage)

‡ Typical Voltage Drop (Voltage drop was measured at +25 °C ambient temperature at rated current)

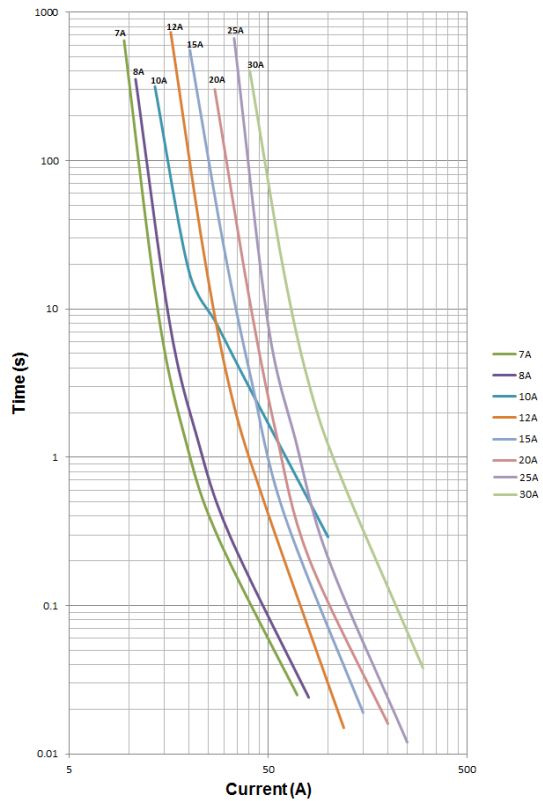


Powering Business Worldwide

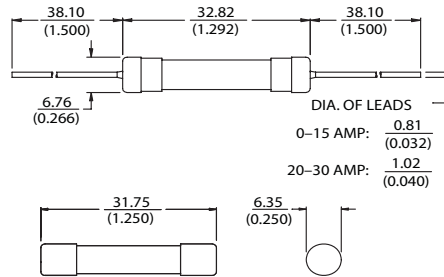
Time-Current Curves (1/4 A - 6 1/4 A)



Time-Current Curves (7 A - 30 A)



Dimensions - mm (in)
Drawing Not to Scale



| Packaging Code | |
|-----------------------|--|
| Packaging Code Prefix | Description |
| BK- | 100 fuses packed into a cardboard carton |

| Option Code | |
|-------------|--|
| Option Code | Description |
| B | Sealed to withstand aqueous cleaning (Board Washable) |
| V | Axial leads - copper tinned wire with nickel plated brass overcaps |

Life Support Policy: Eaton does not authorize the use of any of its products for use in life support devices or systems without the express written approval of an officer of the Company. Life support systems are devices which support or sustain life, and whose failure to perform, when properly used in accordance with instructions for use provided in the labeling, can be reasonably expected to result in significant injury to the user.

Eaton reserves the right, without notice, to change design or construction of any products and to discontinue or limit distribution of any products. Eaton also reserves the right to change or update, without notice, any technical information contained in this bulletin.

Eaton
Electronics Division
 1000 Eaton Boulevard
 Cleveland, OH 44122
 United States
www.eaton.com/electronics

© 2017 Eaton
 All Rights Reserved
 Printed in USA
 Publication No. 2002 BU-SB11875
 July 2017



Компания «ЭлектроПласт» предлагает заключение долгосрочных отношений при поставках импортных электронных компонентов на взаимовыгодных условиях!

Наши преимущества:

- Оперативные поставки широкого спектра электронных компонентов отечественного и импортного производства напрямую от производителей и с крупнейших мировых складов;
- Поставка более 17-ти миллионов наименований электронных компонентов;
- Поставка сложных, дефицитных, либо снятых с производства позиций;
- Оперативные сроки поставки под заказ (от 5 рабочих дней);
- Экспресс доставка в любую точку России;
- Техническая поддержка проекта, помощь в подборе аналогов, поставка прототипов;
- Система менеджмента качества сертифицирована по Международному стандарту ISO 9001;
- Лицензия ФСБ на осуществление работ с использованием сведений, составляющих государственную тайну;
- Поставка специализированных компонентов (Xilinx, Altera, Analog Devices, Intersil, Interpoint, Microsemi, Aeroflex, Peregrine, Syfer, Eurofarad, Texas Instrument, Miteq, Cobham, E2V, MA-COM, Hittite, Mini-Circuits, General Dynamics и др.);

Помимо этого, одним из направлений компании «ЭлектроПласт» является направление «Источники питания». Мы предлагаем Вам помощь Конструкторского отдела:

- Подбор оптимального решения, техническое обоснование при выборе компонента;
- Подбор аналогов;
- Консультации по применению компонента;
- Поставка образцов и прототипов;
- Техническая поддержка проекта;
- Защита от снятия компонента с производства.



Как с нами связаться

Телефон: 8 (812) 309 58 32 (многоканальный)

Факс: 8 (812) 320-02-42

Электронная почта: org@eplast1.ru

Адрес: 198099, г. Санкт-Петербург, ул. Калинина, дом 2, корпус 4, литера А.