

## PCB terminal block - PTSM 0,5/ 4-2,5-H SMD R24 - 1702474

Please be informed that the data shown in this PDF Document is generated from our Online Catalog. Please find the complete data in the user's documentation. Our General Terms of Use for Downloads are valid (<http://phoenixcontact.com/download>)

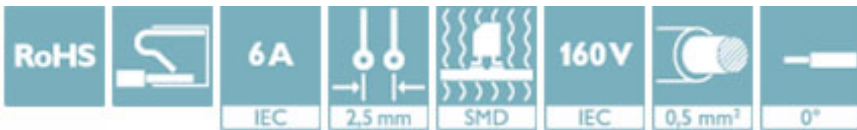


PCB terminal block, nominal current: 6 A, nom. voltage: 160 V, pitch: 2.5 mm, number of positions: 4, connection method: Push-in spring connection, mounting: SMD soldering, conductor/PCB connection direction: 0 °, color: black


The figure shows the 3-pos. version

### Your advantages

- ✓ Time saving push-in connection, tools not required
- ✓ Defined contact force ensures that contact remains stable over the long term
- ✓ High current carrying capacity of 6 A in very compact dimensions
- ✓ Designed for integration into the SMT soldering process
- ✓ Additional solder anchors reduce the mechanical strain on the soldering spots



### Key Commercial Data

Packing unit	770 pc
Minimum order quantity	770 pc
GTIN	 4 046356 592314
GTIN	4046356592314

### Technical data

#### Item properties

Brief article description	PCB terminal block
Range of articles	PTSM 0,5/..-H-SMD
Pitch	2.5 mm
Number of positions	4
Connection method	Push-in spring connection
Mounting type	SMD soldering
Pin layout	Linear pad geometry
Number of levels	1

#### Electrical parameters

# PCB terminal block - PTSM 0,5/ 4-2,5-H SMD R24 - 1702474

## Technical data

### Electrical parameters

Rated current	6 A
Rated insulation voltage (III/2)	160 V
Rated surge voltage (III/2)	2.5 kV

### Connection capacity

Conductor cross section solid	0.14 mm <sup>2</sup> ... 0.5 mm <sup>2</sup>
Conductor cross section flexible	0.2 mm <sup>2</sup> ... 0.5 mm <sup>2</sup>
Conductor cross section AWG / kcmil	26 ... 20
Conductor cross section flexible, with ferrule without plastic sleeve	0.25 mm <sup>2</sup> ... 0.5 mm <sup>2</sup>
Stripping length	6 mm

### Material data - contact

Note	WEEE/RoHS-compliant, free of whiskers according to IEC 60068-2-82/ JEDEC JESD 201
Contact material	Cu alloy
Surface characteristics	hot-dip tin-plated
Metal surface terminal point (top layer)	Tin (4 - 8 µm Sn)
Metal surface soldering area (top layer)	Tin (4 - 8 µm Sn)

### Material data - housing

Insulating material	LCP
Insulating material group	IIIa
CTI according to IEC 60112	175
Flammability rating according to UL 94	V0

### Dimensions for the product

Caption	Schematic representation – for additional information, see product range drawing in the Download Center
Length [ l ]	9 mm
Width [ w ]	12.6 mm
Height [ h ]	5.12 mm
Pitch	2.5 mm
Height (without solder pin)	5.12 mm
Pin spacing	2.5 mm
Dimension a	7.5 mm

### Dimensions for PCB design

Pin spacing	2.5 mm
-------------	--------

### Packaging information

Type of packaging	packed in cardboard
Pieces per package	770
Denomination packing units	Pcs.
[W] tape width	24 mm
[A] coil diameter	330 mm

# PCB terminal block - PTSM 0,5/ 4-2,5-H SMD R24 - 1702474

## Technical data

### Packaging information

[W2] coil overall dimension	30.4 mm
Outer packaging type	Transparent-Bag

### Processing notes

Process	Reflow soldering
Specification	Following IPC/JEDEC J-STD-020D.1:2008-03
	Following IEC 60068-2-58:2005-02
Moisture Sensitive Level	MSL 1
Classification temperature T <sub>c</sub>	260 °C
Solder cycles in the reflow	3

### Ambient conditions

Ambient temperature (storage/transport)	-40 °C ... 70 °C
Ambient temperature (assembly)	-5 °C ... 100 °C
Ambient temperature (operation)	-40 °C

### Termination and connection method

Connection test	IEC 60998-2-2:2002-12
Test result	Test passed

### Pull-out test

Pull-out test	IEC 60998-2-2:2002-12
	Test passed
Conductor cross section / conductor type / tensile force	0.14 mm <sup>2</sup> / solid / > 7 N
	0.14 mm <sup>2</sup> / flexible / > 7 N
	0.2 mm <sup>2</sup> / solid / > 10 N
	0.5 mm <sup>2</sup> / solid / > 30 N
	0.75 mm <sup>2</sup> / flexible / > 35 N

### Mechanical tests according to standard

Test specification	IEC 60998-2-2 (in parts)
--------------------	--------------------------

### Electrical tests

Rated current	6 A
Rated insulation voltage (III/2)	160 V
Rated surge voltage (III/2)	2.5 kV

### Air clearances and creepage distances

Insulating material group	IIIa
Voltage	32 V
Rated insulation voltage (III/3)	32 V
Rated insulation voltage (III/2)	160 V
Rated insulation voltage (II/2)	160 V
Rated surge voltage (III/3)	2.5 kV
Rated surge voltage (III/2)	2.5 kV

# PCB terminal block - PTSM 0,5/ 4-2,5-H SMD R24 - 1702474

## Technical data

### Air clearances and creepage distances

Rated surge voltage (II/2)	2.5 kV
----------------------------	--------

### Current carrying capacity / derating curves

Specification	IEC 60998-2-2 (in parts)
---------------	--------------------------

### Vibration test

Resistance to ageing, to humidity conditions, to ingress of solid objects and to harmful ingress of water	Test passed IEC 60998-1:2002-12 168 h/100°C 48 h/30 °C/92 %
Test result	Test passed
Test specification	IEC 60998-1:2002-12
Dry heat	168 h/100°C
Humid heat	48 h/30 °C/92 %

### Resistance to ageing, humidity and penetration of solids

Test result	Test passed
Test specification	IEC 60998-1:2002-12
Dry heat	168 h/100°C
Humid heat	48 h/30 °C/92 %

### Standards and Regulations

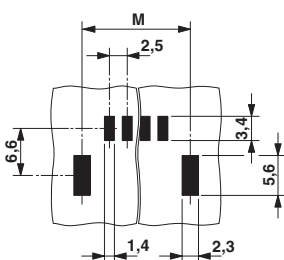
Connection in acc. with standard	EN-VDE
	UL
Flammability rating according to UL 94	V0

### Environmental Product Compliance

China RoHS	Environmentally friendly use period: unlimited = EFUP-e
	No hazardous substances above threshold values

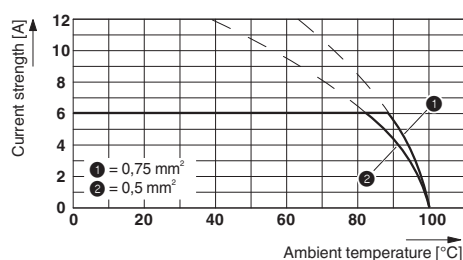
## Drawings

Drilling diagram



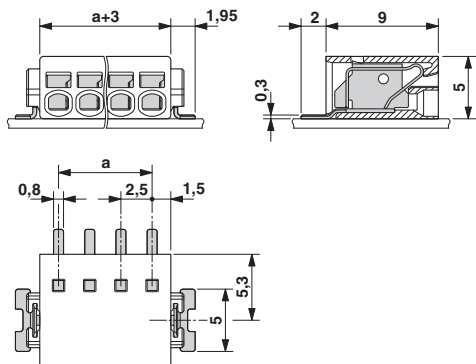
Dimension M: 12.7 mm

Diagram

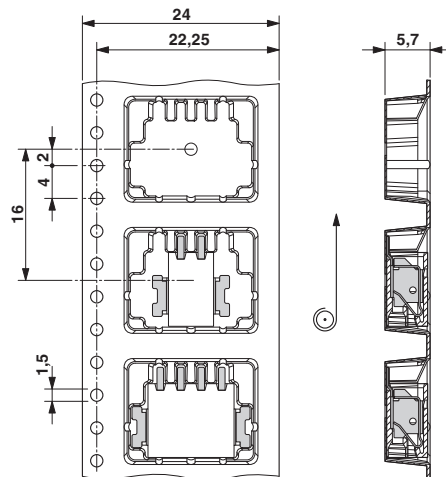


# PCB terminal block - PTSM 0,5/ 4-2,5-H SMD R24 - 1702474

Dimensional drawing



Dimensional drawing



## Approvals

### Approvals

Approvals

UL Recognized / VDE Zeichengenehmigung / EAC / cULus Recognized

Ex Approvals

### Approval details


UL Recognized		<a href="http://database.ul.com/cgi-bin/XYV/template/LISEXT/1FRAME/index.htm">http://database.ul.com/cgi-bin/XYV/template/LISEXT/1FRAME/index.htm</a>	E118976-20130619
		B	
Nominal voltage UN	150 V		
Nominal current IN	5 A		
mm <sup>2</sup> /AWG/kcmil	26-18		

VDE Zeichengenehmigung		<a href="http://www2.vde.com/de/Institut/Online-Service/VDE-gepruefteProdukte/Seiten/Online-Suche.aspx">http://www2.vde.com/de/Institut/Online-Service/VDE-gepruefteProdukte/Seiten/Online-Suche.aspx</a>	40048725
------------------------	--	---	----------

EAC		B.01742
-----	--	---------

## PCB terminal block - PTSM 0,5/ 4-2,5-H SMD R24 - 1702474

### Approvals

cULus Recognized		<a href="http://database.ul.com/cgi-bin/XYV/template/LISEXT/1FRAME/index.htm">http://database.ul.com/cgi-bin/XYV/template/LISEXT/1FRAME/index.htm</a> E60425-20030527
		B
Nominal voltage UN		150 V
Nominal current IN		5 A
mm <sup>2</sup> /AWG/kcmil		26-20

Phoenix Contact 2018 © - all rights reserved  
<http://www.phoenixcontact.com>

PHOENIX CONTACT GmbH & Co. KG  
Flachsmarktstr. 8  
32825 Blomberg  
Germany  
Tel. +49 5235 300  
Fax +49 5235 3 41200  
<http://www.phoenixcontact.com>



Компания «ЭлектроПласт» предлагает заключение долгосрочных отношений при поставках импортных электронных компонентов на взаимовыгодных условиях!

Наши преимущества:

- Оперативные поставки широкого спектра электронных компонентов отечественного и импортного производства напрямую от производителей и с крупнейших мировых складов;
- Поставка более 17-ти миллионов наименований электронных компонентов;
- Поставка сложных, дефицитных, либо снятых с производства позиций;
- Оперативные сроки поставки под заказ (от 5 рабочих дней);
- Экспресс доставка в любую точку России;
- Техническая поддержка проекта, помощь в подборе аналогов, поставка прототипов;
- Система менеджмента качества сертифицирована по Международному стандарту ISO 9001;
- Лицензия ФСБ на осуществление работ с использованием сведений, составляющих государственную тайну;
- Поставка специализированных компонентов (Xilinx, Altera, Analog Devices, Intersil, Interpoint, Microsemi, Aeroflex, Peregrine, Syfer, Eurofarad, Texas Instrument, Miteq, Cobham, E2V, MA-COM, Hittite, Mini-Circuits, General Dynamics и др.);

Помимо этого, одним из направлений компании «ЭлектроПласт» является направление «Источники питания». Мы предлагаем Вам помощь Конструкторского отдела:

- Подбор оптимального решения, техническое обоснование при выборе компонента;
- Подбор аналогов;
- Консультации по применению компонента;
- Поставка образцов и прототипов;
- Техническая поддержка проекта;
- Защита от снятия компонента с производства.



#### Как с нами связаться

**Телефон:** 8 (812) 309 58 32 (многоканальный)

**Факс:** 8 (812) 320-02-42

**Электронная почта:** [org@eplast1.ru](mailto:org@eplast1.ru)

**Адрес:** 198099, г. Санкт-Петербург, ул. Калинина, дом 2, корпус 4, литера А.