SURFACE-MOUNT FUSES
Slow-Blow Chip Fuses

Littelfuse®
Expertise Applied | Answers Delivered

Available in industry standard 1206 and 0603 chip sizes, Littelfuse slow-blow chip fuses help provide overcurrent protection on systems that experience large and frequent current surges as part of their normal operation.

The slow-blow chip fuse's monolithic, multilayer design helps provide some of the highest current ratings available in the 1206 and 0603 footprints and enhances high-temperature performance in a wide range of circuit protection designs. The devices' small size, high reliability and strong arc suppression characteristics make them suitable for overcurrent protection of power supplies, capacitor filter banks, Liquid Crystal Display (LCD) backlight inverters, electric motors and portable electronics.



BENEFITS

- Time-delayed design prevents nuisance openings in pulsed and high inrush current applications
- Small size with high-current ratings
- Strong arc suppression characteristics

FEATURES

- Lead-free materials and RoHS compliant
- Halogen free
  (refers to: Br≥900ppm, Cl≥900ppm, Br+Cl≥1500ppm)
- Monolithic multilayer design
- High-temperature performance
- -55°C to +125°C operating temperature range

APPLICATIONS

- Small motors systems
- Portable electronics
- Input power ports
- Power over Ethernet (PoE)
- Test equipment
- POL converter protection
- Computer drives
- Displays
- Printers

Specifications subject to change without notice. ©2018 Littelfuse, Inc.

Surface Mount Fuses
Slow-Blow Chip Fuses

Table FS1 — Clear Time Characteristics

0603SFS Series

% of Rated Current	Clear Time at 25°C	
100%	4 hrs (min)	—
200%	1 s (min)	120 s (max)
300%	0.1 s (min)	3 s (max)
800% (1.0A-1.5A)	0.0005 s (min)	0.05 s (max)
800% (2.0A-5.0A)	0.001 s (min)	0.05 s (max)

1206SFS Series

% of Rated Current	Clear Time at 25°C	
100%	4 hrs (min)	—
200%	1 s (min)	120 s (max)
300%	0.1 s (min)	3 s (max)
800% (1.0A-1.5A)	0.0016 s (min)	0.05 s (max)
800% (2.0A-8.0A)	0.002 s (min)	0.05 s (max)

Table FS2 — Typical Electrical Characteristics, Dimensions and Recommended Pad Layout

0603 (1608 mm) Slow-Blow Chip Fuses

Shape and Dimensions in (mm)

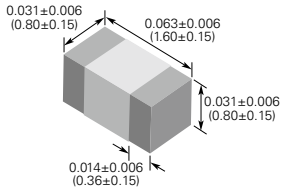

Recommended Pad Layout in (mm)

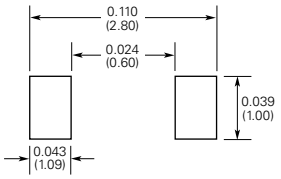

Part Number	Typical Electrical Characteristics: Rated Current (A)	Nominal Cold DCR (Ω)*	Nominal I²t (A²sec)†	Max Interrupt Ratings: Voltage (V_{DC})	Current (A)
0603SFS100F/32	1.0	0.200	0.093	32	50
0603SFS150F/32	1.5	0.100	0.18	32	50
0603SFS200F/32	2.0	0.052	0.32	32	50
0603SFS250F/32	2.5	0.041	0.63	32	50
0603SFS300F/32	3.0	0.031	0.87	32	50
0603SFS350F/32	3.5	0.021	1.20	32	50
0603SFS400F/32	4.0	0.017	2.30	32	50
0603SFS450F/32	4.5	0.015	2.70	32	50
0603SFS500F/32	5.0	0.013	3.20	32	50
PSR-27781	6.0	0.010	4.00	32	80
PSR-27893	7.0	0.008	5.00	32	80
PSR-28024	8.0	0.006	7.00	32	80

1206 (3216 mm) Slow-Blow Chip Fuses

Shape and Dimensions in (mm)

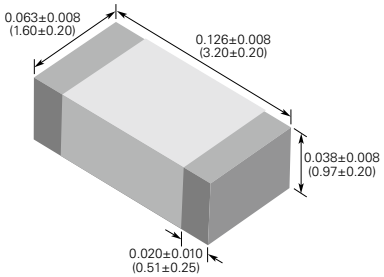

Recommended Pad Layout in (mm)

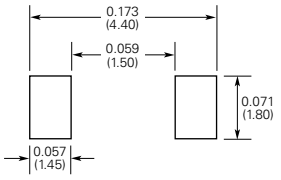

Part Number	Typical Electrical Characteristics: Rated Current (A)	Nominal Cold DCR (Ω)*	Nominal I²t (A²sec)†	Max Interrupt Ratings: Voltage (V_{DC})	Current (A)
1206SFS100F/63	1.0	0.360	0.11	63	50
1206SFS125F/63	1.25	0.200	0.22	63	50
1206SFS150F/63	1.5	0.150	0.23	63	50
1206SFS200F/63	2.0	0.088	0.63	63	50
1206SFS250F/32	2.5	0.065	0.90	32	50
1206SFS300F/32	3.0	0.034	1.20	32	50
1206SFS350F/32	3.5	0.028	1.60	32	50
1206SFS400F/32	4.0	0.024	2.20	32	50
1206SFS450F/32	4.5	0.020	3.60	32	50
1206SFS500F/32	5.0	0.016	5.30	32	50
1206SFS550F/24	5.5	0.014	6.40	24	50
1206SFS600F/24	6.0	0.011	8.50	24	60
1206SFS700F/24	7.0	0.010	10.00	24	60
1206SFS800F/24	8.0	0.009	16.90	24	60

* Measured at ≤10% of rated current and 25°C ambient temperature.

† Melting I²t at 0.001 sec clear time.

Specifications subject to change without notice. ©2018 Littelfuse, Inc.

Figures FS1-FS6 — Family Performance Curves

Figure FS1

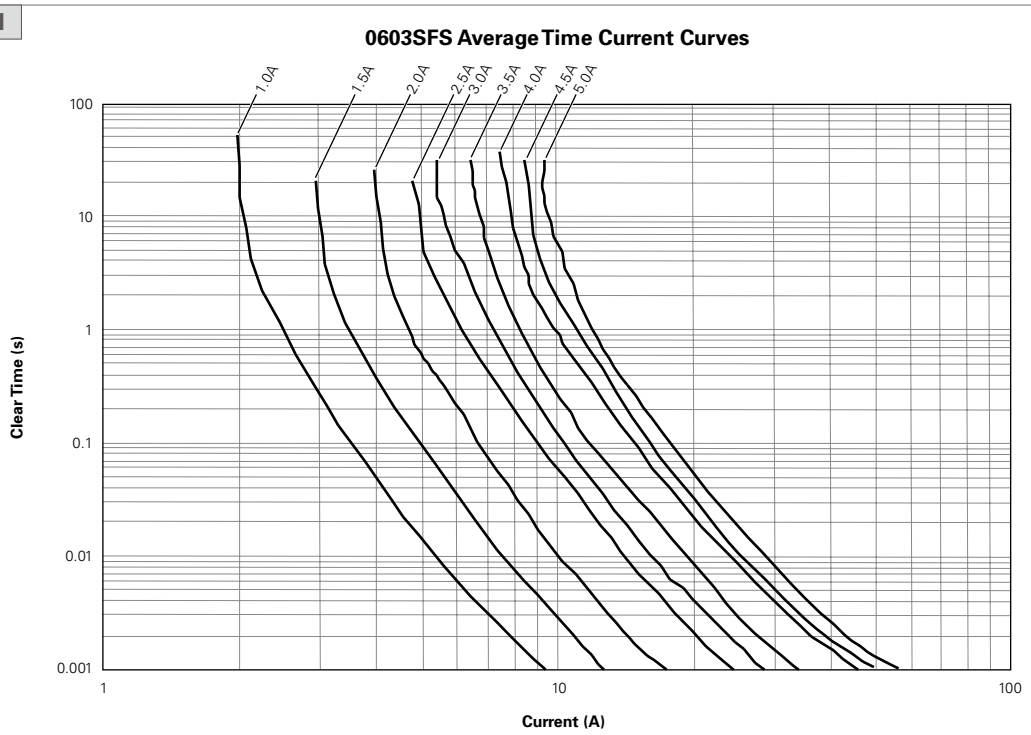

Figure FS2

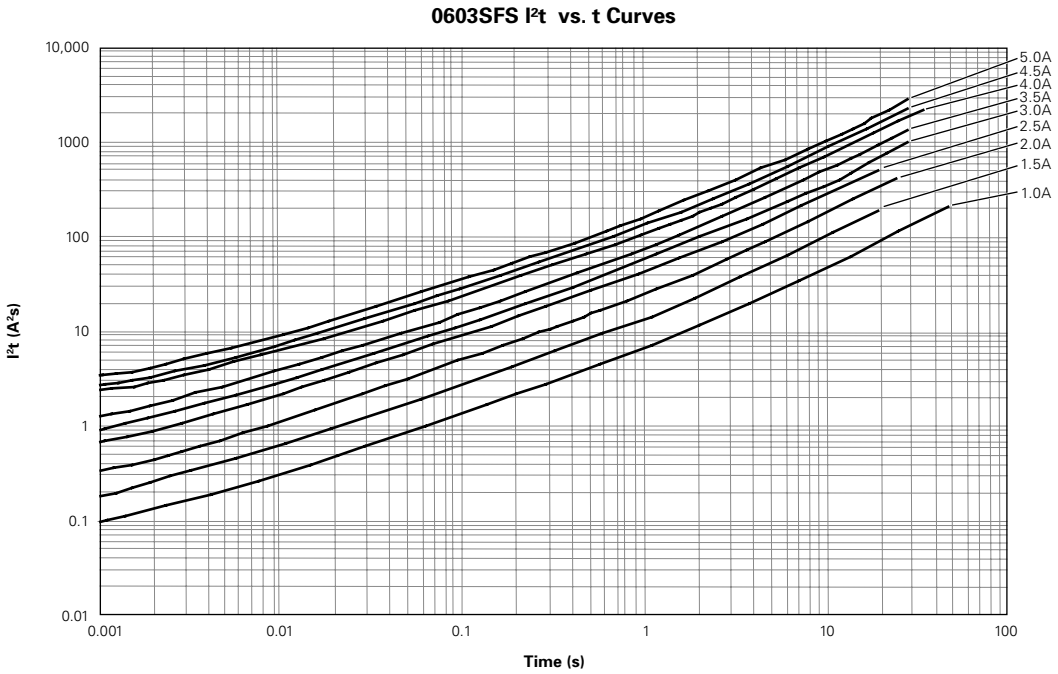

Note: Curves are nominal.

Specifications subject to change without notice. ©2018 Littelfuse, Inc.

Figures FS1-FS6 — Family Performance Curves (Cont'd)

Figure FS3

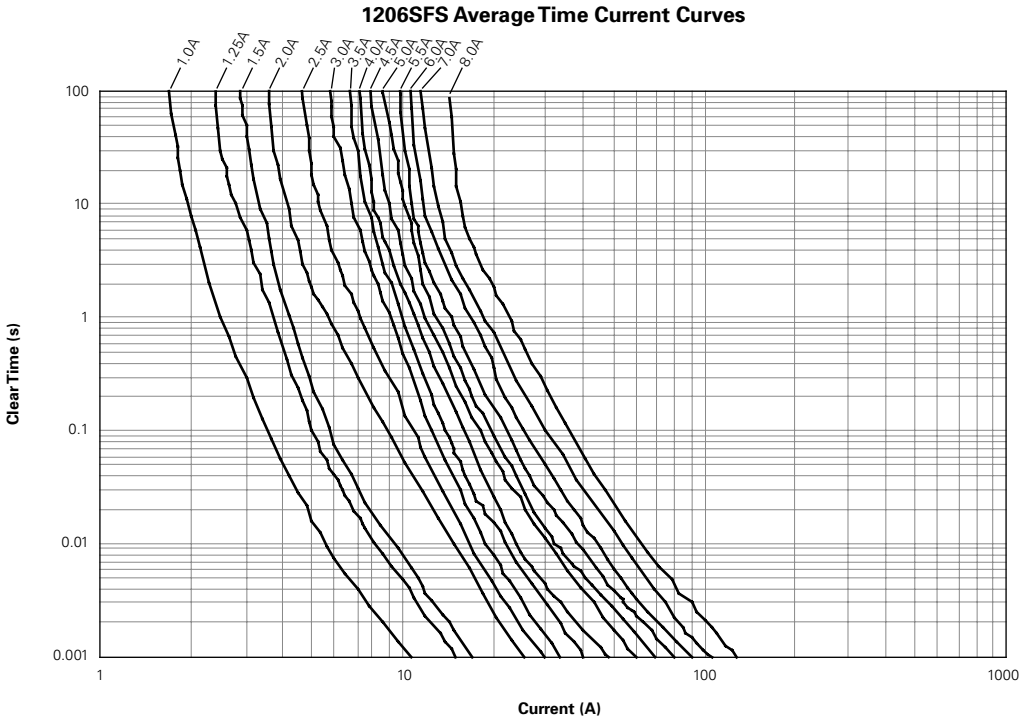

Figure FS4

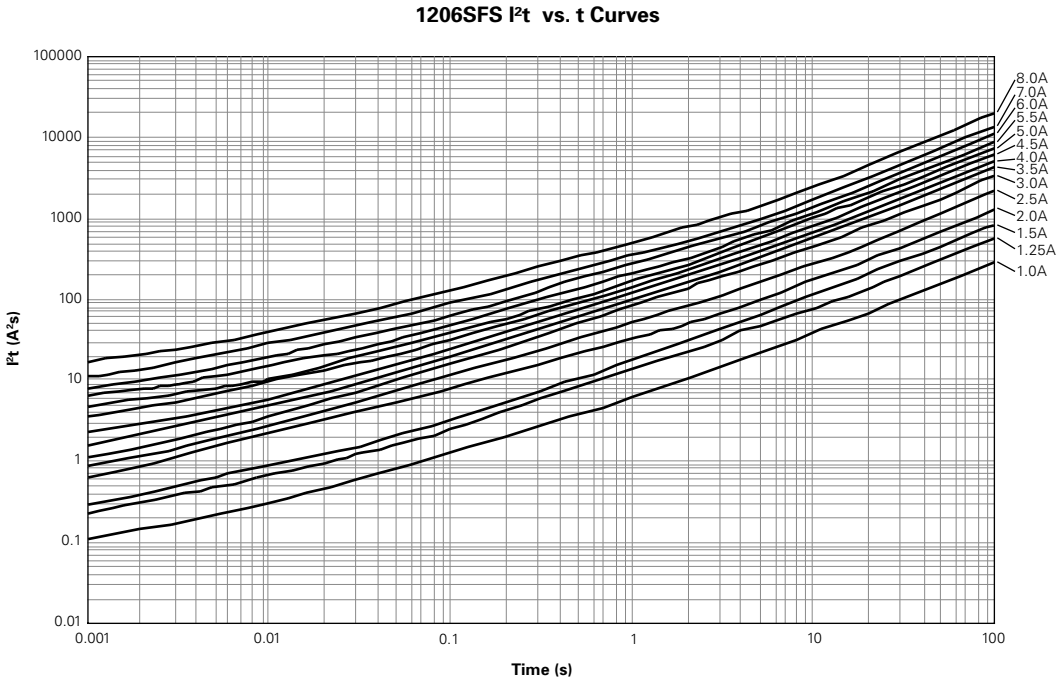

Note: Curves are nominal.

➔ **Please go to page 108 for more information about Slow-Blow Chip Fuses.**

Specifications subject to change without notice. ©2018 Littelfuse, Inc.

Figures FS1-FS6 — Family Performance Curves (Cont'd)

Figure FS5

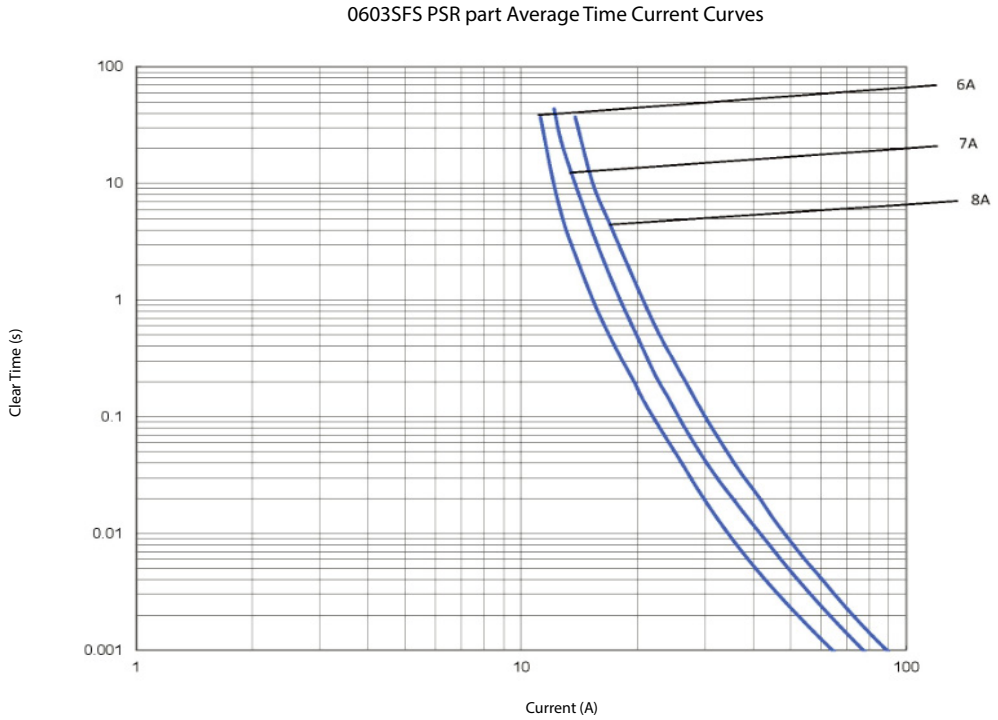

Figure FS6

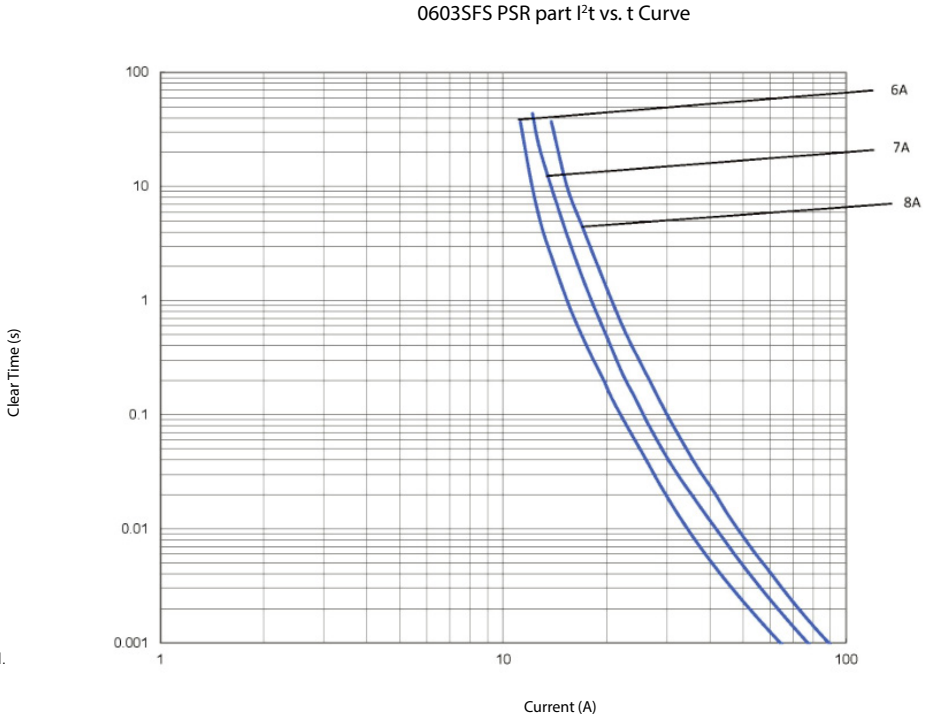

Note: Curves are nominal.

Notice: Littelfuse products are not designed for, and shall not be used for, any purpose (including, without limitation, automotive, military, aerospace, medical, life-saving, life-sustaining or nuclear facility applications, devices intended for surgical implant into the body, or any other application in which the failure or lack of desired operation of the product may result in personal injury, death, or property damage) other than those expressly set forth in applicable Littelfuse product documentation. Warranties granted by Littelfuse shall be deemed void for products used for any purpose not expressly set forth in applicable Littelfuse documentation. Littelfuse shall not be liable for any claims or damages arising out of products used in applications not expressly intended by Littelfuse as set forth in applicable Littelfuse documentation. The sale and use of Littelfuse products is subject to Littelfuse Terms and Conditions of Sale, unless otherwise agreed by Littelfuse.

Компания «ЭлектроПласт» предлагает заключение долгосрочных отношений при поставках импортных электронных компонентов на взаимовыгодных условиях!

Наши преимущества:

- Оперативные поставки широкого спектра электронных компонентов отечественного и импортного производства напрямую от производителей и с крупнейших мировых складов;
- Поставка более 17-ти миллионов наименований электронных компонентов;
- Поставка сложных, дефицитных, либо снятых с производства позиций;
- Оперативные сроки поставки под заказ (от 5 рабочих дней);
- Экспресс доставка в любую точку России;
- Техническая поддержка проекта, помощь в подборе аналогов, поставка прототипов;
- Система менеджмента качества сертифицирована по Международному стандарту ISO 9001;
- Лицензия ФСБ на осуществление работ с использованием сведений, составляющих государственную тайну;
- Поставка специализированных компонентов (Xilinx, Altera, Analog Devices, Intersil, Interpoint, Microsemi, Aeroflex, Peregrine, Syfer, Eurofarad, Texas Instrument, Miteq, Cobham, E2V, MA-COM, Hittite, Mini-Circuits,General Dynamics и др.);

Помимо этого, одним из направлений компании «ЭлектроПласт» является направление «Источники питания». Мы предлагаем Вам помощь Конструкторского отдела:

- Подбор оптимального решения, техническое обоснование при выборе компонента;
- Подбор аналогов;
- Консультации по применению компонента;
- Поставка образцов и прототипов;
- Техническая поддержка проекта;
- Защита от снятия компонента с производства.

Как с нами связаться

Телефон: 8 (812) 309 58 32 (многоканальный)
Факс: 8 (812) 320-02-42
Электронная почта: org@eplast1.ru
Адрес: 198099, г. Санкт-Петербург, ул. Калинина, дом 2, корпус 4, литера А.