


Molded, Dual-In-Line Resistor Networks



Actual Size

Vishay Thin Film offers two standard circuits in a 14 and 16 pin molded dual-in-line over a 100 Ω to 100 kΩ resistance range. The networks feature ratio tolerance to 0.05 % with a TCR tracking of 5 ppm/°C.

FEATURES

- Lead (Pb)-free available
- Standard Rugged, molded case construction (14 and 16 Pin)
- Highly stable thin film (500 ppm at + 70 °C at 2000 hours)
- Low temperature coefficient (± 25 ppm/°C)
- Compatible with automatic insertion equipment
- Standard isolated pin one common schematic

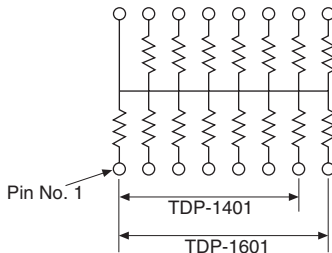


TYPICAL PERFORMANCE

	ABS	TRACKING
TCR	25	5
	ABS	RATIO
TOL	0.1	0.05

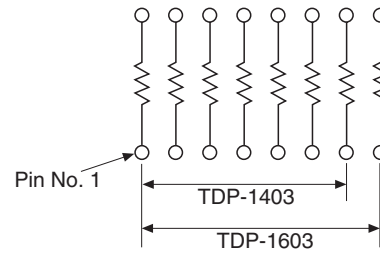
SCHEMATIC

Schematic TDP01



Models: TDP1401 and TDP1601
13 or 15 resistors with one pin common

Schematic TDP03



Models: TDP1403 and TDP1603
7 or 8 isolated resistors

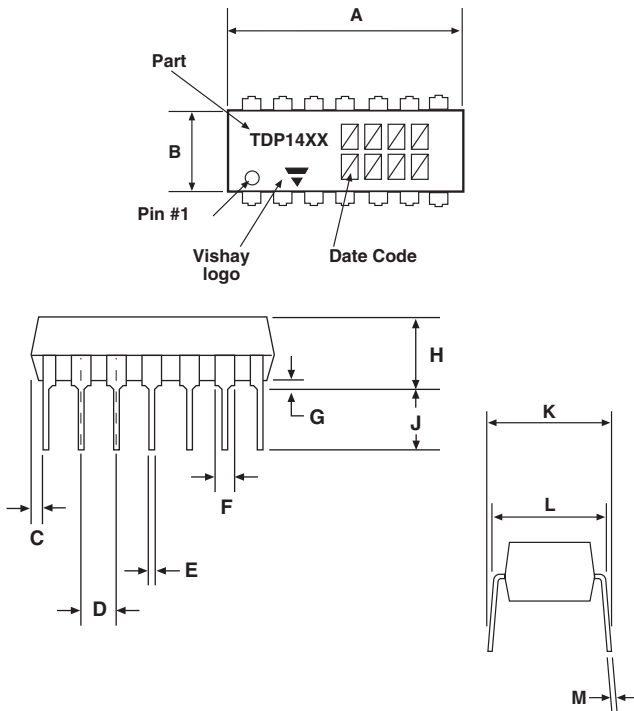
THROUGH HOLE NETWORKS

STANDARD ELECTRICAL SPECIFICATIONS

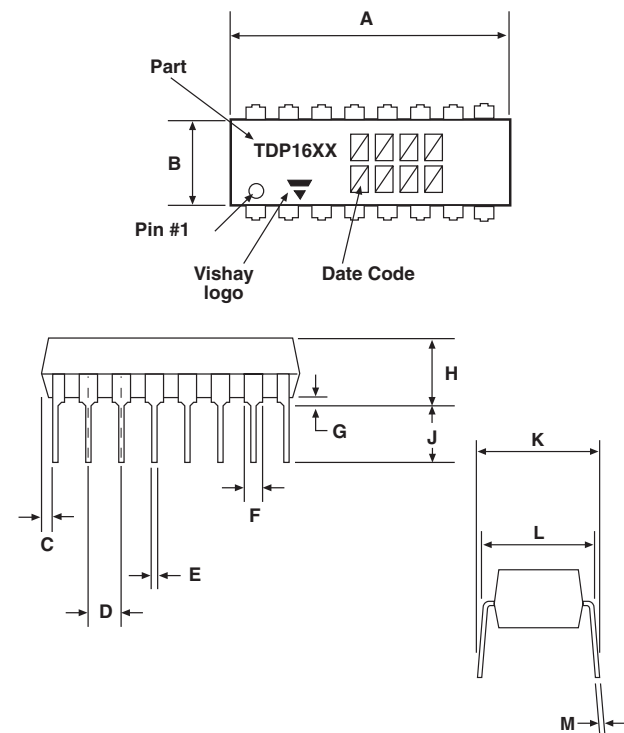
TEST	SPECIFICATIONS	CONDITIONS
Schematic	TDP01, TDP03	
Resistance Range	100 Ω to 100 kΩ	
TCR:	Ratio	± 5 ppm/°C
	Absolute	± 25 ppm/°C
Tolerance:	Ratio	± 0.05 % to ± 0.5 %
	Absolute	± 0.1 %
Power Rating:	Resistor	01 Circuit = 0.05 W/resistor 03 Circuit = 0.10 W/resistor
	Package	0.8 W/package
Stability:	ΔR Absolute	500 ppm
	ΔR Ratio	150 ppm
Voltage Coefficient	< 1 ppm/V typical	
Working Voltage	100 V	
Operating Temperature Range	- 55 °C to + 125 °C	
Storage Temperature Range	- 55 °C to + 150 °C	
Noise	< - 30 dB	
Thermal EMF	0.08 μ V/°C	
Shelf Life Stability:	Absolute	100 ppm
	Ratio	20 ppm
		1 year at + 25 °C
		1 year at + 25 °C

* Pb containing terminations are not RoHS compliant, exemptions may apply

DIMENSIONS AND IMPRINTING in inches and millimeters



DIMENSION	INCHES	MM
A	0.755	19.18
B	0.250	6.35
C	0.075	1.91
D	0.100	2.54
E	0.018	0.46
F	0.060	1.52
G	0.025	0.64
H	0.190	4.83
J	0.130	3.30
K	0.320	8.13
L	0.310	7.87
M	0.010	0.25



DIMENSION	INCHES	MM
A	0.755	19.18
B	0.250	6.35
C	0.025	0.64
D	0.100	2.54
E	0.018	0.46
F	0.060	1.52
G	0.025	0.64
H	0.190	4.83
J	0.130	3.30
K	0.320	8.13
L	0.310	7.87
M	0.010	0.25



MECHANICAL SPECIFICATIONS	
Resistive Element	Passivated Nichrome
Substrate Material	Silicon or Alumina
Body	Molded Epoxy
Terminals	Copper Alloy #42
Plating	Sn60
Marking Resistance to Solvents	Per MIL-PRF-83401
Lead (Pb)-free Option	100 % Sn Matte
Lead (Pb)-free Finish	Plated

GLOBAL PART NUMBER INFORMATION														
New Global Part Numbering: TDP14031002BUF (preferred part number format)														
T	D	P	1	4	0	3	1	0	0	2	B	U	F	
T	D	P	T	1	6	0	3	1	0	0	3	A	U	F
GLOBAL MODEL (3 or 4 digits)	PINS	SCHEMATIC	RESISTANCE	TOLERANCE AND RATIO TOLERANCE		PACKAGING								
TDP (Tin Lead) TDPT (Lead(Pb)-free) (e3)	14 16	01 = 13 or 15 resistors with 1 common pin 03 = 7 or 8 isolated resistors	First 3 digits are significant figures and the last digit specifies the number of zeroes to follow. Example: 1001 = 1K 1002 = 10K	Abs. Tol. Ratio *A = ± 0.1 % ± 0.05 % B = ± 0.1 % ± 0.1 % C = ± 0.25 % ± 0.1 % D = ± 0.5 % ± 0.1 % F = ± 1 % ± 0.5 % * Tol. available on 1 kΩ and up only R1 is reference resistors		UF = TUBED								
Historical Part Number example: TDP14031001F (will continue to be accepted)														
TDP	14	03	1001	F										
SERIES	PINS	SCHEMATIC	RESISTANCE	TOLERANCE AND RATIO TOLERANCE										

THROUGH HOLE NETWORKS



Disclaimer

All product specifications and data are subject to change without notice.

Vishay Intertechnology, Inc., its affiliates, agents, and employees, and all persons acting on its or their behalf (collectively, "Vishay"), disclaim any and all liability for any errors, inaccuracies or incompleteness contained herein or in any other disclosure relating to any product.

Vishay disclaims any and all liability arising out of the use or application of any product described herein or of any information provided herein to the maximum extent permitted by law. The product specifications do not expand or otherwise modify Vishay's terms and conditions of purchase, including but not limited to the warranty expressed therein, which apply to these products.

No license, express or implied, by estoppel or otherwise, to any intellectual property rights is granted by this document or by any conduct of Vishay.

The products shown herein are not designed for use in medical, life-saving, or life-sustaining applications unless otherwise expressly indicated. Customers using or selling Vishay products not expressly indicated for use in such applications do so entirely at their own risk and agree to fully indemnify Vishay for any damages arising or resulting from such use or sale. Please contact authorized Vishay personnel to obtain written terms and conditions regarding products designed for such applications.

Product names and markings noted herein may be trademarks of their respective owners.



Компания «ЭлектроПласт» предлагает заключение долгосрочных отношений при поставках импортных электронных компонентов на взаимовыгодных условиях!

Наши преимущества:

- Оперативные поставки широкого спектра электронных компонентов отечественного и импортного производства напрямую от производителей и с крупнейших мировых складов;
- Поставка более 17-ти миллионов наименований электронных компонентов;
- Поставка сложных, дефицитных, либо снятых с производства позиций;
- Оперативные сроки поставки под заказ (от 5 рабочих дней);
- Экспресс доставка в любую точку России;
- Техническая поддержка проекта, помощь в подборе аналогов, поставка прототипов;
- Система менеджмента качества сертифицирована по Международному стандарту ISO 9001;
- Лицензия ФСБ на осуществление работ с использованием сведений, составляющих государственную тайну;
- Поставка специализированных компонентов (Xilinx, Altera, Analog Devices, Intersil, Interpoint, Microsemi, Aeroflex, Peregrine, Syfer, Eurofarad, Texas Instrument, Miteq, Cobham, E2V, MA-COM, Hittite, Mini-Circuits, General Dynamics и др.);

Помимо этого, одним из направлений компании «ЭлектроПласт» является направление «Источники питания». Мы предлагаем Вам помощь Конструкторского отдела:

- Подбор оптимального решения, техническое обоснование при выборе компонента;
- Подбор аналогов;
- Консультации по применению компонента;
- Поставка образцов и прототипов;
- Техническая поддержка проекта;
- Защита от снятия компонента с производства.



Как с нами связаться

Телефон: 8 (812) 309 58 32 (многоканальный)

Факс: 8 (812) 320-02-42

Электронная почта: org@eplast1.ru

Адрес: 198099, г. Санкт-Петербург, ул. Калинина, дом 2, корпус 4, литера А.