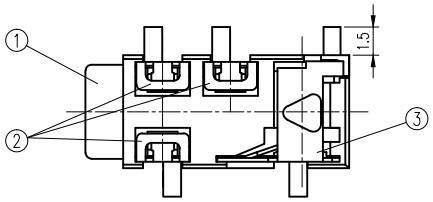
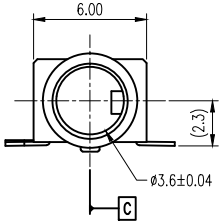
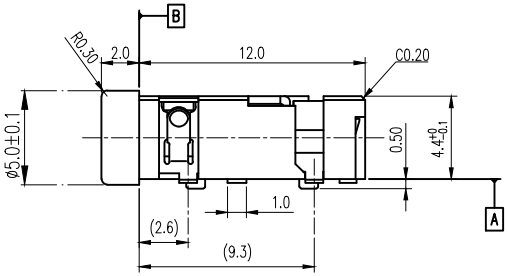
Tous droits strictement reserves. Reproduction ou communication a des tiers interdite sous quelque forme que ce soit sans autorisation ecrite du proprietaire.
Propriete de c FCI. Droits de reproduction FCI.

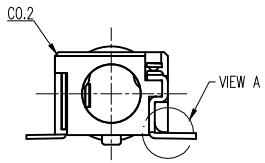
All rights strictly reserved. Reproduction or issue to third parties in any form whatever is not permitted without written authority from the proprietor.
Property of FCI. Copyright FCI.

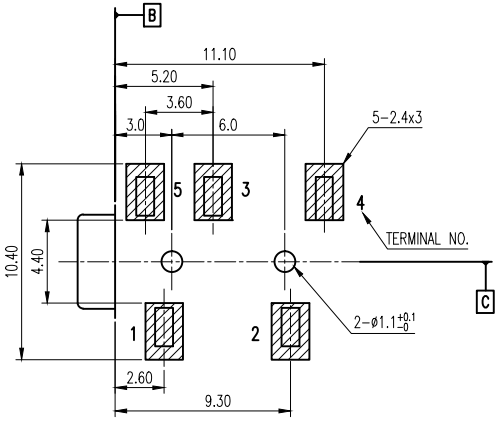
PROD NO
SEE NOTES



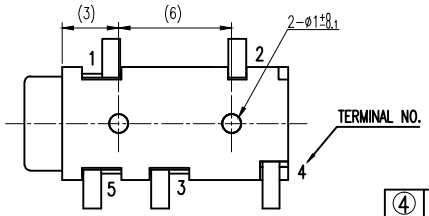


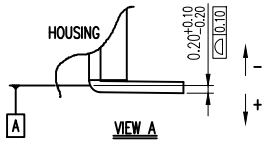


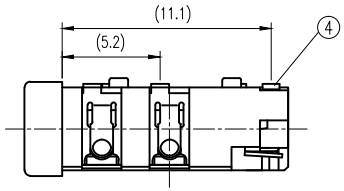




P.C.B Layout Dimension(Tolerance:±0.1)
(Recommend min.Dimension)(top view)







ITEM	PART NAME	QTY	MATERIAL
④	BREAK TERMINAL	1	C2680 t=0.30
③	TIP SPRING	1	Ti-Cu t=0.20
②	CONTACT	3	Ti-Cu t=0.20
①	HOUSING	1	PA9T, UL94V-0

mat'l. code

ltr	ecn no	dr	date
A	T04-0076	J.C	02/20/04
B	T06-0040	A.C.	3/03/06
C	T07-1128	A.C.	8/08/07
D	T08-1015	A.C.	1/27/08
E	T09-1012	S.LIN	2/16/09
F	ELX-I-010516	SAL	2012-03-06
G	ELX-I-012760	SAL	2012-09-10

sheet	revision	G	G
index	sheet	1	2

tolerances unless otherwise specified

linear	.X ±.38
	.XX ±.25
	.XXX ±.10
angles	0° ±2°

dr	JASMINE CHAING	2004-09-02	
engr	JASON HSU	2004-09-02	
chr	S. ALOSIUS	2012-09-10	
appd	BIJU K PAUL	2012-09-10	

G	G	G	G																				
1	2	3	4																				

CUSTOMER COPY

projection

MM

scale N/A

www.fciconnect.com

title: ø3.5 MINIATURE JACK

product family: AUDIO JACK

code: TWN

size: A4

dwg no: 10038075

sheet: 1 of 4

cage code

ACAD

Tous droits strictement reserves. Reproduction ou communication a des tiers interdite sous quelque forme que ce soit sans autorisation ecrite du proprietaire. Propriete de c FCI. Droits de reproduction FCI.

All rights strictly reserved. Reproduction or issue to third parties in any form whatever is not permitted without written authority from the proprietor. Property of FCI. Copyright FCI.

PROD NO
SEE NOTES

NOTES :

MATERIALS :

1. HOUSING : THERMOPLASTIC, BLACK PA9T.
2. CONTACT : TITANIUM ALLOY.
3. TIP SPRING : TITANIUM ALLOY.
4. BREAK TERMINAL : BRASS.

SPECIFICATION :

1. PRODUCT SPEC : GS-12-280.
2. PACKAGING SPEC : GS-14-903.

PLATING SPEC:

TERMINAL PLATING 0: 0.6µm Min. MATTE SILVER PLATED ON ENTIRE OVER 20µ" Min. SEMI BRIGHT Ni WITH 80µ" Min. Cu UNDERPLATED OVER ALL.

TERMINAL PLATING 1: GOLD FLASH PLATED ON ENTIRE WITH 80u" Min. NICKEL UNDERPLATED OVER ALL.

LEAD FREE NOTES :

1. THIS PRODUCT (10038075-XXPLF) MEETS THE EUROPEAN UNION DIRECTIVE AS DESCRIBED IN GS-22-008.
2. THE HOUSING WILL WITHSTAND EXPOSURE TO 260°C PEAK TEMPERATURE FOR 10 SECONDS IN A CONVECTION, IR OR VAPOUR PHASE REFLOW OVEN.

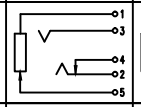
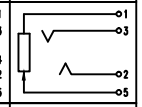
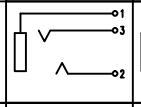
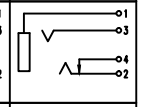
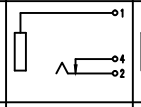
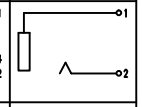
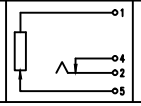
PART NO.	10038075-AXP	10038075-BXP
CIRCUIT		
PART NO.	10038075-DXP	10038075-HXP
CIRCUIT		
PART NO.	10038075-IXP	10038075-JXP
CIRCUIT		
PART NO.	10038075-KXP	
CIRCUIT		

TABLE I

PART NUMBERS : 10038075 - X X X LF

- LF — LEAD FREE VERSION
- X — PACKAGING
  - P: TAPE&REEL: REFER TO THE PAGE 3.
  - R: TAPE&REEL IN REVERSE DIRECTION: REFER TO THE PAGE 4.
- X — TERMINAL PLATING
  - 0 : SILVER.
  - 1 : GOLD FLASH.
- X — CONFIGURATION
  - SEE TABLE I

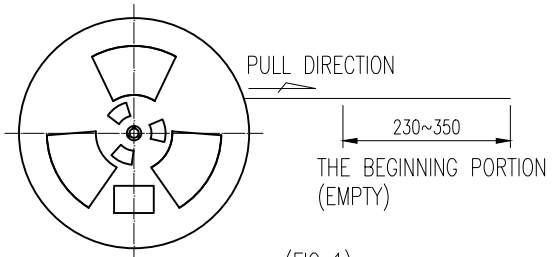
mat'l. code				tolerances unless otherwise specified			CUSTOMER COPY	FCI www.fciconnect.com	
ltr	ecn no	dr	date		.X ±.38				
A	T04-0076	J.C	02/20/04	linear	.XX ±.25		projection	title	
B	T06-0040	A.C.	3/03/06		.XXX ±.10			ø3.5 MINIATURE JACK	
C	T07-1128	A.C.	8/08/07	angles	0° ±2°				
D	T08-1015	A.C.	1/27/08	dr	JASMINE CHAING	2004-09-02	MM	product family AUDIO JACK	code TWN
E	T09-1012	S.LIN	2/16/09	engr	JASON HSU	2004-09-02		size dwg no	
F	ELX-I-010516	SAL	2012-03-08	chr	S. ALOSIUS	2012-09-10	scale N/A	A4 10038075	sheet 2 of 4
G	ELX-I-012760	SAL	2012-09-10	appd	BIJU K PAUL	2012-09-10			
sheet	revision		G	G	G	G			
index	sheet		1	2	3	4		cage code	

ACAD

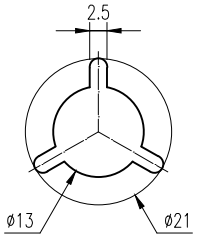
Tous droits strictement reserves. Reproduction ou communication a des tiers interdite sous quelque forme que ce soit sans autorisation ecrite du proprietaire. Propriete de c FCI. Droits de reproduction FCI.

All rights strictly reserved. Reproduction or issue to third parties in any form whatever is not permitted without written authority from the proprietor. Property of FCI. Copyright FCI.

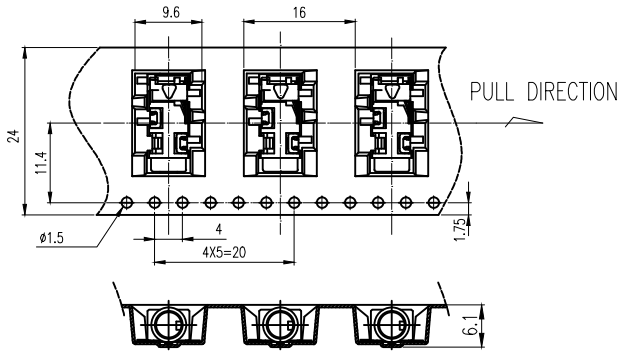
THE SPEC OF TAPE&REEL FOR 10038075-XXPLF



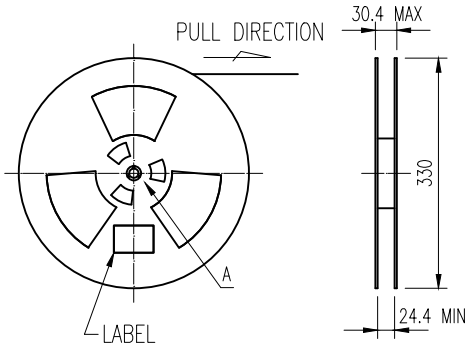
(FIG 1)



DETAIL A



(FIG 2)



(FIG 3)

UNIT : mm

REMARK:

1. The connector can not be loaded on the position of length 230~350mm in the beginning of carrier tape and 160~240mm in the end of carrier tape. (Refer FIG 1).
2. The direction of connector was shown in the FIG 2.
3. The label shall be adhered to the front side of reel. (Refer FIG 3).
4. A force of 20gf~130gf shall be applied to cover tape as peel off the cover tape at 300mm/min speed in the condition of 165°~180° reverse direction.

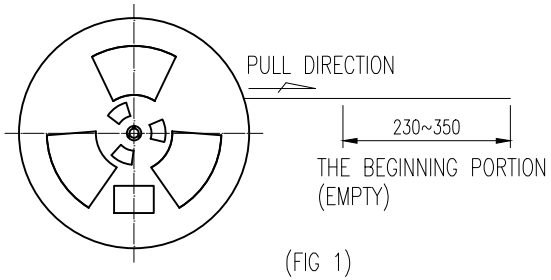
mat'l. code				tolerances unless otherwise specified			CUSTOMER COPY	FCI www.fciconnect.com
ltr	ecn no	dr	date	linear	.X ± 0.38			
A	T04-0076	J.C	02/20/04		.XX ± 0.25		projection	title: ø3.5 MINIATURE JACK
B	T06-0040	A.C.	3/03/06		.XXX ± 0.10			
C	T07-1128	A.C.	8/08/07	angles	0° ±2°			
D	T08-1015	A.C.	1/27/08	dr	JASMINE CHAING	2004-09-02	MM	product family: AUDIO JACK; code: TWN
E	T09-1012	S.LIN	2/16/09	engr	JASON HSU	2004-09-02		size: A4; dwg no: 10038075
F	ELX-I-010516	SAL	2012-03-06	chr	S. ALOSIUS	2012-09-10	scale 1:1	sheet 3 of 4
G	ELX-I-012760	SAL	2012-09-10	appd	BIJU K PAUL	2012-09-10		
sheet	revision		G G	G	G			
index	sheet		1 2	3	4			cage code 22526

ACAD

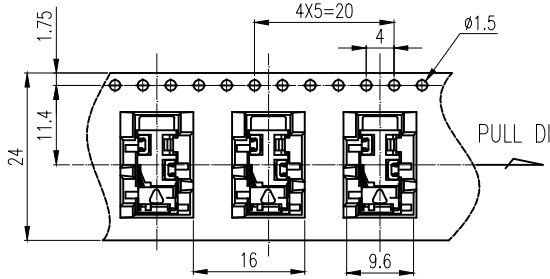
Tous droits strictement reserves. Reproduction ou communication a des tiers interdite sous quelque forme que ce soit sans autorisation ecrite du proprietaire.
Propriete de c FCI. Droits de reproduction FCI.

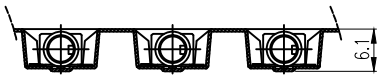
All rights strictly reserved. Reproduction or issue to third parties in any form whatever is not permitted without written authority from the proprietor.
Property of FCI. Copyright FCI.

THE SPEC OF TAPE&REEL FOR 10038075-XXRLF

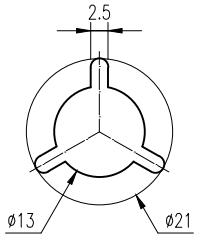


(FIG 1)

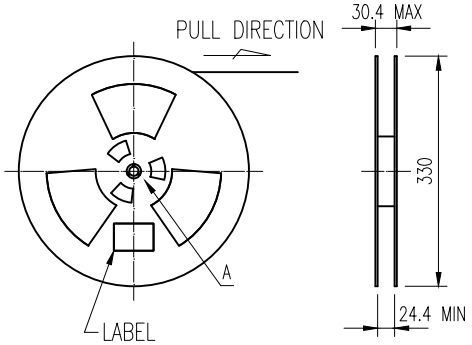




(FIG 2)



DETAIL A



(FIG 3)

UNIT : mm

REMARK:

1. The connector can not be loaded on the position of length 230~350mm in the beginning of carrier tape and 160~240mm in the end of carrier tape. (Refer FIG 1).
2. The direction of connector was shown in the FIG 2.
3. The label shall be adhered to the front side of reel. (Refer FIG 3).
4. A force of 20gf~130gf shall be applied to cover tape as peel off the cover tape at 300mm/min speed in the condition of 165°~180° reverse direction.

ltr	ecn no	dr	date
A	T04-0076	J.C	02/20/04
B	T06-0040	A.C.	3/03/06
C	T07-1128	A.C.	8/08/07
D	T08-1015	A.C.	1/27/08
E	T09-1012	S.LIN	2/16/09
F	ELX-I-010516	SAL	2012-03-06
G	ELX-I-012760	SAL	2012-09-10

sheet	revision	G	G
index	sheet	1	2

tolerances unless otherwise specified		
linear	.X ± 0.38	
	.XX ± 0.25	
	.XXX ± 0.10	
angles	0° ±2°	

dr	JASMINE CHAING	2004-09-02
engr	JASON HSU	2004-09-02
chr	S. ALOSIUS	2012-09-10
appd	BIJU K PAUL	2012-09-10

G	G																		
3	4																		

CUSTOMER COPY

projection

MM

scale 1:1

www.fciconnect.com

title: ø3.5 MINIATURE JACK

product family: AUDIO JACK | code: TWN

size: A4 | dwg no: 10038075 | sheet: 4 of 4

cage code: 22526

ACAD


Компания «ЭлектроПласт» предлагает заключение долгосрочных отношений при поставках импортных электронных компонентов на взаимовыгодных условиях!

Наши преимущества:

- Оперативные поставки широкого спектра электронных компонентов отечественного и импортного производства напрямую от производителей и с крупнейших мировых складов;
- Поставка более 17-ти миллионов наименований электронных компонентов;
- Поставка сложных, дефицитных, либо снятых с производства позиций;
- Оперативные сроки поставки под заказ (от 5 рабочих дней);
- Экспресс доставка в любую точку России;
- Техническая поддержка проекта, помощь в подборе аналогов, поставка прототипов;
- Система менеджмента качества сертифицирована по Международному стандарту ISO 9001;
- Лицензия ФСБ на осуществление работ с использованием сведений, составляющих государственную тайну;
- Поставка специализированных компонентов (Xilinx, Altera, Analog Devices, Intersil, Interpoint, Microsemi, Aeroflex, Peregrine, Syfer, Eurofarad, Texas Instrument, Miteq, Cobham, E2V, MA-COM, Hittite, Mini-Circuits,General Dynamics и др.);

Помимо этого, одним из направлений компании «ЭлектроПласт» является направление «Источники питания». Мы предлагаем Вам помощь Конструкторского отдела:

- Подбор оптимального решения, техническое обоснование при выборе компонента;
- Подбор аналогов;
- Консультации по применению компонента;
- Поставка образцов и прототипов;
- Техническая поддержка проекта;
- Защита от снятия компонента с производства.



Как с нами связаться

Телефон: 8 (812) 309 58 32 (многоканальный)
Факс: 8 (812) 320-02-42
Электронная почта: org@eplast1.ru
Адрес: 198099, г. Санкт-Петербург, ул. Калинина, дом 2, корпус 4, литера А.