


SMT Common Mode Chokes

1.0A to 20.0A



- Wide variety of package sizes available
- 1Arms to 20Arms current rating
- Inductances from 61uH to 10mH
- Dielectric strength:** 1500Vrms (380Vrms continuous)

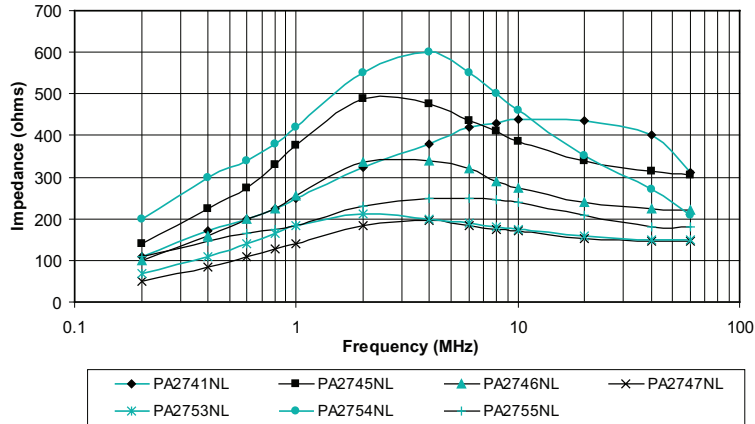
Electrical Specifications at 25 deg C Temp Range -40 ° C to 125 ° C

Part Number	Inductance ⁴ per Winding (uH +30%/-35%)	Irated ¹ (Arms or Adc)	DCR per Winding (mΩ Max)	Leakage Inductance (uH Min)	Package Name	Package Size L x W x H (mm Max)
PA2742NL	397	1	92	0.6	High Shasta	9.1 x 8.9 x 7.9
PA2741NL	94	1.1	30	0.3	Low Shasta	9.1 x 8.9 x 3.8
PA2752NL	10150	1.4	210	25	LCCI-50	19.6 x 17.0 x 9.9
PA2748NL	1125	1.8	55	3	Polecat	12.7 x 13.2 x 5.6
PA3927NL	800	3	27	1.5	Polecat	13x13x8.6
PA2743NL	383*	3.3	18	1	Polecat	13.0 x 13.0 x 5.6
PA2749NL	536	3.8	17.1	1.2	LCCI-37	16.4 x 14.2 x 8.9
PA2744NL	280	4	13.2	0.7	Polecat	13.0 x 13.0 x 5.6
PA2751NL	486	4.2	16	1	LCCI-44LP	18.2 x 15.0 x 7.6
PA2745NL	130*	5	6.75	0.4	Polecat	13.2 x 13.2 x 5.6
PA2746NL	96*	6	4.3	0.25	Polecat	13.2 x 13.2 x 5.6
PA2750NL	400	6	9.4	1.25	LCCI-44	18.2 x 15.0 x 10.0
PA2747NL	61*	7	2.9	0.15	Polecat	13.5 x 13.5 x 5.6
PA2756NL	484	8	7.7	1.5	LCCI-50	19.6 x 17.0 x 9.9
PA2757NL	1030	9	9.75	3	HCCI-80	31.0 x 25.4 x 12.7
PA2754NL	215	10	3.75	0.5	Makeni	21.1 x 19.1 x 11.2
PA2753NL	95	12.5	3	0.15	LCCI-50	19.6 x 17.0 x 9.9
PA2755NL	117	14	1.95	0.3	Makeni	21.1 x 19.1 x 11.2
PA2670NL	500	16	4.25	1.5	HCCI-80	31.0x25.4x12.7
PG1265NL	380	20	4.1	1.2	HCCI-80	31.0x25.4x12.7

NOTE:

1. The current rating (Irated) is based upon the temperature rise of the component and represents the rms current which will cause a typical temperature rise of **55C with 50LFM forced cooling**
2. The temperature of the component (ambient plus temperature rise) must be within the stated operating temperature range.
3. Optional Tape & Reel packaging can be ordered by adding a "T" suffix to the part number (i.e. PA2741NL becomes PA2741NLT). Pulse complies to industry standard tape and reel specification EIA481.
4. Components identified by an asterisk have an inductance tolerance of +/- 35%. All other components are +30/-35%.
5. Parts marked with the AEC-Q200 symbol are AEC-Q200 qualified. Parts not identified as AEC-Q200 are still under test.

Impedance Plots



Impedance Plots



SMT Common Mode Chokes

1.0A to 20.0A

Mechanics

Low Shasta - PA2741NL



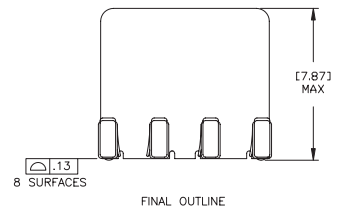
Schematic



High Shasta - PA2742NL



Schematic



Please note that for PA2741NL and PA2742NL the part should be connected as follows:
 Customer to connect pins (1,2) and (4,3) together on board to form a single winding (1,2-4,3).
 Customer to connect pins (8,7) and (5,6) together on board to form a single winding (8,7-5,6).
 All ratings (leakage and DCR) are with respect to the above winding configuration.

PoleCat - PA2743NL, PA2744NL, PA2745NL, PA2746NL, PA2747NL, PA2748NL and PA3927NL



Polecat Dimensions

Part Number	A	B	X	Y	Z
PA2743NL	13.0	13.0	8.4	10.4	5.6
PA2744NL	13.0	13.0	8.4	10.4	5.6
PA2745NL	13.2	13.2	8.6	10.7	5.6
PA2746NL	13.2	13.2	8.6	10.7	5.6
PA2747NL	13.5	13.5	8.6	10.7	5.6
PA2748NL	12.7	13.2	8.4	10.4	5.6
PA3927NL	13.0	13.0	8.4	10.4	8.6

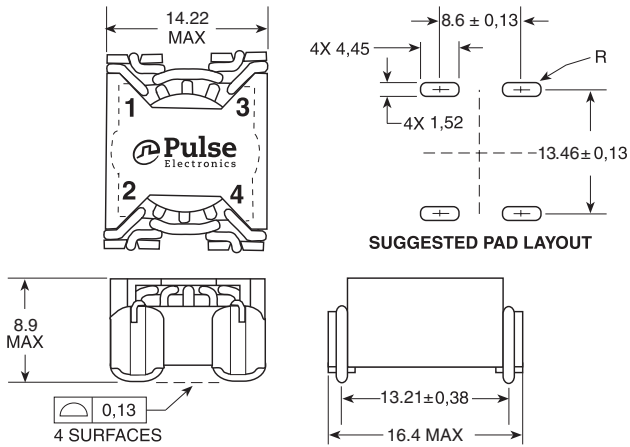
SMT Common Mode Chokes

1.0A to 20.0A



Mechanicals

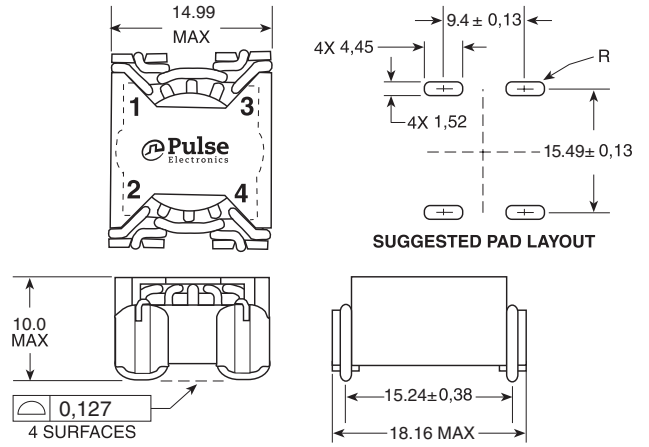
LCCI-37 - PA2749NL



Schematic



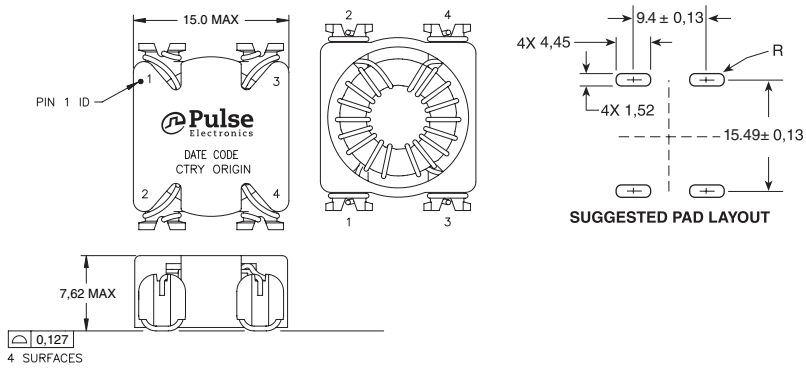
LCCI-44 - PA2750NL



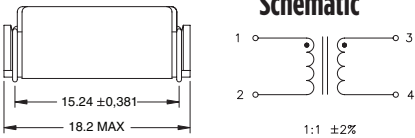
Schematic



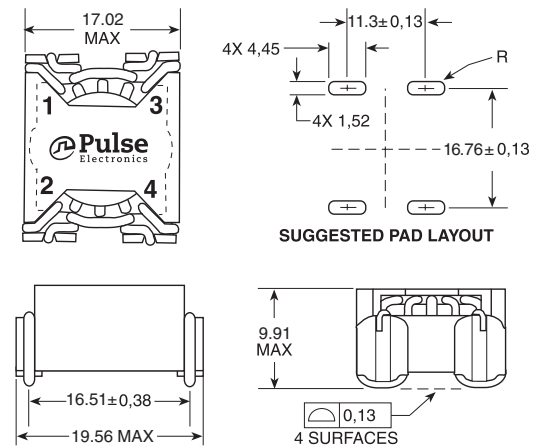
LCCI-44LP - PA2751NL



Schematic



LCCI-50 - PA2752NL



Schematic



SMT Common Mode Chokes

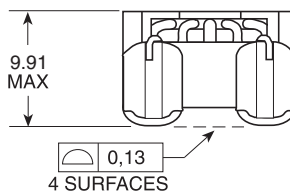
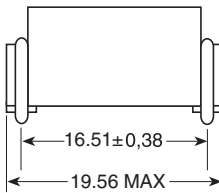
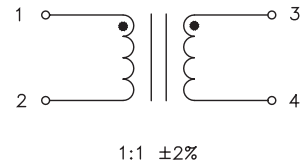
1.0A to 20.0A

Mechanicals

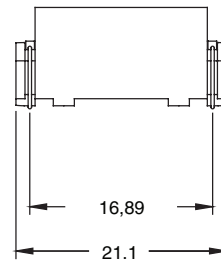
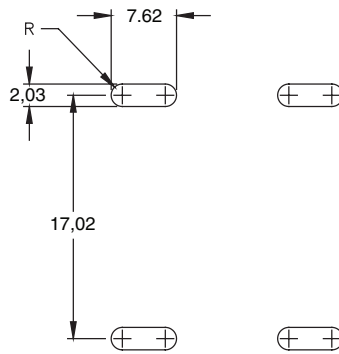

LCCI-50 - PA2753NL and PA2756NL



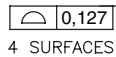
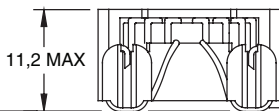
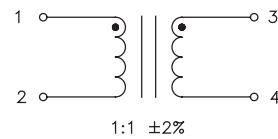
Schematic



Makeni - PA2754NL, PA2755NL



Schematic

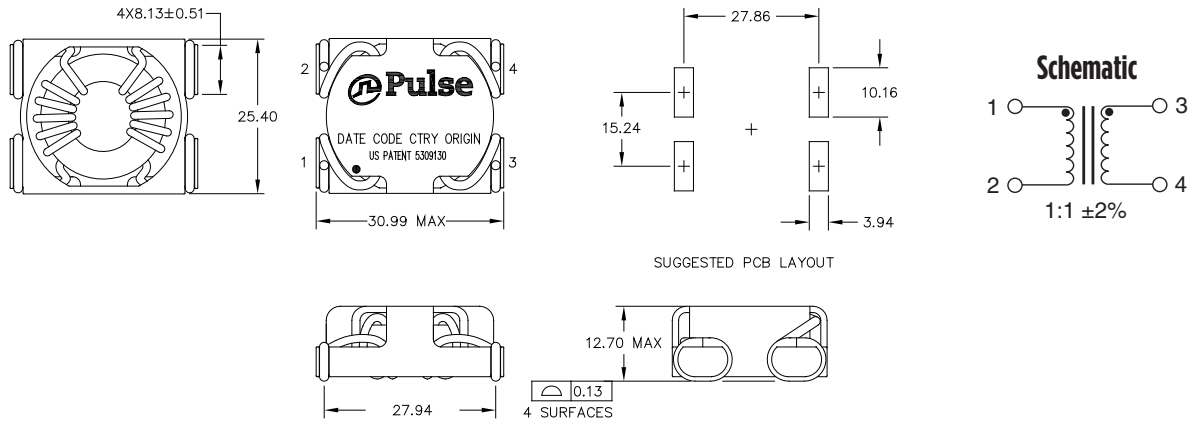


SMT Common Mode Chokes

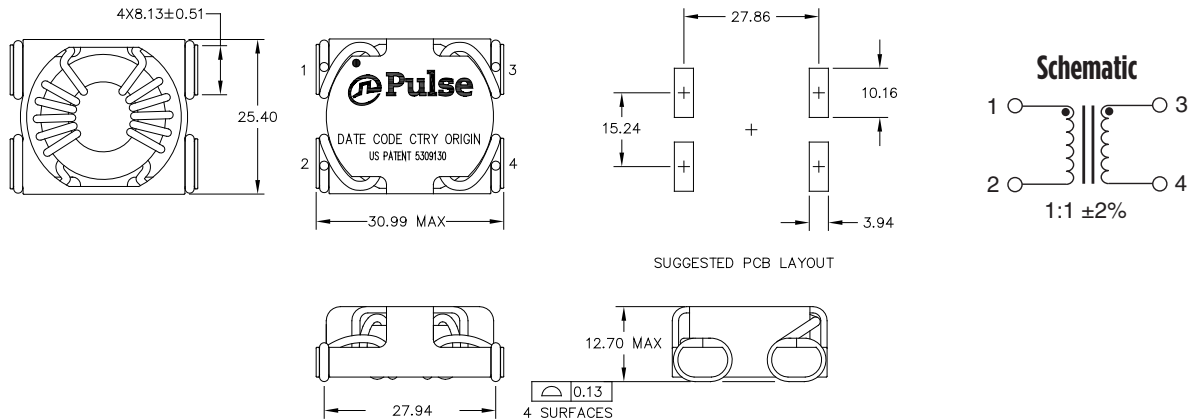
1.0A to 20.0A

Mechanical

HCCI-80 - PA2757NL



HCCI-80 - PA2670NL and PG1265NL



For More Information

Pulse Worldwide Headquarters

15255 Innovation Drive Ste 100
San Diego, CA 92128
U.S.A.

Pulse Europe

Pulse Electronics GmbH
Am Rottland 12
58540 Meinerzhagen
Germany

Pulse China Headquarters

Pulse Electronics (ShenZhen) CO., LTD
D708, Shenzhen Academy of
Aerospace Technology,
The 10th Keji South Road,
Nanshan District, Shenzhen, P.R.
China 518057

Pulse North China

Room 2704/2705
Super Ocean Finance Ctr.
2067 Yan An Road West
Shanghai 200336
China

Pulse South Asia

3 Fraser Street
0428 DUO Tower
Singapore 189352

Pulse North Asia

1F, No.111
Xiyuan Road
Zhongli District
Taoyuan City 32057
Taiwan (R.O.C)

Tel: 858 674 8100
Fax: 858 674 8262

Tel: 49 2354 777 100
Fax: 49 2354 777 168

Tel: 86 755 33966678
Fax: 86 755 33966700

Tel: 86 21 62787060
Fax: 86 2162786973

Tel: 65 6287 8998
Fax: 65 6280 0080

Tel: 886 3 4356768
Fax: 886 3 4356820

Performance warranty of products offered on this data sheet is limited to the parameters specified. Data is subject to change without notice. Other brand and product names mentioned herein may be trademarks or registered trademarks of their respective owners. © Copyright, 2019. Pulse Electronics, Inc. All rights reserved.



Компания «ЭлектроПласт» предлагает заключение долгосрочных отношений при поставках импортных электронных компонентов на взаимовыгодных условиях!

Наши преимущества:

- Оперативные поставки широкого спектра электронных компонентов отечественного и импортного производства напрямую от производителей и с крупнейших мировых складов;
- Поставка более 17-ти миллионов наименований электронных компонентов;
- Поставка сложных, дефицитных, либо снятых с производства позиций;
- Оперативные сроки поставки под заказ (от 5 рабочих дней);
- Экспресс доставка в любую точку России;
- Техническая поддержка проекта, помощь в подборе аналогов, поставка прототипов;
- Система менеджмента качества сертифицирована по Международному стандарту ISO 9001;
- Лицензия ФСБ на осуществление работ с использованием сведений, составляющих государственную тайну;
- Поставка специализированных компонентов (Xilinx, Altera, Analog Devices, Intersil, Interpoint, Microsemi, Aeroflex, Peregrine, Syfer, Eurofarad, Texas Instrument, Miteq, Cobham, E2V, MA-COM, Hittite, Mini-Circuits, General Dynamics и др.);

Помимо этого, одним из направлений компании «ЭлектроПласт» является направление «Источники питания». Мы предлагаем Вам помощь Конструкторского отдела:

- Подбор оптимального решения, техническое обоснование при выборе компонента;
- Подбор аналогов;
- Консультации по применению компонента;
- Поставка образцов и прототипов;
- Техническая поддержка проекта;
- Защита от снятия компонента с производства.



Как с нами связаться

Телефон: 8 (812) 309 58 32 (многоканальный)

Факс: 8 (812) 320-02-42

Электронная почта: org@eplast1.ru

Адрес: 198099, г. Санкт-Петербург, ул. Калинина, дом 2, корпус 4, литера А.