

RoHS  
Ready 



# Passive Components

## Introduction

Tyco Electronics is one of the major business units of Tyco International Ltd. (NYSE:TYC, LSE:TYI, BSX:TYC). Headquartered in Harrisburg, Pennsylvania, USA, Tyco Electronics is the world's largest passive electronic components manufacturer, and a world leader in cutting-edge wireless technologies, fibre optic active components, and complete power systems. The company has facilities located in 51 countries serving customers in the aerospace, automotive, computer, communications, consumer electronics, industrial and power industries.

Tyco Electronics provides advanced technology products from over thirty well-known and respected product brands, including Agastat, Alcoswitch, AMP, AMP NETCONNECT, Buchanan, CII, CoEv, Critchley, Elcon, Elo Touch Systems, HTS, M/A-COM, Madison Cable, OEG, Potter & Brumfield, Raychem, Schrack, Simel and TDI Batteries.

Tyco Electronics' product portfolio now includes a comprehensive range of passive components, including surface mount and leaded resistors, trimmers, potentiometers, PTC and NTC surface mount thermistors, as well as a wide range of inductive products covering wirewound, metal film surface mount, ceramic and ferrite bead.

A range of SMD Capacitors, including Multi Layer Ceramic (MLCC), Tantalum and Aluminium Electrolytic completes the Passive Components product portfolio.

The Holsworthy range of precision resistors meets the requirement for economically priced components for both industrial and military applications. In SMD and leaded packages, with tolerances down to 0.05% and TCRs as low as 5ppm, the Holsworthy



range from Tyco Electronics delivers the "Complete Precision Portfolio".

For all trimming solutions, the Citec brand is the ideal design partner where your circuit requires sealed or unsealed trimmers from just 2mm square. Multiturns for precision trimming are available with 11 or 12 turn setability. Further, Citec offers a prestigious range of potentiometers, from single and multiturn versions with cermet or carbon elements, through to switched options with shafts in either plastic or metal.

Sigma noise suppression and protection inductor chips from Tyco Electronics can help protect circuits in a variety of ways. The range offers solutions for high power, high speed, low frequency noise impedance as well as temperature responsive resistors

in PTC and NTC. Sigma also encompasses a wide range of wound, multilayered and printed inductors in addition to noise reduction bead inductors and through-hole RF chokes.

CGS high power and high voltage resistors are rated up to 100W with voltage proof to 50kV and are available in a wide variety of package styles. High power and pulse resistors in the CGS range are capable of dissipating up to 25,000 Watts for applications such as regenerative braking and power supplies.

The Neohm range of commodity resistors are available with SMD and Leaded devices. This wide range of products compliments and supports the Passives range available from the Tyco Electronics portfolio.

## Contents

| Resistive Products        | Page | Inductive Products (cont)              | Page |
|---------------------------|------|--|------|
| Fixed - Surface Mount     | 3    | Ferrite Beads                          | 10   |
| Fixed - Leaded            | 4-5  | Power - Surface Mount - Unshielded     | 11   |
| Trimmers - Surface Mount  | 6    | Leaded - Unshielded                    | 11   |
| Trimmers - Leaded         | 7    | Power - Surface Mount - Shielded       | 12   |
| Potentiometers - Leaded   | 8    | <b>Capacitive Products</b>             |      |
| Encoders - Leaded         | 9    | Ceramic - Surface Mount                | 13   |
| Thermistors and Varistors | 9    | Tantalum - Surface Mount               | 13   |
| <b>Inductive Products</b> |      | Aluminium Electrolytic - Surface Mount | 13   |
| Moulded                   | 10   | Colour Codes and E-Series Grid         | 14   |
| High Frequency            | 10   | Associated Products                    | 15   |



## Resistive Products, Fixed - Surface Mount

| Product Type | Commodity<br>CRG / 3520   | High Ohmic<br>RH73  | Fusible<br>FCR  | Trimmable<br>TCR  | Commodity<br>MCN  |
|--------------|---|---|---|---|---|
|              |  |  |  |  |  |
| Features     | 0201 to 2512 Package Sizes  | 0402 to 2512 Package Sizes  | 0805 and 1206 Package Sizes   | 0805 and 2512 Package Sizes   | 2, 4, or 8 x 0603 Resistors   |
|              | 1R0 to 10M Value Range  | 10M to 100G Value Range   | 1R0 to 51R Value Range  | 1R0 to 10M Value Range  | 10R to 1M Value Range   |
|              | Tolerances down to 1% and 5%  | Tolerances down to 2%   | 5% Tolerance  | Trimming Ratios up to 3 Times   | ±1%, ±2% ±5% Tolerances   |
|              | TCR ±200ppm/°C max.<br>500 Volt Maximum Overload                                  | TCR's down to 100ppm/°C<br>Special Values Possible                                | 2.0W or 2.5W Fusing Power<br>30 Seconds Fusing Time                               | TCR's down to 100ppm/°C<br>Up to 1W Dissipation                                     | TCR ±200ppm/°C max.<br>Concave or Convex Terminals                                  |

| Product Type | Ultra Precision<br>RN73   | Precision<br>CPF  | Precision Thick Film<br>CPG   | Precision<br>MRS  | Precision<br>SU  |
|--------------|---|---|---|---|--|
|              |  |  |  |  |  |
| Features     | 0402 to 1210 Package Sizes  | 0402 to 1206 Package Sizes  | 0603 to 1206 Package Sizes  | 4 x 0603 Resistors  | 0.125W to 0.50W  |
|              | 5R0 to 1M Value Range   | 5R1 to 1M Value Range   | 10R to 4M7 Value Range  | 10R to 330K Value Range   | 1R0 - 2M0 Value Range  |
|              | 0.01% Tolerance   | Tolerances down to 0.1%   | Tolerances down to 0.5%   | Tolerances down to 0.1%   | Tolerances down to 0.005%  |
|              | TCR 10ppm/°C max.<br>0805-E96 Values in Distribution                                | TCR's down to 25ppm/°C<br>E24 and E96 Value Grid                                    | TCR's down to 50ppm/°C<br>E24 and E96 Value Grid                                    | TCR's down to 25ppm/°C<br>1206 Real Estate  | TCR's down to 10ppm/°C<br>Available in E192 Value grid                               |

| Product Type | Low Ohmic<br>RL73   | Low Ohmic<br>TL / HL  | Low Ohmic<br>SL   | Power Wirewound<br>SP   | Power<br>SM   |
|--------------|---|---|---|---|---|
|              |  |  |  |  |  |
| Features     | 0402 to 2512 Package Sizes  | 0.25W to 2.0W Dissipation   | 0.5W & 3.0W Dissipation   | 0.75W to 3.5W @ 25°C Dissipation  | 1W to 5W Dissipation  |
|              | Values down to R10  | R001 to 1R0 Value Range   | R01 to R011 Value Range   | R06 to 45K Value Range  | R10 to 2M Value Range   |
|              | Tolerances down to 1%   | 1% Tolerance  | 1% - 5% Tolerance   | Tolerances down to 0.1%   | 1% or 5% Tolerances   |
|              | TCR 100ppm/°C or 200ppm/°C<br>2512 E12 Grid in Distribution                         | Down to TCR +50ppm/°C<br>Non Inductive Foil Element                                 | Down to 4.7nH Inductance<br>4 Package Sizes   | TCR's down to 20ppm/°C<br>Suited to Pulse Applications                                | 200ppm/°C Wire / 100ppm/°C Film<br>True Pick and Place Body Style                     |

## Resistive Products, Fixed - Leaded

| Product Type | Metal Film Precision<br>H4P / H4 / H8   | Metal Film Semi Precision<br>R  | Standard Metal Film<br>LR   | Precision Wirewound<br>UPW   |
|--------------|---|---|---|--|
|              |    |                                |   |   |
| Features     | 0.25W to 1.0W Dissipation<br>1R0 to 10M Value Range<br>Tolerances down to 0.05%<br>TCR's down to 5ppm/°C<br>Released to BS/CECC | 0.25W Dissipation<br>4R02 to 1M Value Range<br>0.1% to 1% Tolerance<br>TCR's down to 15ppm/°C<br>E96 Value Grid | 0.25W to 0.75W Dissipation<br>R10 to 10M Value Range<br>1%, 2% or 5% Tolerance<br>TCR's down to 10ppm/°C<br>Taped Ammo Pack to IEC286-1 | 0.15W to 0.5W Dissipation<br>R10 to 2M Value Range<br>Tolerances down to 0.005%<br>TCR's down to 1ppm/°C<br>Low Inductance |

| Product Type | Carbon Film<br>CFR   | Metal Oxide<br>RSS / ROX  | Fusible<br>FRN / SQF / FKN   | Metal Glaze<br>RGP   | High Voltage Thick Film<br>HH / HJ   |
|--------------|--|---|--|--|--|
|              |    |                             |                               |    |                                      |
| Features     | 0.25W to 2.0W Dissipation<br>1R0 to 10M Value Range<br>2% or 5% Tolerance<br>Small Body Sizes Available<br>Taped Ammo Pack to IEC286-1 | 0.5W to 7.0W Dissipation<br>1R0 to 200K Value Range<br>±5% Tolerance<br>Axial Leaded<br>Ammo Packed or Reeled | 1W to 10W Dissipation<br>R10 to 150R Value Range<br>Axial or Radial Leaded<br>5% Tolerance<br>TCR 300ppm/°C max. | 0.25W to 4.0W Dissipation<br>1M to 10G Value Range<br>5% or 10% Tolerance<br>±0.005%/V Voltage Coefficient<br>TCR 350ppm/°C max. | 0.5W to 6.0W Dissipation<br>100K to 50G Value Range<br>Tolerances down to 0.5%<br>TCR's down to 25ppm/°C<br>Axial Leaded |

| Product Type | High Voltage Thick Film<br>HB  | High Voltage Thick Film<br>HVR  | High Power Thick Film<br>BDS   | High Power Thick Film<br>MPC  | Thin Film Power<br>MPR  |
|--------------|--|---|--|---|---|
|              |   |    |                                      |                          |    |
| Features     | Dissipation up to 2W @ 70°C<br>1K to 1G Value Range<br>Tolerance down to 1%<br>Up to 15kV Voltage Rating<br>Axial / Radial Options | Up to 100 W Dissipation (in oil)<br>2K to 1G Value Range<br>Tolerances down to 1%<br>Up to 50KV Voltage Rating<br>Various Mounting Styles | 100W to 600W Dissipation<br>R20 to 1M Value Range<br>5% or 10% Tolerance<br>TCR 150ppm/°C max.<br>Customised as Required | 3W to 10W Dissipation<br>1R0 to 200K Value Range<br>1% or 5% Tolerance<br>TCR ±100ppm/°C max.<br>Radial Leads | 20W Dissipation (Heatsink)<br>R22 to 51K Value Range<br>TO220 Package<br>1% (E24), 5% (E12) Tolerances<br>TCR down to ±50ppm/°C |

## Resistive Products, Fixed - Leaded

| Product Type | Power Wirewound SBC / SBCHE   | Power Wirewound SQP / SQM / SQZ   | Power Wirewound C3A / C7 / C10 / C14   | Power Wirewound ER  | Power Wirewound ES  |
|--------------|---|---|--|---|---|
|              |  |  |  |  |  |
| Features     | 3W to 40W Dissipation   | 2W to 25W Dissipation   | 3W to 14W Dissipation  | 3W to 14W Dissipation   | 0.5W to 10W Dissipation   |
|              | R10 to 22K Value Range  | R10 to 150K Value Range   | R10 to 100K Value Range  | R01 to 100K Value Range   | R10 to 3K3 Value Range  |
|              | 10% or 5% Tolerance   | 5% Tolerance  | 10%, 5% or 2% Tolerance  | Tolerances down to 0.5%   | 5% Tolerance  |
|              | Radial and Axial Styles   | Radial and Axial Styles   | Axial Leaded   | Axial and Radial Types  | Super Small Size available  |
|              | 2000V Dielectric Strength   | Wire or Power Oxide   | 3W and 7W Ammo Packed  | Custom Designs as Required  | Taped and Ammo Packed   |

| Product Type | Power Wirewound HS / THS   | Power Wirewound FC   | Power Wirewound ME  | Power Wirewound TG   | Power Wirewound TT / TK  |
|--------------|--|--|---|--|--|
|              |  |  |  |  |  |
| Features     | 5W to 300W Dissipation   | 2W to 8W Dissipation   | Up to 500W Dissipation  | Up to 293W Dissipation   | 10W to 1000W Dissipation   |
|              | R01 to 82K Value Range   | R20 to 22K Value Range   | R02 to 22K Value Range  | R24 to 100K Value Range  | R20 to 70K Value Range   |
|              | Tolerances down to 0.25%   | 5% or 10% Tolerance  | 5% or 10% Tolerance   | 5% or 10% Tolerance  | 5% or 10% Tolerance  |
|              | High Voltage Versions  | Radial Leads   | Fixed or Adjustable   | Glass Bond Coated  | Fixed or Adjustable  |
|              | Low Inductance Styles  | Two Height Profiles  | Range of Terminal Style   | 6000J Pulse Energy   | Range of Mounting Styles   |

| Product Type | Foil Low Ohmic SBL  | Wire Shunt OS / OP  | Zerohm Link ZR   | Carbon Moulded CBT  | Ceramic Composition CCR   |
|--------------|---|---|--|---|---|
|              |  |  |  |  |  |
| Features     | 4W and 5W Dissipation   | Values from R003 to R150  | Two Case Sizes   | 0.25W, 0.5W Dissipation   | 0.5, 1.0, 2.0W Power Dissipation  |
|              | R005 to R051 Value Range  | 2 Different Styles  | < 2 milliohm Resistance  | 2R2 to 22M Value range  | Up to 20KV Impulse Withstand  |
|              | 1% or 5% Tolerance  | Current Rating to 21A   | Dielectric Strength - 500V   | E24 - 5% E12 - 10% Tolerance  | Tolerance 10%   |
|              | 2KV Dielectric Strength   | 5% Tolerance as Standard  | > 10G Insulation Resistance  | Up to 750V Overload   | Up to 400V Working Voltage  |
|              | Essentially Non Inductive   | Custom Designs Available  | Taped Ammo Pack to IEC286-1  | Low Inductance  | 3R3 to 390K Value Range   |

### Resistive Products, Trimmers - Surface Mount

| Product Type | Open Frame 3121   | Open Frame 3130   | Open Frame 3135   | Open Frame 3142   | Open Frame 3150 / 3165  |
|--------------|---|---|---|---|---|
|              |  |  |  |  |  |
| Features     | Board Area - 2.2mm x 2.75mm   | Board Area - 3.75mm x 3mm   | 3mm Square Nominal  | 4mm Square Nominal  | 4mm Square Nominal  |
|              | Height 1.8mm  | Height 1.85mm Max.  | Height 1.2mm Max.   | Height 2.4mm  | Lightweight - 0.2 Grams   |
|              | 200R to 1M Value Range  | 100R to 1M Value Range  | 100R to 1M Value Range  | 100R to 1M Value Range  | 100R to 1M Value Range  |
|              | 25% Tolerance   | Auto Adjust Version   | Delta Terminals   | Delta Terminals   | In-line or Delta Terminals  |
|              | 50V DC Operating Voltage  | 50V DC Operating Voltage  | Integrated End Stop   | 50V DC Operating Voltage  | Underside Adjust Version  |

| Product Type | Semi Sealed 3103  | Semi Sealed 3203  | Semi Sealed 3204  |
|--------------|---|---|---|
|              |  |  |  |
| Features     | Board Area - 3.6mm x 3.1mm  | Board Area - 3.4mm x 3.4mm  | Board Area - 4mm x 4.5mm  |
|              | Height < 1.8mm  | Height < 2.1mm  | Height 2.4mm  |
|              | 500R to 1M Value Range  | 100R to 1M Value Range  | 100R to 1M Value Range  |
|              | 0.05W Dissipation @ 50°C  | 0.05W Dissipation   | 0.1W Dissipation  |
|              | Sealed for Processing   | Sealed for Processing   | Sealed for Processing   |



| Product Type | Sealed 3212   | Sealed 3213   | Sealed 3315   | Multiturn 3240  | Multiturn 3270  |
|--------------|---|---|---|---|---|
|              |  |  |  |  |  |
| Features     | Board Area - 2.4mm x 2.8mm  | Board Area - 3.4mm x 3.4mm  | Board Area - 5mm x 5mm  | 4mm Square Nominal  | 6mm Square Nominal  |
|              | Height 1.7mm  | Height 2.0mm  | Height 2.5mm  | Top and Side Adjust Styles  | Top and Side Adjust Styles  |
|              | 100R to 1M0 Value Range   | 10R to 1M0 Value Range  | 10R to 2M Value Range   | 10R to 2M Value Range   | 10R to 1M Value Range   |
|              | 20% Tolerance   | 20% Tolerance   | 20% Tolerance   | 10% Tolerance   | 10% Tolerance   |
|              | O-ring Sealed   | O-ring Sealed   | O-ring Sealed   | 11 Turns  | 12 Turns  |





### Resistive Products, Trimmers - Leaded

| Product Type | Economy CT6   | Economy 416   | Economy 409   | Economy CB10  | Economy CB15 / CT15   |
|--------------|---|---|---|---|---|
|              |  |  |  |  |  |
| Features     | 6mm Single Turn   | 6mm Single Turn   | 10mm Single Turn  | Carbon Element  | Carbon Element  |
|              | 200R to 1M Value Range  | 100R to 1M Value Range  | 100R to 1M Value Range  | 100R to 10M Value Range   | 100R to 4M7 Value Range   |
|              | 0.1W Dissipation  | 0.2W Dissipation  | 0.5W Dissipation  | 0.15W Log /0.25W Lin Dissipation  | 0.15W Log /0.25W Lin Dissipation  |
|              | Top and Side Adjust Versions  | Top and Side Adjust Versions  | 100 Cycles Maximum  | Long Life Version (>10,000 cycles)  | Long Life (>10,000 cycles)  |
|              | Resin Moulded Technology  | Dust and Splash Proof   | Dust and Splash Proof   | Enclosed Package  | Plug in Shaft Available   |

| Product Type | Professional 470   | Professional 4265  | Professional 4275  | Professional 4295  |
|--------------|--|--|--|--|
|              |  |  |  |  |
| Features     | 6mm Single Turn  | 6mm Single Turn Sealed   | 6mm Single Turn Sealed   | 10mm Single Turn Sealed  |
|              | 10R to 1M Value Range  | 10R to 2M Value Range  | 10R to 2M Value Range  | 10R to 2M Value Range  |
|              | 10% Tolerance  | 0.5W Dissipation   | 0.5W Dissipation   | 0.5W Dissipation   |
|              | 0.5W Dissipation   | 20% Tolerance Standard   | 10% Tolerance Standard   | TCR $\pm 100$ ppm/ $^{\circ}$ C  |
|              | Fully Sealed   | Three Pin Layouts/Taped Versions   | Three Pin Layouts/Taped Versions   | Five Pin Layouts   |

| Product Type | Multiturn 433   | Multiturn 4270  | Multiturn 4290  |
|--------------|---|---|---|
|              |  |  |  |
| Features     | 19mm Multiturn Sealed   | 6mm Multiturn Sealed  | 10mm Multiturn Sealed   |
|              | 10R to 2M Value Range   | 50R to 2M Value Range   | 50R to 2M Value Range   |
|              | 0.75W Dissipation   | 0.25W Dissipation   | 0.5W Dissipation  |
|              | 15 Electrical Turns   | 12 Electrical Turns   | 25 Electrical Turns   |
|              | Panel Mount Available   | Wide Variety of Styles  | Wide Variety of Styles  |

### Resistive Products, Potentiometers - Leaded

| Product Type | Economy PC610   | Economy 31 / 23   | Economy 51 / 54 / 56  | Economy 17P   | Economy CP16  |
|--------------|---|---|---|---|---|
|              |  |  |  |  |  |
| Features     | 9mm Square Pluggable  | 20mm/16mm Round Body  | 16mm Package  | 16mm Square all Plastic Body  | 16mm Square Package   |
|              | Polymer Element   | Printed Carbon Element  | Polymer Element   | Polymer Thick Film Element  | Polymer Thick Film Element  |
|              | 500R to 500K Value Range  | 1K to 1M Value Range (Linear)   | 470R to 2M2 Value Range   | 1K to 1M Value Range (Lin)  | 100R to 4M7 Value Range   |
|              | 0.05W Dissipation   | 0.25W Log/0.4W Lin Dissipation  | 0.25W Dissipation   | 0.25W Dissipation   | 0.1W Log/0.2W Lin Dissipation   |
|              | Non Linear Laws Available   | Non Linear Laws Available   | Non Linear Laws Available   | Non Linear Laws Available   | Non Linear Laws Available   |
|              | 10,000 Operations minimum   | Dual Gang & Switched Styles   | Switched Version  | Multigangs, Switches Available  | Switches Available  |

| Product Type | Professional CS9   | Professional TW  | Professional 5930 / 5940   | Professional LC  | Professional MC  |
|--------------|--|--|--|--|--|
|              |  |  |  |  |  |
| Features     | 9mm Square Body  | 265° Travel  | 10 Turn Multiturn  | 13mm Round Body  | 19mm Round Body  |
|              | Polymer Element  | Wirewound Element  | Wirewound Element  | Cermet Element   | Cermet Element   |
|              | 5K to 250K Value Range   | 5R to 22K Value Range  | 200R to 100K Value Range   | 100R to 2M2 Value Range  | 100R to 2M2 Value Range  |
|              | 0.05W Dissipation  | 1 Watt @ 40°C  | 2W Dissipation   | 1W Dissipation   | 2W Dissipation   |
|              | Linear or Logarithmic Laws   | TCR - 100 ppm  | <0.25% Linearity   | O-ring Spindle Sealed  | O-ring Spindle Sealed  |
|              | Multigangs, Switches Available   | 5000 Operations  | Range of Dials Available   | 25,000 Operations minimum  | 25,000 Operations minimum  |

| Product Type | Economy RW  | Rheostats BFA   |
|--------------|---|---|
|              |  |  |
| Features     | 40mm Enclosed Body  | Wirewound Variable Load   |
|              | Wirewound Element   | Up to 811W Dissipation  |
|              | 10R to 100K Value Range   | Current up to 10 Amps   |
|              | 1W (RW1), 3W (RW3) Dissipation  | 5 Case Sizes  |
|              | Linear Laws Only  | Operates up to 400°C  |
|              | Excellent Linearity   | Protective Case   |





### Encoders - Leaded

| Product Type | Contact Encoder DP(S) 9   | Contact Encoder DP(S) 12  | Contact Encoder DP(S) 15  |
|--------------|---|---|---|
|              |  |  |  |
| Features     | 9mm Square  | 12mm Square   | 12mm Square   |
|              | Switch / Detent Options   | Switch / Detent Options   | Switch / Detent Options   |
|              | Vertical / Horizontal Mounting  | Vertical / Horizontal Mounting  | Vertical / Horizontal Mounting  |
|              | Various Shaft Configurations  | Various Shaft Configurations  | Various Shaft Configurations  |
|              | 12 / 24 Pulses  | 12 / 24 Pulses  | 12 / 24 Pulse   |



### Encoders - Leaded, with Illuminated Shaft

| Product Type | Contact Encoder with LED DPSL 12   |
|--------------|--|
|              |  |
| Features     | Integrated Colour LED's (Yellow / Blue / Red / Orange / Green)                     |
|              | Switch / Detent Options  |
|              | Vertical / Horizontal Mounting   |
|              | Various Shaft Configurations   |
|              | 12 / 24 Pulses - 5V 0.5mA Rating   |



### Resistive Products, Thermistors and Varistors

| Product Type | Temperature Sense 8158  | Temperature Sense NTC   | Temperature Sense LT73  | PTC Thermistor LT   |
|--------------|---|---|---|---|
|              |  |  |  |  |
| Features     | 0402 to 1206 Package Sizes<br>40R to 500K Value Range<br>Tolerances down to 5%      | 0603 and 0805 Case Size<br>100R to 150K Value Range<br>5% or 10% Tolerance          | 0805 and 1206 Package Styles<br>510R to 6K2 Value Range<br>5% Tolerance             | Axial Leaded<br>0.16W or 0.25W<br>Wide Temperature Range<br>Values from 10R to 10K    |
|              | $\beta$ Values - 2800 to 4350 (NTC)   | $\beta$ Values -2700 to 4100  | TCR 3900ppm/°C max (PTC)  | Insulated Package Style   |
|              | $\beta$ Value Tolerances down to 1%   | 5% Tolerance on B Value   | Operating Temp. -40°C to 150°C  |   |
|              |   |   |   |   |



### Inductive Products, Moulded

| Product Type | Moulded 3610  | Moulded 3611  | Moulded 3612  | Moulded 3613  | Moulded 3615   |
|--------------|---|---|---|---|--|
|              |    |    |    |    |                                     |
| Features     | 0805, 1008, 1210, 1812 Packages<br>10µH to 1mH Value Range<br>Temp.Range -25°C to 100°C<br>Moulded Package<br>Dip and Wave Solderable | 0805, 1008, 1210, 1812 Packages<br>10µH to 1mH Value Range<br>Temp.Range -25°C to 100°C<br>Moulded Package<br>Dip and Wave Solderable | 0805, 1008, 1210, 1812 Packages<br>10µH to 1mH Value Range<br>Temp.Range -25°C to 100°C<br>Moulded Package<br>Dip and Wave Solderable | 0805, 1008, 1210, 1812 Packages<br>10µH to 1mH Value Range<br>Temp.Range -25°C to 100°C<br>Moulded Package<br>Dip and Wave Solderable | Board Area 13mm x 5mm<br>0.1µH to 1mH Value Range<br>High Current (3.5A)<br>Moulded Package<br>Dip and Wave Solderable |

### Inductive Products, High Frequency

| Product Type | High Frequency 3640   | High Frequency 3650  | High Frequency 3651 / 52 / 53  | High Frequency 3670  | High Frequency 3680   |
|--------------|---|--|--|--|---|
|              |   |    |    |                        |   |
| Features     | 0402 to 1206 Package Sizes<br>1µH to 100mH Value (E12 Grid)<br>DC Current 1200mA<br>Tolerances down to ±0.2µH<br>High Self Resonant Frequency | 0603 to 1008 Package Sizes<br>1.8nH to 4.7µH Value Range<br>DC Current up to 1Amp<br>Tolerances down to 2%<br>-40°C to 125°C Temp. Range | 0805 & 1008 Low Profile (3651)<br>0603 High Current (3652)<br>0805 & 1008 High Q (3653)<br>Tolerances Down to 2%<br>Up to 2.4A IDC | 0603 to 1206 Package Sizes<br>Low DC Resistance<br>Low Q Factor<br>High Reliability<br>Range of Tolerances | 0402, 0603, 0805 Package Sizes<br>1nH to 470nH Value Range<br>DC Current 0.3 Amps<br>Tolerances down to ±0.3 nH<br>E12 Value Grid |

### Inductive Products, Ferrite Beads

| Product Type | BMB A & B Series  | BMB R Series   | BMB L Series   | BMB P & S Series  | BMB W Series  |
|--------------|---|--|--|---|---|
|              |    |   |                                 |                                    |    |
| Features     | 0402 to 1812 Package Sizes<br>10R to 2K7 Impedance<br>General Purpose Applications<br>High Frequency Applications<br>DC Current to 0.6A | 0603 to 1206 Package Sizes<br>26R to 600R Impedance<br>Low Frequency Applications<br>Prevents Signal Ringing<br>DC Current to 0.4A | 0603 to 0805 Package Sizes<br>30R to 1K5 Impedance<br>High Current<br>Signal Line Applications<br>DC Current to 1A | 0603 to 1812 Package Sizes<br>10R to 600R Impedance<br>High Current<br>Noise Filtering Applications<br>DC Current to 6A | 0603 Size<br>120R to 1K0 Impedance<br>Minimal Electromagnetic Interference<br>Minimises Stray Capacitance<br>DC Current to 0.2A |

**Inductive Products, Power, Surface Mount - Unshielded**

| Product Type | Power Chokes 3621   | Power Chokes 3622   | Power Chokes 3623   | Power Chokes 3624   | Power Chokes 3625   |
|--------------|---|---|---|---|---|
|              |  |  |  |  |  |
| Features     | Board Area from 3mm x 2.8mm   | Board Area from 6.6mm x 4.5mm   | Board Area from 22mm x 15mm   | Board Area from 3.2mm x 1.6mm   | Board Area from 6mm x 6mm   |
|              | Values 1µH to 15,000µH  | Values 1µH to 10,000 µH   | Values 0.8µH to 1,000µH   | Values 0.12µH to 3,300µH  | Values 1.5µH to 1,000µH   |
|              | Current up to 9.5 Amps  | Current up to 10 Amps   | Current up to 16 Amps   | Current up to 9 Amps  | Current up to 7.2 Amps  |
|              | Only 1.5mm Height   | Less than 3mm Height  | Less than 7mm Height  | Less than 2mm Height  | Less than 3mm Height  |
|              | 12 Package Styles   | 4 Package Sizes   | 2 Package Sizes   | 8 Package Sizes   | 3 Package Sizes   |

| Product Type | Power Chokes 3626  |
|--------------|--|
|              |  |
| Features     | Board Area from 7.5mm x 7.5mm  |
|              | Values 10µH to 5,000µH   |
|              | Current up to 4 Amps   |
|              | Less than 4mm Height   |
|              | 2 Package Sizes  |

**Inductive Products, Leaded - Unshielded**

| Product Type | Insulated SC 10 / 20 / 30   | Leaded Axial SC   | Leaded Radial SC  | Moulded MSC   |
|--------------|---|---|---|---|
|              |  |  |  |  |
| Features     | 0402 to 1812 and Arrays   | 4 Package Sizes   | 4 Package Sizes   | 2 Case Sizes  |
|              | 5R to 2K ohms impedance   | Suited to Power Circuits  | Suited to Power Circuits  | 0.1µH to 10mH Value (E12 Grid)  |
|              | DC Current up to 6 Amps   | Wide Value Range  | Wide Value Range  | DC Current up to 1.79 Amps  |
|              | HS Signal Line, Digital Sound, High Current, High Loss, etc                         | E12 Series Values   | E12 Series Values   | 5% or 10% Tolerance   |
|              |   | DC Current to 1.7A  | DC Current to 5.6A  | Dielectric Strength up to 1KV   |






**Inductive Products, Power, Surface Mount - Shielded**

| Product Type    | Shielded Power Chokes<br>3630  | Shielded Power Chokes<br>3631   | Shielded Power Chokes<br>3632  | Shielded Power Chokes<br>3633  | Shielded Power Chokes<br>3634  |
|-----------------|--|---|--|--|--|
|                 |   |    |   |   |   |
| <b>Features</b> | Board Area from 6.5mm x 4.4mm<br>Values 1µH to 10,000µH<br>Current up to 4.5 Amps<br>Less than 3mm Height<br>6 Package Sizes | Board Area from 12.5mm x 12.5mm<br>Values 1.1µH to 1,500µH<br>Current up to 10.2 Amps<br>From 4mm Height<br>6 Package Sizes | Board Area from 10.5mm x 9.5mm<br>Values 1.5µH to 15,000µH<br>Current up to 5.6 Amps<br>From 6mm Height<br>2 Package Sizes | Board Area from 3.3mm x 3.5mm<br>Values 1µH to 220µH<br>Current up to 3.5 Amps<br>From less than 1mm Height<br>7 Package Sizes | Board Area from 3.8mm x 3.8mm<br>Values 0.9µH to 1,000µH<br>Current up to 4.6 Amps<br>From less than 1.2mm Height<br>9 Package Sizes |

| Product Type    | Shielded Power Chokes<br>3635  | Shielded Power Chokes<br>3636   | Shielded Power Chokes<br>3637   | Shielded Power Chokes<br>3638  | Shielded Power Chokes<br>3639  |
|-----------------|--|---|---|--|--|
|                 |                                       |                                        |                                      |   |   |
| <b>Features</b> | Board Area from 6.6mm x 6.6mm<br>Values .054µH to 7.4µH<br>Current up to 38 Amps<br>From 4.5mm Height<br>2 Package Sizes | Board Area 7.8mm x 7.5mm<br>Values 1.2µH to 5,600µH<br>Current up to 2.6 Amps<br>Less than 2.5mm Height<br>1 Package Size | Board Area from 7.5mm x 7.5mm<br>Values 10µH to 1,500µH<br>Current up to 4.6 Amps<br>From 4mm Height<br>3 Package Sizes | Board Area from 6mm x 6mm<br>Values 1µH to 1,000µH<br>Current up to 3.8 Amps<br>From less than 3mm Height<br>3 Package Sizes | Board Area from 8mm x 8mm<br>Values 0.8µH to 330µH<br>Current up to 7.8 Amps<br>From less than 3mm Height<br>5 Package Sizes |



### Capacitive Products, Ceramic - Surface Mount

| Product Type | NPO Dielectric<br>TYC   | X7R / X5R Dielectric<br>TYC   | Y5V Dielectric<br>TYC   |
|--------------|---|---|---|
|              |  |  |  |
| Features     | Ultra Stable  | Semi Stable and High K  | General Purpose, High K   |
|              | Low ESR   | High Volumetric Efficiency  | High Volumetric Efficiency  |
|              | No Ageing of Capacitance  | Extended Voltage Ratings  | Non Polar Construction  |
|              | 0201 to 1206 Sizes  | 0402 to 1206 Sizes  | 0402 - 1206 Sizes   |
|              | Tolerances down to $\pm 1\%$  | 5% Tolerance Available  | 20% Tolerance Available   |

### Capacitive Products, Tantalum - Surface Mount

| Product Type | Standard<br>TYTS   | Extended Range<br>TYTM   | 0805 Case Size<br>TYTP  | Low ESR<br>TYTR   |
|--------------|--|--|---|---|
|              |  |  |  |  |
| Features     | Full Value Range   | Super Compact Size   | Super Compact Size  | Suited to High Frequency  |
|              | A, B, C & D Case Sizes   | A, B, C & D Case Sizes   | Suited to High Density PCB's  | B, C & D Case Sizes   |
|              | 4V to 50V Ratings  | 2.5V to 50V Ratings  | 2.5V to 25V Ratings   | 6V to 35V Ratings   |
|              | 10% / 20% Tolerance  | 10% or 20% Tolerance   | 10% or 20% Tolerance  | 10% or 20% Tolerance  |
|              | RoHS Compliant   | RoHS Compliant   | RoHS Compliant  | RoHS Compliant  |

### Capacitive Products, Aluminium Electrolytic - Surface Mount

| Product Type | 85°C<br>TYEV  | 105°C<br>TYEH   | Long Life<br>TYEL   | Low Impedance<br>TYEE   | Organic Conductive Polymer<br>TYOH  |
|--------------|---|---|---|---|---|
|              |  |  |  |  |  |
| Features     | -40°C to +85°C  | -40°C to +105°C   | -40°C to +105°C   | -55°C to +105°C   | -55°C to +105°C   |
|              | 4.0V to 100V DC   | 6.3V to 100V DC   | 6.3V to 50V DC  | 6.3V to 50V DC  | 2.5V to 25V DC  |
|              | 2000 Hours Load Life  | Up to 3000 Hours Load Life  | 3000 Hours Load Life  | 1000 Hours Load Life  | 2000 Hours Load Life  |
|              | 0.1 to 6800 $\mu$ F Capacitance Range   | 0.1 to 6800 $\mu$ F Capacitance Range   | 0.1 to 1000 $\mu$ F Capacitance Range   | 1.0 to 220 $\mu$ F Capacitance Range  | 22 to 2700 $\mu$ F Capacitance Range  |
|              | 7 Case Sizes  | 7 Case Sizes  | 6 Case Sizes  | 4 Case Sizes  | 7 Case Styles   |

## Colour Code in Accordance with IEC 62



| Colour | 1st Figure | 2nd Figure | 3rd Figure | Multiplier    | Tolerance |         |
|--------|------------|------------|------------|---------------|-----------|---------|
|        |            |            |            |               | Letter    | Percent |
| Black  | 0          | 0          | 0          | 1             |           |         |
| Brown  | 1          | 1          | 1          | 10            | F         | ±1%     |
| Red    | 2          | 2          | 2          | 100           | G         | ±2%     |
| Orange | 3          | 3          | 3          | 1,000         |           |         |
| Yellow | 4          | 4          | 4          | 10,000        |           |         |
| Green  | 5          | 5          | 5          | 100,000       | D         | ±0.5%   |
| Blue   | 6          | 6          | 6          | 1,000,000     | C         | ±0.25%  |
| Violet | 7          | 7          | 7          | 10,000,000    | B         | ±0.1%   |
| Grey   | 8          | 8          | 8          | 100,000,000   |           |         |
| White  | 9          | 9          | 9          | 1,000,000,000 |           |         |
| Gold   |            |            |            | 0.1           | J         | ±5%     |
| Silver |            |            |            | 0.01          | K         | ±10%    |
| None   |            |            |            |               | M         | ±20%    |

## E Series Value Grid

| E Series in accordance with IEC 63 |     |     |     |     |     |     |     |     |     |     |     |     |     |     |     |     |     |     |     |     |     |     |     |
|------------------------------------|-----|-----|-----|-----|-----|-----|-----|-----|-----|-----|-----|-----|-----|-----|-----|-----|-----|-----|-----|-----|-----|-----|-----|
| E6                                 | E12 | E24 | E96 | E6  | E12 | E24 | E96 | E6  | E12 | E24 | E96 | E6  | E12 | E24 | E96 | E6  | E12 | E24 | E96 | E6  | E12 | E24 | E96 |
| 100                                | 100 | 100 | 100 |     |     |     | 147 | 220 | 220 | 220 | 215 |     |     |     | 316 | 470 | 470 | 470 | 464 | 680 | 680 | 680 | 681 |
|                                    |     |     | 102 | 150 | 150 | 150 | 150 |     |     |     | 221 | 330 | 330 | 330 | 324 |     |     |     | 475 |     |     |     | 698 |
|                                    |     |     | 105 |     |     |     | 154 |     |     |     | 226 |     |     |     | 332 |     |     |     | 487 |     |     |     | 715 |
|                                    |     |     | 107 |     |     | 160 | 158 |     |     |     | 232 |     |     |     | 340 |     |     |     | 499 |     |     |     | 732 |
|                                    |     | 110 | 110 |     |     |     | 162 |     |     | 240 | 237 |     |     |     | 348 |     |     | 510 | 511 |     | 750 | 750 |     |
|                                    |     |     | 113 |     |     |     | 165 |     |     |     | 243 |     |     | 360 | 357 |     |     |     | 523 |     |     |     | 768 |
|                                    |     |     | 115 |     |     |     | 169 |     |     |     | 249 |     |     |     | 365 |     |     |     | 536 |     |     |     | 787 |
|                                    |     | 120 | 120 | 118 |     |     | 174 |     |     |     | 255 |     |     |     | 374 |     |     |     | 549 |     | 820 | 820 | 806 |
|                                    |     |     | 121 |     | 180 | 180 | 178 |     |     |     | 261 |     | 390 | 390 | 383 |     | 560 | 560 | 562 |     |     |     | 825 |
|                                    |     |     | 124 |     |     |     | 182 |     | 270 | 270 | 267 |     |     |     | 392 |     |     |     | 576 |     |     |     | 845 |
|                                    |     |     | 127 |     |     |     | 187 |     |     |     | 274 |     |     |     | 402 |     |     |     | 590 |     |     |     | 866 |
|                                    |     |     | 130 | 130 |     |     | 191 |     |     |     | 280 |     |     |     | 412 |     |     |     | 604 |     |     |     | 887 |
|                                    |     |     | 133 |     |     |     | 196 |     |     |     | 287 |     |     |     | 422 |     |     | 620 | 619 |     | 910 | 909 |     |
|                                    |     |     | 137 |     |     | 200 | 200 |     |     |     | 294 |     |     | 430 | 432 |     |     |     | 634 |     |     |     | 931 |
|                                    |     |     | 140 |     |     |     | 205 |     |     | 300 | 301 |     |     |     | 442 |     |     |     | 649 |     |     |     | 953 |
|                                    |     |     | 143 |     |     |     | 210 |     |     |     | 309 |     |     |     | 453 |     |     |     | 665 |     |     |     | 976 |



Associated Products


---



Alcoswitch Switches



Schrack PCB Relays




Amp Connectors



Power Resistors



Microdot  
Connectors and Cables



Notes

---

---

---

---

---

---

---

---

---

---

---

---

---

---

---

---

---

---

---

---

---

---

---

---

---

## Contacts

### **Austria** – Vienna

Phone: +43-1-905-60-0  
Fax: +43-1-905-60-1333  
Product Information Center:  
Phone: +43-1-905-60-1249  
Fax: +43-1-905-60-1251

### **Belgium** – Kessel-Lo

Phone: +32-16-352-300  
Fax: +32-16-352-352

### **Bulgaria** – Sofia

Phone: +359-2-971-2152  
Fax: +359-2-971-2153

### **Czech Republic and Slovakia**

**Czech Republic** – Kurim  
Phone: +420-541-162-111  
Fax: +420-541-162-223  
Product Information Center:  
Phone: +420-541-162-113  
Fax: +420-541-162-132

### **Denmark** – Glostrup

Phone: +45-43-48-04-00  
Fax: +45-43-44-14-14

### **Egypt** – Cairo

Phone: +202-419-2334  
Fax: +202-417-7647

### **Estonia** – Tartu

Phone: +372-5138-274  
Fax: +372-7400-779

### **Finland** – Helsinki

Phone: +358-95-12-34-20  
Fax: +358-95-12-34-250

### **France** – Cergy-Pontoise Cedex

Phone: +33-1-3420-8888  
Fax: +33-1-3420-8600

### Product Information Center:

Phone: +33-1-3420-8686  
Fax: +33-1-3420-8623

### **France Export Divisions** –

Cergy-Pontoise Cedex  
Phone: +33-1-3420-8804  
Fax: +33-1-3420-8699

### **Germany** – Bensheim

Phone: +49-6251-133-0  
Fax: +49-6251-133-1600  
Product Information Center:  
Phone: +49-6251-133-1999  
Fax: +49-6251-133-1988

### **Greece** – Athens

Phone: +30-210-9370-396/397  
Fax: +30-210-9370-655

### **Hungary** – Budapest

Phone: +36-1-289-1000  
Fax: +36-1-289-1010  
Product Information Center:  
Phone: +36-1-289-1016  
Fax: +36-1-289-1017

### **Ireland** – Dublin

Phone: +353-1-866-5612  
Fax: +353-1-866-5714

### **Israel** – Petach-Tikva

Phone: +972-3-929-0999  
Fax: +972-3-919-1088

### **Italy** – Collegno (Torino)

Phone: +39-011-4012-111  
Fax: +39-011-4031-116  
Product Information Center:  
Phone: +39-011-4012-428  
Fax: +39-011-4028-7428

### **Lithuania and Latvia**

**Lithuania** – Vilnius  
Phone: +370-5-213-1402  
Fax: +370-5-213-1403  
Product Information Center:  
Phone: +370-5-211-3016  
Fax: +370-5-213-1403

### **Netherlands** – 's-Hertogenbosch

Phone: +31-73-6246-246  
Fax: +31-73-6212-365  
Product Information Center:  
Phone: +31-73-6246-999  
Fax: +31-73-6246-998

### **Norway** – Nesbru

Phone: +47-66-77-88-50  
Fax: +47-66-77-88-55

### **Poland** – Warsaw

Phone: +48-22-4576-700  
Fax: +48-22-4576-720  
Product Information Center:  
Phone: +48-22-4576-704  
Fax: +48-22-4576-720

### **Romania** – Bucharest

Phone: +40-21-311-3479/3596  
Fax: +40-21-312-0574

### **Russia** – Moscow

Phone: +7-495-790-7902  
Fax: +7-495-721-1893  
Product Information Center:  
Phone: +7-495-790-7902-404  
Fax: +7-495-790-7902-401

### **Russia** – St.Petersburg

Phone: +7-812-718-8192  
Fax: +7-812-718-8193

### **Slovenia** – Ljubljana

Phone: +386-1561-3270  
Fax: +386-1561-3240

### **South Africa** – Port Elizabeth

Phone: +27-41-503-4500  
Fax: +27-41-581-0440

### **Spain** – Barcelona

Phone: +34-93-291-0330  
Fax: +34-93-201-7879

### **Sweden** – Upplands Väsby

Phone: +46-8-50-72-50-00  
Fax: +46-8-50-72-50-01

### **Switzerland** – Steinach

Phone: +41-71-447-0447  
Fax: +41-71-447-0444

### **Turkey** – Istanbul

Phone: +90-212-281-8181/2/3  
+90-212-282-5130/5430  
Fax: +90-212-281-8184

### **Ukraine** – Kiev

Phone: +380-44-206-2265  
Fax: +380-44-206-2264  
Product Information Center:  
Phone: +380-44-206-2265  
Fax: +380-44-206-2264

### **United Kingdom** –

Stanmore, Middlesex  
Phone: +44-8706-080208  
Fax: +44-208-954-6234  
Product Information Center:  
Freephone (UK only):  
0800-267-666  
Phone: +44-8706-080208  
Fax: +44-208-420-8095



Компания «ЭлектроПласт» предлагает заключение долгосрочных отношений при поставках импортных электронных компонентов на взаимовыгодных условиях!

Наши преимущества:

- Оперативные поставки широкого спектра электронных компонентов отечественного и импортного производства напрямую от производителей и с крупнейших мировых складов;
- Поставка более 17-ти миллионов наименований электронных компонентов;
- Поставка сложных, дефицитных, либо снятых с производства позиций;
- Оперативные сроки поставки под заказ (от 5 рабочих дней);
- Экспресс доставка в любую точку России;
- Техническая поддержка проекта, помощь в подборе аналогов, поставка прототипов;
- Система менеджмента качества сертифицирована по Международному стандарту ISO 9001;
- Лицензия ФСБ на осуществление работ с использованием сведений, составляющих государственную тайну;
- Поставка специализированных компонентов (Xilinx, Altera, Analog Devices, Intersil, Interpoint, Microsemi, Aeroflex, Peregrine, Syfer, Eurofarad, Texas Instrument, Miteq, Cobham, E2V, MA-COM, Hittite, Mini-Circuits, General Dynamics и др.);

Помимо этого, одним из направлений компании «ЭлектроПласт» является направление «Источники питания». Мы предлагаем Вам помощь Конструкторского отдела:

- Подбор оптимального решения, техническое обоснование при выборе компонента;
- Подбор аналогов;
- Консультации по применению компонента;
- Поставка образцов и прототипов;
- Техническая поддержка проекта;
- Защита от снятия компонента с производства.



#### Как с нами связаться

**Телефон:** 8 (812) 309 58 32 (многоканальный)

**Факс:** 8 (812) 320-02-42

**Электронная почта:** [org@eplast1.ru](mailto:org@eplast1.ru)

**Адрес:** 198099, г. Санкт-Петербург, ул. Калинина, дом 2, корпус 4, литера А.