



## MVC 15KV

Amphenol Industrial Global Operations (AIGO) offers many products and solutions for the mining market. When looking for the best interconnect for the job, AIGO's MVC 15KV cable coupler with "Rapid-Couple®" technology will not leave you guessing. A hazardous industry by its very nature, mine sites must rely heavily on electrical equipment. The safe and reliable transfer of electricity throughout a site is a significant concern. The MVC 15KV incorporates patented RADSOK® contact technology for higher amperage (20% greater than a standard contact), lower T-rise, less resistance and reduced mating forces.

Engineered to Amphenol's high standards for ruggedness and reliability there is no field condition in the world that can impede the MVC. Our Rapid-Couple® interlock method makes for quick and easy mating and unmating. This provides for positive mating and secure fitting covers that repel water and soil while keeping the contacts uncontaminated. The MVC 15KV coupler has been remarkably designed with a wide range of features and benefits that makes this the coupler of choice for the mining industry and other markets.

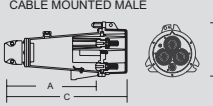
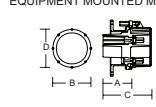
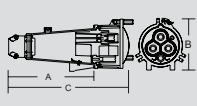
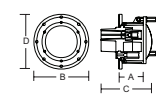
### Features:


- Up to 600 Amps
- Cast aluminum housing standard, other materials available
- Bolt-on strain relief backend eliminates external threads
- Contact Termination: Solder
- Self-aligning housings
- All parts are replaceable, including contacts, and can be serviced easily in the field, equaling less downtime for repairs
- Rapid-Couple mating technology
- Incorporates patented RADSOK® contact technology leading to 20% more current in the same size contact, while reducing mating forces
- Medially-located grounded surface running through mounting plate
- Fire retardant insulators
- Weatherproof covers
- Industry-wide compatibility
- Coupler mating is a one person operation without the need for expensive tools or closing mechanisms



The Amphenol MVC 15KV coupler has a standard contact arrangement containing three insulated phase contacts, one ground contact, and one isolated ground check (pilot contact). Please consult the factory for other contact configurations.

Technical Data	
Rated Current	Up to 600 Amps
Rated Voltage	15,000V
Cable Size	Up to 500 MCM, 250mm <sup>2</sup>

MVC 15KV Amp Coupler Weights and Dimensions						
Illustration (not to scale)	Dimensions					Weight
	A	B	C	D	E	
<b>CABLE MOUNTED MALE</b> 	20 1/4" 514 mm	10 1/2" 267 mm	24 1/2" 622 mm			38.0 lb 17.0 kg
<b>EQUIPMENT MOUNTED MALE</b> 	4 3/4" 121 mm	12 1/4" 311 mm	9" 229 mm	11" 279 mm	1 1/2" 38 mm	32.0 lb 14.5 kg
<b>CABLE MOUNTED FEMALE</b> 	24" 610 mm	11 1/2" 292 mm	27" 686 mm			38.0 lb 17.0 kg
<b>EQUIPMENT MOUNTED FEMALE</b> 	5 1/4" 133 mm	12 1/4" 311 mm	8 1/4" 210 mm	11" 279 mm	4" 102 mm	27.0 lb 12.3 kg



How to order							
1	2	3	4	5	6	7	8
MVC	8	P	2	P	C	W6	(BL)
Product Line	Voltage	Body Type	Mounting	Contacts	Conductor Size	Entrance Fitting/Seal Size (Leave Blank for 600V or Equipment Mount)	Modifications
MVC Medium Voltage Connector	15 15KV	P Plug R Receptacle	1 Equipment Mount 2 Cable Mount	P Pin S Socket	See Table A	See Table B	K Key Interlock F Fiber Provision See Table C Powder Coating Body

Table A (Conductor Size)	
Conductor	Code
#4 AWG	A
#3 AWG	B
#2 AWG	C
#1 AWG	D
1/0 AWG	E
2/0 AWG	F
3/0 AWG	G
4/0 AWG	H
250 MCM	I
300 MCM	J
350 MCM	K
400 MCM	L
450 MCM	M
500 MCM	N

Table B (Entrance Fitting & Cable Seal)		
Outside Cable Diameter		Code
(mm)	(in)	
20.9-22.1	0.82-0.87	W1
22.4-23.9	0.88-0.94	W2
24.2-25.7	0.95-1.01	W3
26.0-26.9	1.02-1.06	W4
27.2-28.5	1.07-1.12	W5
28.8-31.8	1.13-1.25	W6
32.1-34.8	1.26-1.37	W7
35.1-38.1	1.38-1.50	W8
38.4-41.2	1.51-1.62	W9
41.5-44.5	1.63-1.75	W10
44.8-47.5	1.76-1.87	W11
47.8-50.8	1.88-2.00	X1
51.0-53.9	2.01-2.12	X2
54.2-57.2	2.13-2.25	X3
57.5-60.2	2.26-2.37	X4
60.5-63.5	2.38-2.50	Y1
63.8-66.6	2.51-2.62	Y2
66.9-69.9	2.63-2.75	Y3
70.2-72.9	2.76-2.87	Z1
73.2-76.2	2.88-3.00	Z2
76.5-79.3	3.01-3.12	Z3
79.6-82.6	3.13-3.25	Z4
82.9-85.6	3.26-3.37	Z5
85.9-88.9	3.38-3.50	Z6

Table C (Powder Coating Color)	
Color	Code
No Color	Leave Blank (Standard)
Blue	BL
Orange	OG
Red	RD
White	WH

**Other Markets: Tunneling, Utility & Shore Power**

Notice: Specifications are subject to change without notice. Contact your nearest Amphenol Corporation Sales Office for the latest specifications. All statements, information and data given herein are believed to be accurate and reliable but are presented without guarantee, warranty, or responsibility of any kind, expressed or implied. Statements of suggestions concerning possible use of our products are made without representation or warranty that any such use is free of patent infringement and are not recommendations to infringe any patent. The user should assume that all safety measures are indicated or that other measures may not be required. Specifications are typical and may not apply to all connectors.

For further information on your individual application requirements, contact: Amphenol Corporation

North America:  
Amphenol Industrial Operations  
180 N. Freeport Drive, Plant 4  
Nogales, AZ 85621  
Tel: (520) 285-5130  
Fax: (520) 285-5134

Email: rpedrazzini@amphenol-aio.com

Europe:  
Amphenol Industrial Operations Europe  
Via Barbaiana 5  
1-20020 Lainate (MI) Italy  
Tel: +39 02 93254.204  
Fax: +39 02 93254.444

Email: info@amphenol-aio.com

Middle East:  
Amphenol Middle East Enterprises FZE  
Office C-37 PO Box 21107  
Ajman Free Zone, UAE  
Tel: +9716-7422494  
Fax: +9716-7422941

Email: ameezfe@eim.ae

Asia:  
Amphenol Technology (Zhuhai) Co., LTD  
No.63, Xin Han Rd., San Zao Town,  
Jin Wan District  
Zhuhai City, China 519040  
Tel: +0756-3989760  
Fax: +0756-3989768  
www.amphenol-industrial.com



Компания «ЭлектроПласт» предлагает заключение долгосрочных отношений при поставках импортных электронных компонентов на взаимовыгодных условиях!

Наши преимущества:

- Оперативные поставки широкого спектра электронных компонентов отечественного и импортного производства напрямую от производителей и с крупнейших мировых складов;
- Поставка более 17-ти миллионов наименований электронных компонентов;
- Поставка сложных, дефицитных, либо снятых с производства позиций;
- Оперативные сроки поставки под заказ (от 5 рабочих дней);
- Экспресс доставка в любую точку России;
- Техническая поддержка проекта, помощь в подборе аналогов, поставка прототипов;
- Система менеджмента качества сертифицирована по Международному стандарту ISO 9001;
- Лицензия ФСБ на осуществление работ с использованием сведений, составляющих государственную тайну;
- Поставка специализированных компонентов (Xilinx, Altera, Analog Devices, Intersil, Interpoint, Microsemi, Aeroflex, Peregrine, Syfer, Eurofarad, Texas Instrument, Miteq, Cobham, E2V, MA-COM, Hittite, Mini-Circuits, General Dynamics и др.);

Помимо этого, одним из направлений компании «ЭлектроПласт» является направление «Источники питания». Мы предлагаем Вам помощь Конструкторского отдела:

- Подбор оптимального решения, техническое обоснование при выборе компонента;
- Подбор аналогов;
- Консультации по применению компонента;
- Поставка образцов и прототипов;
- Техническая поддержка проекта;
- Защита от снятия компонента с производства.



#### Как с нами связаться

**Телефон:** 8 (812) 309 58 32 (многоканальный)

**Факс:** 8 (812) 320-02-42

**Электронная почта:** [org@eplast1.ru](mailto:org@eplast1.ru)

**Адрес:** 198099, г. Санкт-Петербург, ул. Калинина, дом 2, корпус 4, литера А.