POWERLINE

DC/DC-Converter
Power Module

with 3 year Warranty

RECOM

15-60 Watt Single & Dual Outputs

CE

RoHS 2002/95/EC 6/6

EN-60950-1 Certified
CE Marked

Power Modules

Features

- DC/DC Power Module
- 15W to 40W with 4:1 inputs, 60W with 2:1
- Screw Terminal Connections
- Class B EMC Filter built-in
- Input Fuse
- Reverse Polarity Protected
- Inrush Current Limiting (Soft Start)
- Output Trim Potentiometer
- Output LED Indicator
- DIN Rail Mounting or Panel Mount Options

Description

The Recom Power Module takes a standard 15W-60W converter and mounts it on a PCB with screw terminals, an EMC filter, input protection circuitry and a built-in heatsink to offer a complete power module that can be mounted on a bulkhead or on a standard DIN rail. The Power Module is primarily designed for transport applications such as a GPS vehicle tracking power supply or a radio communications power supply, but will also find many uses in industrial, communications or battery-powered applications.

How to use this datasheet:
1. Select the converter that suits your application from the converter series list below
2. Decide on DIN Mount (RPMD) or bulkhead (RPM) version
Ordering example: 40W, 18-75 VDC in, single 12V out, DIN Mount = RPMD40-4812SGW

Selection Guide Single and Dual Outputs - Panel Mount Version

Power Module Part Number (Bulkhead Version)	Input Range VDC	Output Power Watts	Internal Fuse (Replaceable)	Converter Series
RPM15-24xxS_DFW**	9.5-36	15	F4A	RP15-24xxS_DFW
RPM15-48xxS_DFW**	18-75	15	F4A	RP15-48xxS_DFW
RPM20-24xxS_DFW**	9.5-36	20	F4A	RP20-24xxS_DFW
RPM20-48xxS_DFW**	18-75	20	F4A	RP20-48xxS_DFW
RPM30-24xxS_DEW**	10-40	30	F6A	RP30-24xxS_DEW
RPM30-48xxS_DEW**	18-75	30	F4A	RP30-48xxS_DGW
RPM40-48xxS_DGW**	18-75	40	F4A	RP40-48xxS_DGW
RPM60-24xxSG**	18-36	60	F8A	RP60-24xxSG
RPM60-48xxSG**	36-75	60	F4A	RP60-48xxSG

** add /P or /N for Positive or Negative CTRL logic

Selection Guide Single and Dual Outputs - DIN Rail Version

Power Module Part Number (DIN rail Version)	Input Range VDC	Output Power Watts	Internal Fuse (Replaceable)	Converter Series
RPMD15-24xxS_DFW**	9.5-36	15	F4A	RP15-24xxS_DFW
RPMD15-48xxS_DFW**	18-75	15	F4A	RP15-48xxS_DFW
RPMD20-24xxS_DFW**	9.5-36	20	F4A	RP20-24xxS_DFW
RPMD20-48xxS_DFW**	18-75	20	F4A	RP20-48xxS_DFW
RPMD30-24xxS_DEW**	10-40	30	F6A	RP30-24xxS_DEW
RPMD30-48xxS_DEW**	18-75	30	F4A	RP30-48xxS_DEW
RPMD40-24xxS_DGW**	9.5-36	40	F4A	RP40-24xxS_DGW
RPMD40-48xxS_DGW**	18-75	40	F4A	RP40-48xxS_DGW
RPMD60-24xxSG**	18-36	60	F8A	RP60-24xxSG
RPMD60-48xxSG**	36-75	60	F4A	RP60-48xxSG

** add /P or /N for Positvie or Negative CTRL logic

xx = Output Voltage Options
Single Outputs:
3.3S = 3.3V
05S = 5V
12S = 12V
15S = 15V
Dual Outputs:
12D = ±12V
15D = ±15V

Refer to converter series datasheets for detailed information.

Specifications (typical at nominal input and 25°C unless otherwise noted)

Specifications are as in individual converter datasheets with the following exceptions:
(move to top of next page)

Please Read Application Notes

Bulkhead Version

Input Voltage Range		see selection guide
Inrush current	Nominal Vin and Full Load	soft start
Startup time	Power up: Nominal Vin and Full Load	100ms typ.
	CTRL pin: Nominal Vin and Full Load	20ms typ.
Thermal impedance		8.5°C/W
Conducted Emissions	EN55022	Class B
Radiated Emissions	EN55022	Class B
ESD	EN61000-4-2	Perf. Criteria A
Radiated Immunity	EN61000-4-3	Perf. Criteria A
Fast Transient	EN61000-4-4	Perf. Criteria A
Surge	EN61000-4-5	Perf. Criteria A
Conducted Immunity	EN61000-4-6	Perf. Criteria A
Chassis Material		Aluminium
Connectors		Screw Terminal
Weight		134g
Packing Quantity		1 pc.
Dimensions		101.6 x 57.15 x 19.0mm
Certifications	LVD20110124	EN-60950-1:2006 + A11:2009 +A1:2010

DIN-Rail Version

Input Voltage Range		see selection guide
Inrush current	Nominal Vin and Full Load	<15A
Startup time	Power up: Nominal Vin and Full Load	100ms typ.
	CTRL pin: Nominal Vin and Full Load	20ms typ.
Thermal impedance		4.2°C/W
Conducted Emissions	EN55022	Class B
Radiated Emissions	EN55022	Class B
ESD	EN61000-4-2	Perf. Criteria A
Radiated Immunity	EN61000-4-3	Perf. Criteria A
Fast Transient	EN61000-4-4	Perf. Criteria A
Surge	EN61000-4-5	Perf. Criteria A
Conducted Immunity	EN61000-4-6	Perf. Criteria A
Chassis Material		Aluminium
Connectors		Screw Terminal
Weight		182g
Packing Quantity		30 pcs.
Dimensions		125.0 x 57.6 x 24.5mm
Certifications	LVD20110124	EN-60950-1:2006 + A11:2009 +A1:2010

Derating Graph (Ambient Temperature) - DIN Rail version

Derating graphs are valid only for the shown part numbers.
If you need detailed derating information about a part number not shown here please contact our technical customer service at info@recom-development.at

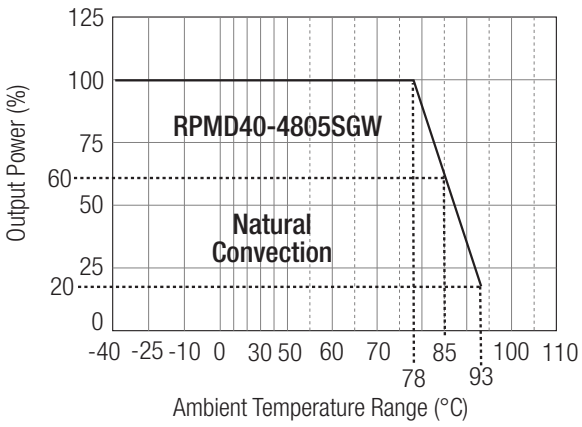

RPM

Package Style and Connections

Panel Mount Version

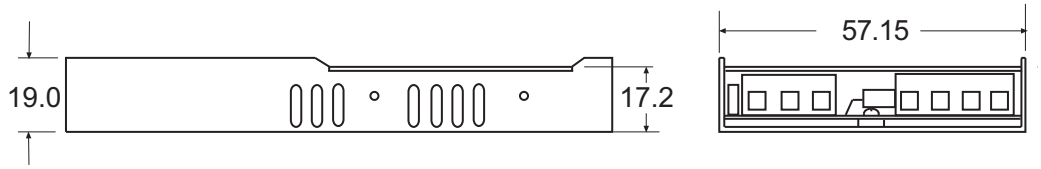

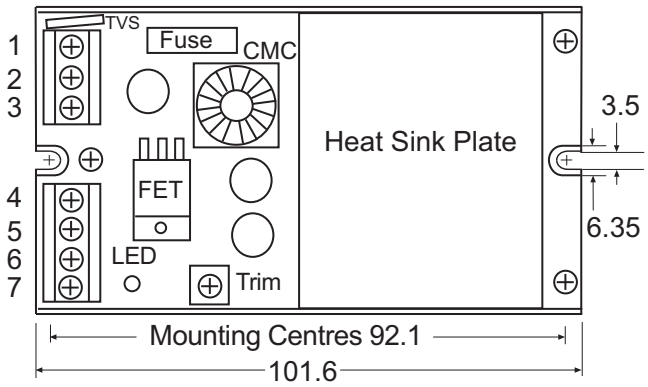

Screw Terminal Connections

Terminal	Single	Dual
1	+Vin	+Vin
2	-Vin	-Vin
3	CTRL	CTRL
4	NC	NC
5	-Vout	-Vout
6	+Vout	Com
7	NC	+Vout

Tolerance ±0.25 mm

DIN Rail Version

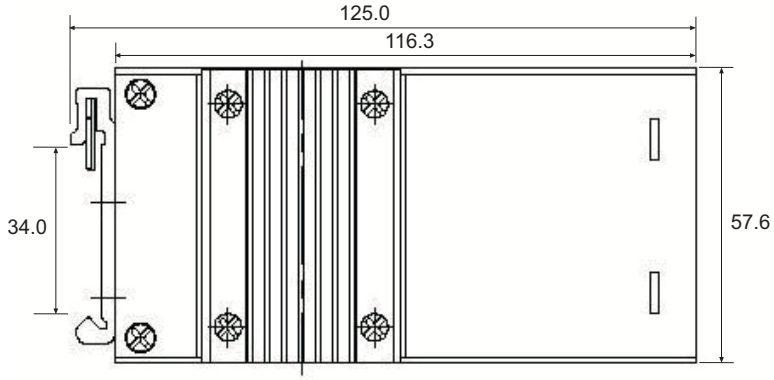

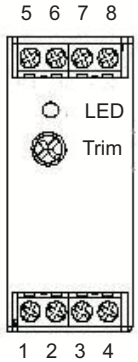

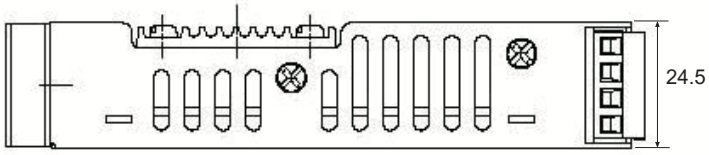

Screw Terminal Connections

Terminal	Single	Dual
1	CTRL	CTRL
2	-Vin	-Vin
3	-Vin	-Vin
4	+Vin	+Vin
5	NC	NC
6	-Vout	-Vout
7	+Vout	Com
8	NC	+Vout

Tolerance ±0.5 mm

Компания «ЭлектроПласт» предлагает заключение долгосрочных отношений при поставках импортных электронных компонентов на взаимовыгодных условиях!

Наши преимущества:

- Оперативные поставки широкого спектра электронных компонентов отечественного и импортного производства напрямую от производителей и с крупнейших мировых складов;
- Поставка более 17-ти миллионов наименований электронных компонентов;
- Поставка сложных, дефицитных, либо снятых с производства позиций;
- Оперативные сроки поставки под заказ (от 5 рабочих дней);
- Экспресс доставка в любую точку России;
- Техническая поддержка проекта, помощь в подборе аналогов, поставка прототипов;
- Система менеджмента качества сертифицирована по Международному стандарту ISO 9001;
- Лицензия ФСБ на осуществление работ с использованием сведений, составляющих государственную тайну;
- Поставка специализированных компонентов (Xilinx, Altera, Analog Devices, Intersil, Interpoint, Microsemi, Aeroflex, Peregrine, Syfer, Eurofarad, Texas Instrument, Miteq, Cobham, E2V, MA-COM, Hittite, Mini-Circuits,General Dynamics и др.);

Помимо этого, одним из направлений компании «ЭлектроПласт» является направление «Источники питания». Мы предлагаем Вам помощь Конструкторского отдела:

- Подбор оптимального решения, техническое обоснование при выборе компонента;
- Подбор аналогов;
- Консультации по применению компонента;
- Поставка образцов и прототипов;
- Техническая поддержка проекта;
- Защита от снятия компонента с производства.

Как с нами связаться

Телефон: 8 (812) 309 58 32 (многоканальный)
Факс: 8 (812) 320-02-42
Электронная почта: org@eplast1.ru
Адрес: 198099, г. Санкт-Петербург, ул. Калинина, дом 2, корпус 4, литера А.