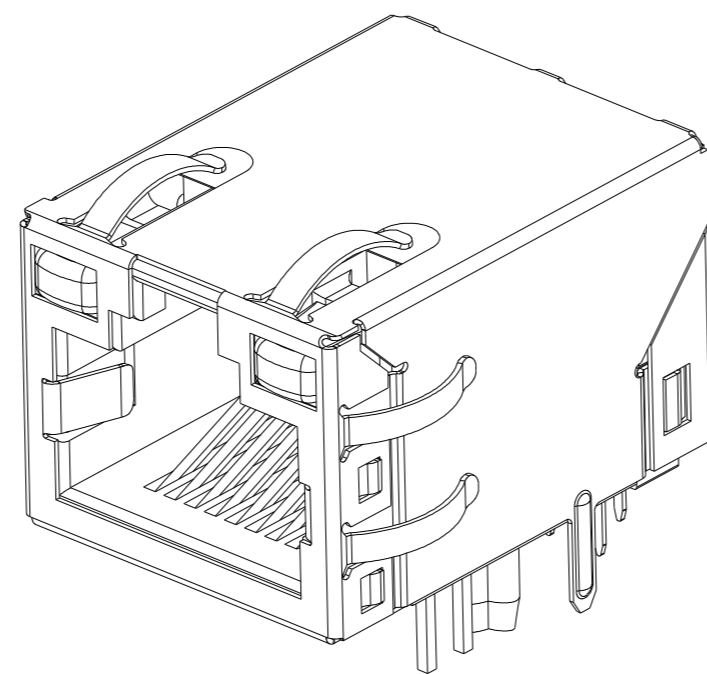
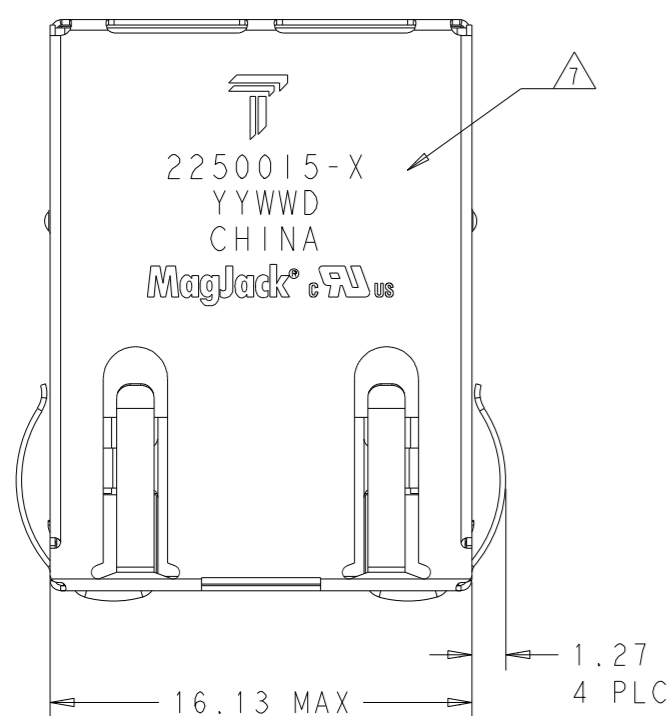


THIS DRAWING AND THE SUBJECT MATTER SHOWN THEREON ARE CONFIDENTIAL AND THE PROPERTY OF BEL/STEWART/TRP CONNECTOR AND SHALL NOT BE REPRODUCED, COPIED, OR USED IN ANY MANNER WITHOUT THE WRITTEN CONSENT OF TRP CONNECTOR.

PRODUCT MAY BE PROTECTED BY ONE OR MORE OF THE FOLLOWING US PATENTS:
 5736910 5939955 6425781 6428361 6554638 6840817 7123117
 7429195 7717749 7808751 6217391 6149050 7924130

REVISIONS				
#	LTN	DESCRIPTION	DATE	OWN APVD
4		EC-1411035 COMPANY LOGO CHANGE	30DEC2014	DP TY



1. MATERIALS

- HOUSING: THERMOPLASTIC, FLAMMABILITY RATING UL 94V-0.
- SHIELD: BRASS 0.20mm THICK, PREPLATED WITH 0.76um MIN SEMI-BRIGHT NICKEL. SOLDER TABS POST DIPPED WITH 2.54um MIN SAC SOLDER.
- CONTACTS: PHOSPHOR BRONZE 0.46mm X 0.30mm, PHOSPHOR BRONZE, 1.27um MIN NICKEL UNDERPLATE, WITH 1.27um MIN GOLD PLATING AT MATING INTERFACE AND 2.54um MIN MATTE TIN ON SOLDER TAILS, OR 1.27um MIN NICKEL UNDERPLATE, WITH 0.05um GOLD PLATING OVER 0.76um MIN PALLADIUM NICKEL PLATING AT MATING INTERFACE AND 2.54um MIN MATTE TIN ON SOLDER TAILS.
- SOLDER TAILS: 0.25mm THICK, PHOSPHOR BRONZE, 1.27um MIN OVERALL NICKEL UNDERPLATE, 3um TIN PLATE
- LIGHT EMITTING DIODE (LED): DIFFUSED EPOXY LENS, 0.5mm X 0.5mm CARBON STEEL WIREFRAME LEADS PREPLATED WITH 2.03um MIN. SILVER PLATE OVER 1.02um MIN. NICKEL OVER 1.02um MIN. COPPER UNDERPLATE; LEADS POST-PLATED WITH 3.05um MIN. MATTE TIN AND/OR SAC SOLDER DIP OR PURE TIN SOLDER DIP

△ RJ45 JACK CAVITY CONFORMS TO FCC RULES AND REGULATIONS PART 68 SUB PART F.

△ MAGNETICS

- APPLICATION: 10/100/1000 BASE-T, EXTENDED TEMPERATURE
- IMPEDANCE: 100 OHMS
- TURNS RATIO (CHIP:CABLE): 1:1 ALL FOUR PAIRS
- OPEN CIRCUIT INDUCTANCE (OCL): 350uH MIN. @100kHz, 0.1VRMS, 8mADC BIAS FROM -40°C TO +85°C, ALL FOUR PAIRS
- ALL FOUR PAIRS BI-DIRECTIONAL
- PERFORMANCE @ 25°C:
 INSERTION LOSS (IL): 1.1dB MAX. FROM 0.5MHz TO 100MHz
 RETURN LOSS (RL): 18dB MIN FROM 0.5MHz TO 40MHz
 12-20LOG(f/80)dB MIN. FROM 40.1MHz TO 100MHz
 CROSSTALK ATTENUATION: 35dB MIN. FROM 0.5MHz TO 40MHz
 33-20LOG(f/50)dB MIN. FROM 40.1MHz TO 100MHz
 COMMON MODE REJECTION RATIO (CMRR): 30dB MIN. FROM 0.5MHz TO 100MHz
- ISOLATION VOLTAGE: 2250VDC FOR 60 SECONDS WITH A RISE TIME OF 500 V/SEC

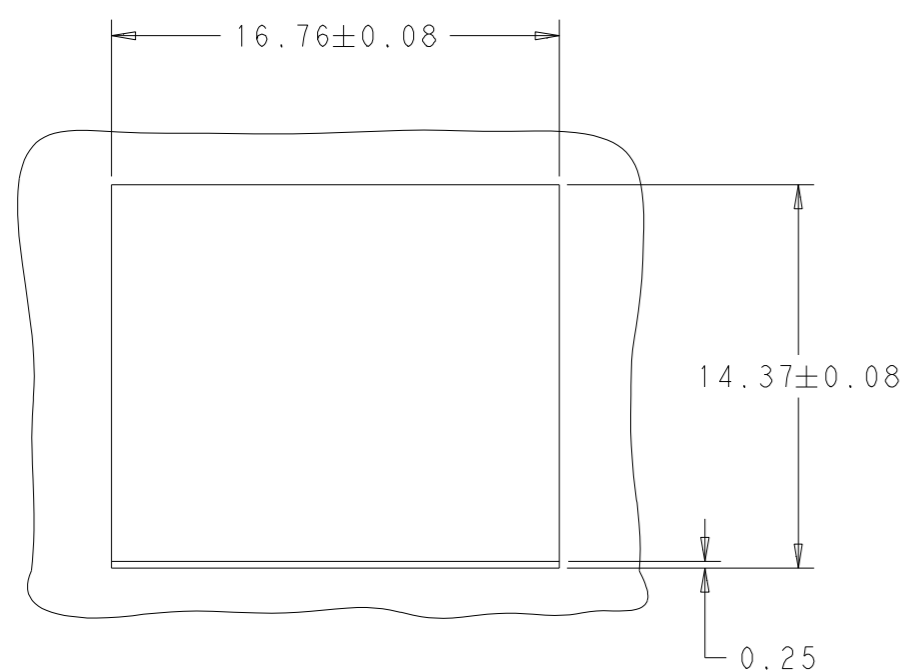
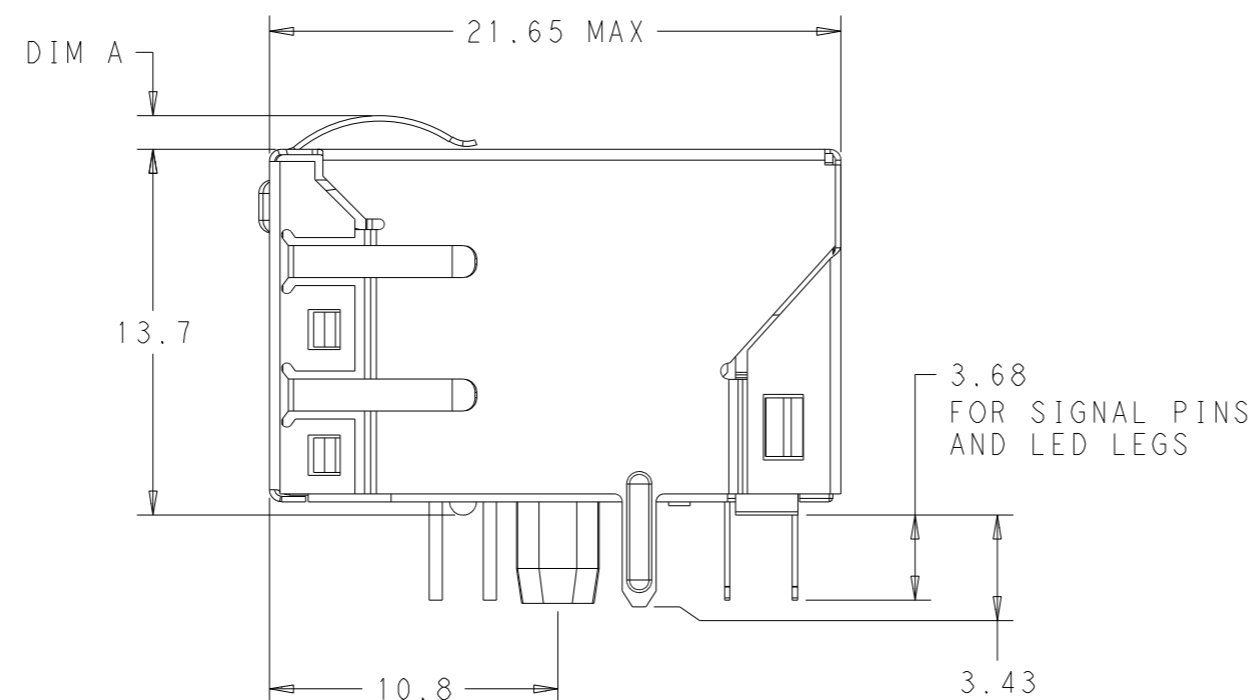
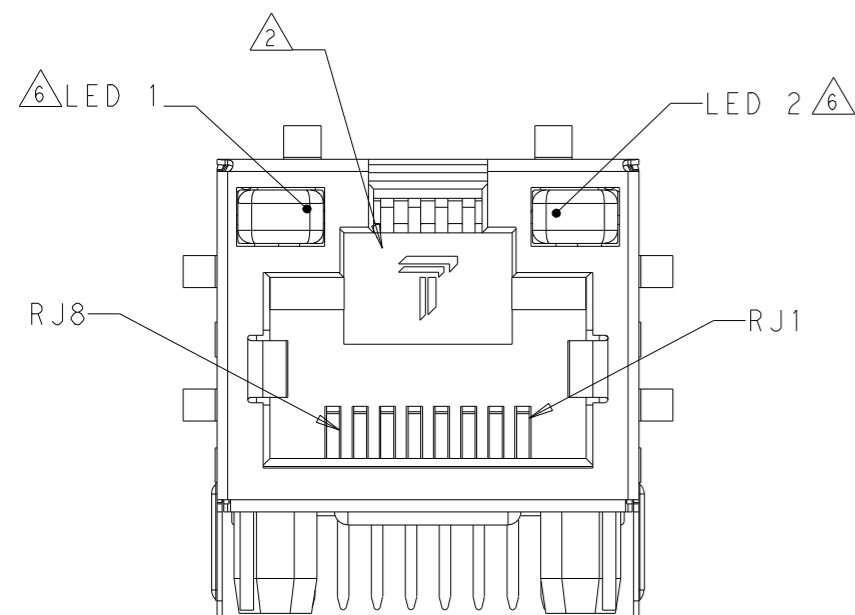
4. OPERATING TEMPERATURE: FROM -40°C TO +85°C.

△ INDICATED MAGNETIC CONNECTIONS ARE SYMMETRICAL TO SUPPORT AUTO-MDI/MDIX.

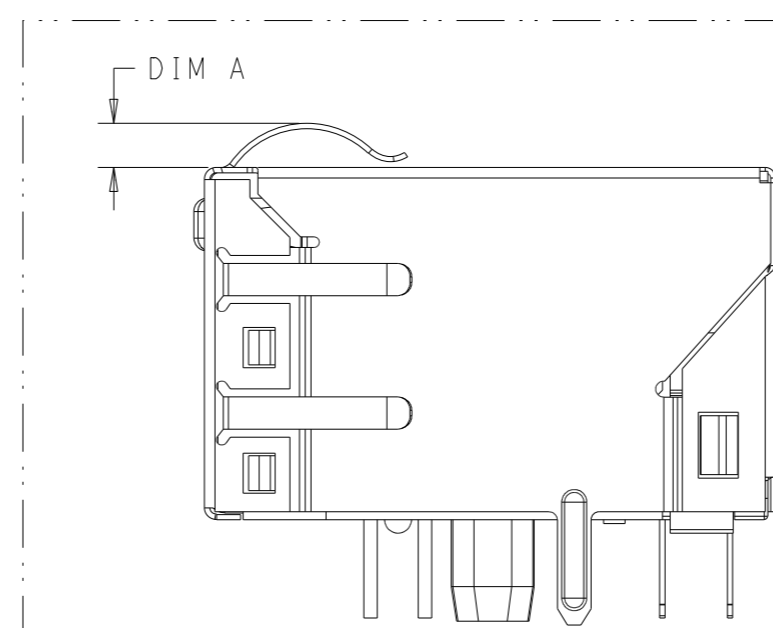
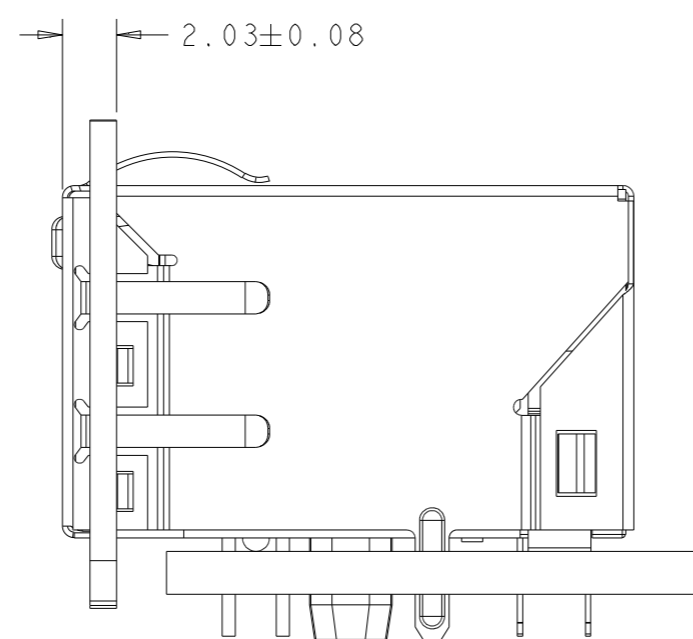
△ LEDS ARE DRIVEN WITH CONSTANT CURRENT AT APPROX 20mA
 LED COLOR: DOMINATE WAVELENGTH (λD): GREEN 568 nm TYP. AT IF = 20mA
 FORWARD VOLTAGE (VF): GREEN 2.2V TYP. at IF = 20mA
 DOMINATE WAVELENGTH (λD): YELLOW 588 nm TYP. AT IF = 20mA
 FORWARD VOLTAGE (VF): YELLOW 2.1V TYP. at IF = 20mA
 DOMINATE WAVELENGTH (λD): ORANGE 605 nm TYP. AT IF = 20mA
 FORWARD VOLTAGE (VF): ORANGE 2.1V TYP. at IF = 20mA

△ TRP CONNECTOR LOGO, PART NUMBER, DATE CODE, COUNTRY OF ORIGIN AND AGENCY APPROVAL MARKING IN APPROXIMATE LOCATION SHOWN. DATE CODE: YYWWD WHERE YY IS YEAR. WW IS WORK WEEK. D IS DAY OF WEEK, WITH SUNDAY=1.

8. PART SHOULD BE RECOMMENDED FOR WAVE SOLDERING PROCESS, PREHEAT TEMPERATURE IS 120°C TO 160°C, 120 SECONDS TO 180 SECONDS, PEAK WAVE SOLDERING TEMPERATURE IS 260°C MAX, 10 SECONDS MAX.



SUGGESTED CUT PANEL AND PCB



2250015-5 SHOWN

1.65	GREEN	YELLOW	GREEN	-	2250015-5
1.27	GREEN	YELLOW	GREEN	YELLOW	2250015-4
1.27	GREEN	ORANGE	YELLOW	-	2250015-3
1.27	GREEN	YELLOW	GREEN	-	2250015-2
1.27	GREEN	-	GREEN	-	2250015-1
DIM A	11 → 12	12 → 11	13 → 14	14 → 13	PART NUMBER
	LED 1		LED 2		

THIS DRAWING IS A CONTROLLED DOCUMENT.

DIMENSIONS: mm	TOLERANCES UNLESS OTHERWISE SPECIFIED:	0 PLC ±0.25	1 PLC ±0.25	2 PLC ±0.25	3 PLC ±0.25	4 PLC ±	ANGLES ±
PRODUCT SPEC	APPLICATION SPEC						

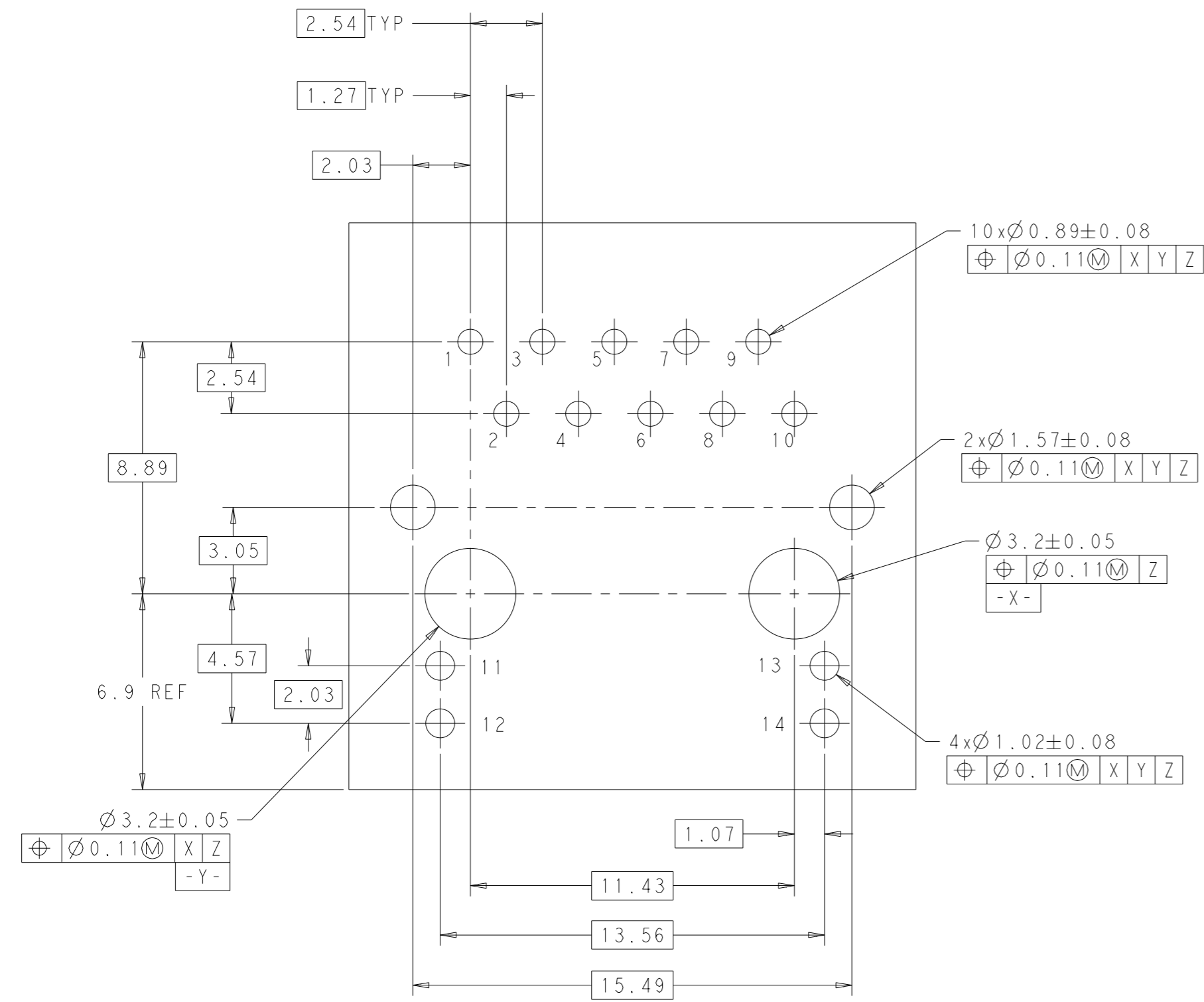
ROY LIU 13MAY2013
 TOWER YU/ FRANK LIU 13MAY2013
 TONY YUAN 13MAY2013

trp CONNECTOR DONGGUAN CHINA
 a bel group

MODEL NAME: MAGJACK
 DESC: 1X1 7G140ET GIGABIT TAB UP W/ LED

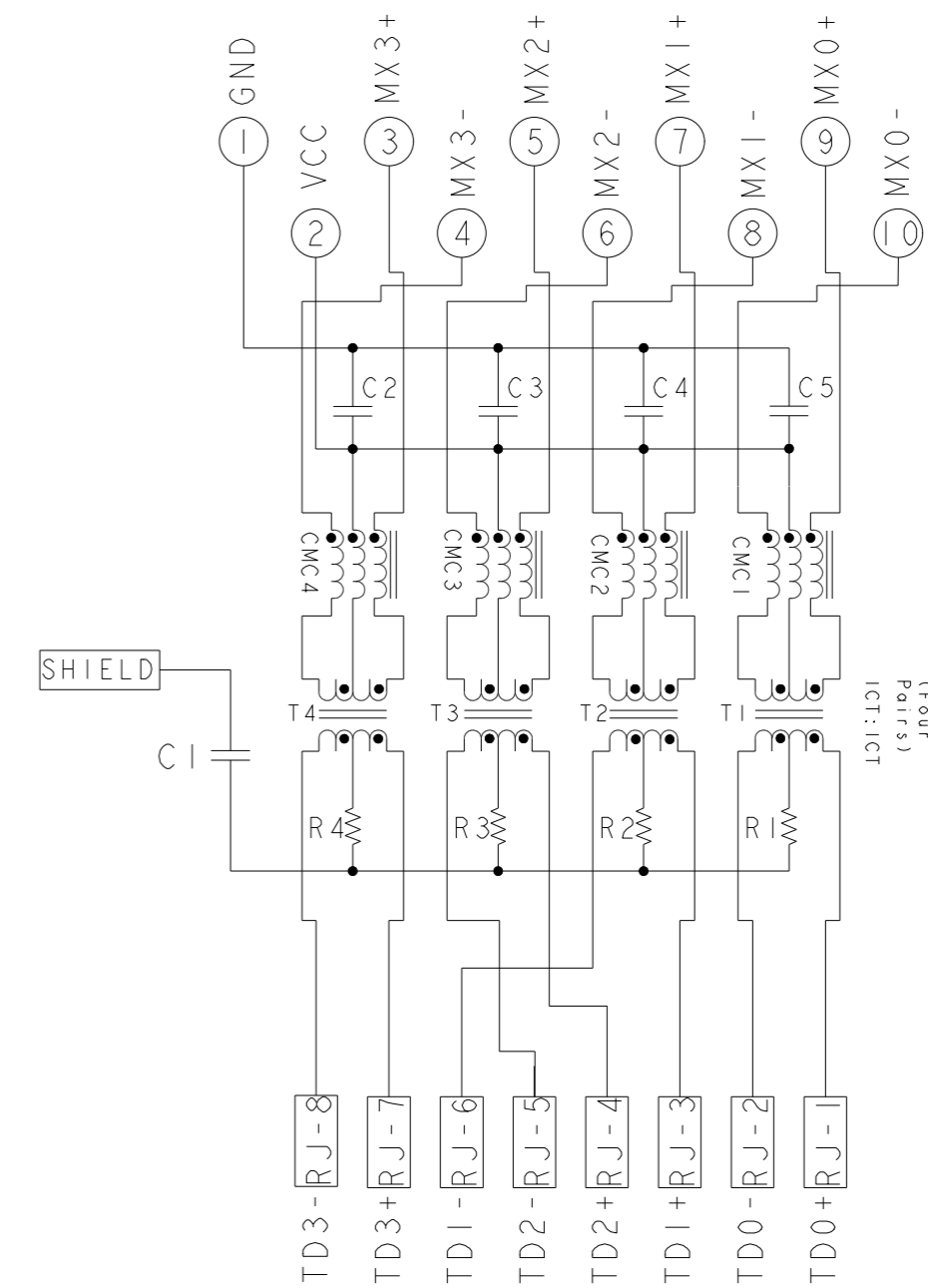

SIZE: A1
 CAGE CODE: C=2250015
 DRAWING NO: 2250015
 RESTRICTED TO: -

CUSTOMER DRAWING
 SCALE: 4:1
 SHEET: 1 OF 3
 REV: 4



SUGGESTED CUSTOMER BOARD LAYOUT
 (COMPONENT SIDE)

7G140ET GIGABIT CIRCUIT



C1=1000pF, 2KV, CAPACITOR
 C2 - C5 : 0.1uF, CAPACITORS
 R1 - R4 : 75 Ohms, RESISTORS

THIS DRAWING IS A CONTROLLED DOCUMENT.		DWN ROY LIU 13MAY2013	 DONGGUAN CHINA
DIMENSIONS: mm		CHK TOWER YU / FRANK LIU 13MAY2013	
		APPROV TONY YUAN 13MAY2013	
0 PLC ±0.25 1 PLC ±0.25 2 PLC ±0.25 3 PLC ±0.25 4 PLC ±0.25 ANGLES ±° APPLICATION SPEC		MODEL NAME MAGJACK PRODUCT SPEC SINGLE NON-POE	
DESC IXL1 7G140ET GIGABIT TAB UP W/ LED		SIZE A1	CAGE CODE C=2250015
SCALE 4:1		SHEET 2 OF 3	REV 4



Компания «ЭлектроПласт» предлагает заключение долгосрочных отношений при поставках импортных электронных компонентов на взаимовыгодных условиях!

Наши преимущества:

- Оперативные поставки широкого спектра электронных компонентов отечественного и импортного производства напрямую от производителей и с крупнейших мировых складов;
- Поставка более 17-ти миллионов наименований электронных компонентов;
- Поставка сложных, дефицитных, либо снятых с производства позиций;
- Оперативные сроки поставки под заказ (от 5 рабочих дней);
- Экспресс доставка в любую точку России;
- Техническая поддержка проекта, помощь в подборе аналогов, поставка прототипов;
- Система менеджмента качества сертифицирована по Международному стандарту ISO 9001;
- Лицензия ФСБ на осуществление работ с использованием сведений, составляющих государственную тайну;
- Поставка специализированных компонентов (Xilinx, Altera, Analog Devices, Intersil, Interpoint, Microsemi, Aeroflex, Peregrine, Syfer, Eurofarad, Texas Instrument, Miteq, Cobham, E2V, MA-COM, Hittite, Mini-Circuits, General Dynamics и др.);

Помимо этого, одним из направлений компании «ЭлектроПласт» является направление «Источники питания». Мы предлагаем Вам помощь Конструкторского отдела:

- Подбор оптимального решения, техническое обоснование при выборе компонента;
- Подбор аналогов;
- Консультации по применению компонента;
- Поставка образцов и прототипов;
- Техническая поддержка проекта;
- Защита от снятия компонента с производства.



Как с нами связаться

Телефон: 8 (812) 309 58 32 (многоканальный)

Факс: 8 (812) 320-02-42

Электронная почта: org@eplast1.ru

Адрес: 198099, г. Санкт-Петербург, ул. Калинина, дом 2, корпус 4, литера А.