

# C&K SDA Series Low Profile DIP Switches

—

DIP



## Features/Benefits

- Low profile design saves space
- Thru-hole and surface mount models
- High pressure contact does not require tape sealing
- Tape and reel packaging available
- RoHS compliant - options available

## Typical Applications

- Address switch for industrial controls
- Logic switching for computers and peripherals
- Function controlling for numerous applications

## How To Order

Complete part numbers for SDA Series are shown on pages I-6 through I-8. All switches supplied in "OFF" position.

## Specifications

CONTACT RATING: 25 mA @ 24 V DC or 100 mA @ 50 V DC.  
 MECHANICAL AND ELECTRICAL LIFE: 1,000 cycles at rated loads.  
 CONTACT RESISTANCE: 50 milliohms max. initial.  
 INSULATION RESISTANCE: 100 megohms between terminals.  
 DIELECTRIC WITHSTANDING VOLTAGE: 300 V DC min. for 1 minute.  
 STORAGE TEMPERATURE: -40°C to 85°C.  
 OPERATING TEMPERATURE: -20°C to 85°C.  
 OPERATING FORCE: 800 grams max.  
 SOLDERABILITY: Dip and look solderability testing per C&K spec. #448. Unplated edges of terminals permitted.  
 PACKAGING: Switches supplied in rigid dispensing tubes in full-tube quantities only, this may affect order quantity. Numbers of switches per tube varies with model. Tape and reel packaging also available.

## Materials

HOUSING: Tin Lead, Version PPA (UL94V-0).  
 RoHS, Version PPS, color black (UL94V-0).  
 COVER: PPA color: Red (UL 94V-0).  
 RoHS, version PPS, color black (UL94V-0).  
 ACTUATOR: PA6T (UL94-0)  
 CONTACTS: Gold plated Beryllium copper.  
 TERMINALS: Tin lead plated brass. RoHS, gold plate over nickel plated brass.  
 TAPE SEAL: Polyimide.

**NOTE:** For the latest information regarding RoHS compliance, please go to: [www.ittcannon.com/rohs](http://www.ittcannon.com/rohs).

**Note:** Specifications and materials listed above are for switches with standard options. For information on specific and custom switches, consult Customer Service Center.

## Flush Actuator – No Tape, Thru-hole Terminals



SDA08H0KD



ROHS PART NUMBER	TIN LEAD PART NUMBER	NO. POS.	DIM. 'A'	QUANTITY PER TUBE
SDA01H0BD	SDA01H0KD	1	.178 (4,52)	100
SDA02H0BD	SDA02H0KD	2	.278 (7,06)	60
SDA03H0BD	SDA03H0KD	3	.378 (9,60)	45
SDA04H0BD	SDA04H0KD	4	.476 (12,10)	35
SDA05H0BD	SDA05H0KD	5	.578 (14,68)	30
SDA06H0BD	SDA06H0KD	6	.676 (17,18)	25
SDA07H0BD	SDA07H0KD	7	.778 (19,76)	20
SDA08H0BD	SDA08H0KD	8	.876 (22,26)	20
SDA09H0BD	SDA09H0KD	9	.978 (24,84)	15
SDA10H0BD	SDA10H0KD	10	1.076 (27,34)	15
SDA12H0BD	SDA12H0KD	12	1.279 (32,50)	14

Schematic:

SPST



Dimensions are shown: Inch (mm)  
 Specifications and dimensions subject to change



## Flush Actuator – With Top Tape, Thru-hole Terminals

ROHS PART NUMBER	TIN LEAD PART NUMBER	NO. POS.	DIM. 'A'	QUANTITY PER TUBE
<b>SDA01H0B</b>	<b>SDA01H0K</b>	1	.178 (4,52)	100
<b>SDA02H0B</b>	<b>SDA02H0K</b>	2	.278 (7,06)	60
<b>SDA03H0B</b>	<b>SDA03H0K</b>	3	.378 (9,60)	45
<b>SDA04H0B</b>	<b>SDA04H0K</b>	4	.476 (12,10)	35
<b>SDA05H0B</b>	<b>SDA05H0K</b>	5	.578 (14,68)	30
<b>SDA06H0B</b>	<b>SDA06H0K</b>	6	.676 (17,18)	25
<b>SDA07H0B</b>	<b>SDA07H0K</b>	7	.778 (19,76)	20
<b>SDA08H0B</b>	<b>SDA08H0K</b>	8	.876 (22,26)	20
<b>SDA09H0B</b>	<b>SDA09H0K</b>	9	.978 (24,84)	15
<b>SDA10H0B</b>	<b>SDA10H0K</b>	10	1.076 (27,34)	15
<b>SDA12H0B</b>	<b>SDA12H0K</b>	12	1.279 (32,50)	14

Schematic

SPST



SDA08H0K

## Flush Actuator – With Top Tape, Surface Mount Terminals

ROHS PART NUMBER	TIN LEAD PART NUMBER	NO. POS.	DIM. 'A'	QUANTITY PER TUBE
<b>SDA01H0SB</b>	<b>SDA01H0SK</b>	1	.178 (4,52)	100
<b>SDA02H0SB</b>	<b>SDA02H0SK</b>	2	.278 (7,06)	60
<b>SDA03H0SB</b>	<b>SDA03H0SK</b>	3	.378 (9,60)	45
<b>SDA04H0SB</b>	<b>SDA04H0SK</b>	4	.476 (12,10)	35
<b>SDA05H0SB</b>	<b>SDA05H0SK</b>	5	.578 (14,68)	30
<b>SDA06H0SB</b>	<b>SDA06H0SK</b>	6	.676 (17,18)	25
<b>SDA07H0SB</b>	<b>SDA07H0SK</b>	7	.778 (19,76)	20
<b>SDA08H0SB</b>	<b>SDA08H0SK</b>	8	.876 (22,26)	20
<b>SDA09H0SB</b>	<b>SDA09H0SK</b>	9	.978 (24,84)	15
<b>SDA10H0SB</b>	<b>SDA10H0SK</b>	10	1.076 (27,34)	15
<b>SDA12H0SB</b>	<b>SDA12H0SK</b>	12	1.279 (32,50)	14

Schematic

SPST



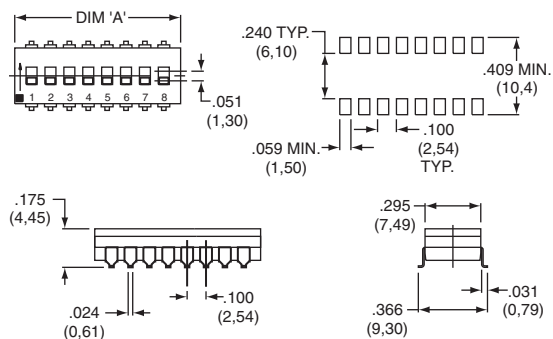
SDA08H0SK

## Flush Actuator – No Tape, Surface Mount Terminals

ROHS PART NUMBER	TIN LEAD PART NUMBER	NO. POS.	DIM. 'A'	QUANTITY PER TUBE
<b>SDA01H0SBD</b>	<b>SDA01H0SKD</b>	1	.178 (4,52)	100
<b>SDA02H0SBD</b>	<b>SDA02H0SKD</b>	2	.278 (7,06)	60
<b>SDA03H0SBD</b>	<b>SDA03H0SKD</b>	3	.378 (9,60)	45
<b>SDA04H0SBD</b>	<b>SDA04H0SKD</b>	4	.476 (12,10)	35
<b>SDA05H0SBD</b>	<b>SDA05H0SKD</b>	5	.578 (14,68)	30
<b>SDA06H0SBD</b>	<b>SDA06H0SKD</b>	6	.676 (17,18)	25
<b>SDA07H0SBD</b>	<b>SDA07H0SKD</b>	7	.778 (19,76)	20
<b>SDA08H0SBD</b>	<b>SDA08H0SKD</b>	8	.876 (22,26)	20
<b>SDA09H0SBD</b>	<b>SDA09H0SKD</b>	9	.978 (24,84)	15
<b>SDA10H0SBD</b>	<b>SDA10H0SKD</b>	10	1.076 (27,34)	15
<b>SDA12H0SBD</b>	<b>SDA12H0SKD</b>	12	1.279 (32,50)	14

Schematic

SPST



SDA08H0SKD



Dimensions are shown: Inch (mm)  
Specifications and dimensions subject to change

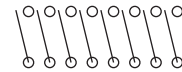
# C&K SDA Series Low Profile DIP Switches

## Extended Actuator – No Top Tape, Thru-hole Terminals



ROHS PART NUMBER	TIN LEAD PART NUMBER	NO. POS.	DIM. 'A'	QUANTITY PER TUBE
SDA01H1BD	SDA01H1KD	1	.178 (4,52)	100
SDA02H1BD	SDA02H1KD	2	.278 (7,06)	60
SDA03H1BD	SDA03H1KD	3	.378 (9,60)	45
SDA04H1BD	SDA04H1KD	4	.476 (12,10)	35
SDA05H1BD	SDA05H1KD	5	.578 (14,68)	30
SDA06H1BD	SDA06H1KD	6	.676 (17,18)	25
SDA07H1BD	SDA07H1KD	7	.778 (19,76)	20
SDA08H1BD	SDA08H1KD	8	.876 (22,26)	20
SDA09H1BD	SDA09H1KD	9	.978 (24,84)	15
SDA10H1BD	SDA10H1KD	10	1.076 (27,34)	15
SDA12H1BD	SDA12H1KD	12	1.279 (32,50)	14

Schematic



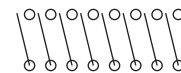
SPST

## Extended Actuator – No Top Tape, Surface Mount Terminals



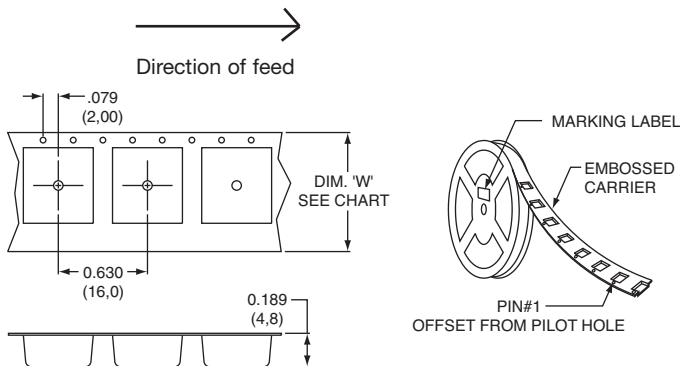
ROHS PART NUMBER	TIN LEAD PART NUMBER	NO. POS.	DIM. 'A'	QUANTITY PER TUBE
SDA01H1SBD	SDA01H1SKD	1	.178 (4,52)	100
SDA02H1SBD	SDA02H1SKD	2	.278 (7,06)	60
SDA03H1SBD	SDA03H1SKD	3	.378 (9,60)	45
SDA04H1SBD	SDA04H1SKD	4	.476 (12,10)	35
SDA05H1SBD	SDA05H1SKD	5	.578 (14,68)	30
SDA06H1SBD	SDA06H1SKD	6	.676 (17,18)	25
SDA07H1SBD	SDA07H1SKD	7	.778 (19,76)	20
SDA08H1SBD	SDA08H1SKD	8	.876 (22,26)	20
SDA09H1SBD	SDA09H1SKD	9	.978 (24,84)	15
SDA10H1SBD	SDA10H1SKD	10	1.076 (27,34)	15
SDA12H1SBD	SDA12H1SKD	12	1.279 (32,50)	14

Schematic



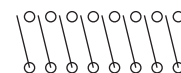
SPST

## Tape & Reel Packaging – Surface Mount Options only



ROHS PART NUMBER	TIN LEAD PART NUMBER	DIM. 'W'	QUANTITY PER TUBE
SDA01H0SBR	SDA01H0SKR	.945 (24,0)	1500
SDA02H0SBR	SDA02H0SKR	.945 (24,0)	750
SDA03H0SBR	SDA03H0SKR	.945 (24,0)	750
SDA04H0SBR	SDA04H0SKR	.945 (24,0)	750
SDA05H0SBR	SDA05H0SKR	.945 (24,0)	750
SDA06H0SBR	SDA06H0SKR	1.26 (32,0)	750
SDA07H0SBR	SDA07H0SKR	1.26 (32,0)	750
SDA08H0SBR	SDA08H0SKR	1.73 (44,0)	750
SDA09H0SBR	SDA09H0SKR	1.73 (44,0)	750
SDA10H0SBR	SDA10H0SKR	1.73 (44,0)	750
SDA12H0SBR	SDA12H0SKR	1.73 (44,0)	750

Schematic



SPST



Third Angle Projection

Dimensions are shown: Inch (mm)  
Specifications and dimensions subject to change



Компания «ЭлектроПласт» предлагает заключение долгосрочных отношений при поставках импортных электронных компонентов на взаимовыгодных условиях!

Наши преимущества:

- Оперативные поставки широкого спектра электронных компонентов отечественного и импортного производства напрямую от производителей и с крупнейших мировых складов;
- Поставка более 17-ти миллионов наименований электронных компонентов;
- Поставка сложных, дефицитных, либо снятых с производства позиций;
- Оперативные сроки поставки под заказ (от 5 рабочих дней);
- Экспресс доставка в любую точку России;
- Техническая поддержка проекта, помощь в подборе аналогов, поставка прототипов;
- Система менеджмента качества сертифицирована по Международному стандарту ISO 9001;
- Лицензия ФСБ на осуществление работ с использованием сведений, составляющих государственную тайну;
- Поставка специализированных компонентов (Xilinx, Altera, Analog Devices, Intersil, Interpoint, Microsemi, Aeroflex, Peregrine, Syfer, Eurofarad, Texas Instrument, Miteq, Cobham, E2V, MA-COM, Hittite, Mini-Circuits, General Dynamics и др.);

Помимо этого, одним из направлений компании «ЭлектроПласт» является направление «Источники питания». Мы предлагаем Вам помощь Конструкторского отдела:

- Подбор оптимального решения, техническое обоснование при выборе компонента;
- Подбор аналогов;
- Консультации по применению компонента;
- Поставка образцов и прототипов;
- Техническая поддержка проекта;
- Защита от снятия компонента с производства.



#### Как с нами связаться

**Телефон:** 8 (812) 309 58 32 (многоканальный)

**Факс:** 8 (812) 320-02-42

**Электронная почта:** [org@eplast1.ru](mailto:org@eplast1.ru)

**Адрес:** 198099, г. Санкт-Петербург, ул. Калинина, дом 2, корпус 4, литера А.