



TR30RDM SERIES

30W MEDICAL SWITCHING ADAPTER



Features

- * Universal Input Range 80~264VAC
- * Interchangeable AC Plugs
- * Approved EN55011, FCC CFR47 Part 18 Class B
- * Meets EN60335-1
- * Approved EN60601-1-11 for Home Care Applications
- * Low Leakage Current <math>< 50\mu\text{A}</math>
- * Meets IP21
- * Continuous Short Circuit Protection
- * Over Voltage Protection
- * Meet CoC Tier 2 & DoE Level VI
(Output Cable Length $\leq 1800\text{mm}$)
(TR30RDM050: Output Cable Length $\leq 1220\text{mm}$)
- * No Load Power Consumption <math>< 75\text{mW}</math>
- * 2MOPP Class II



Ordering information

| TR30RDMXXX | -XX | G | XX | -XX-BK |
|------------|--------------|-----------------|---|---------------------|
| Model No. | DC Plug Type | UL1571 WITH OVP | DC Cable Length and Type | Color of Top Case |
| | | | 01: 720mm | BK-BK : Black-Black |
| | | | 02: 1220mm | BE-BK : Blue-Black |
| | | | 03: 1800mm | RD-BK : Red-Black |
| | | | 11: 720mm with Ferrite Core | |
| | | | 12: 1220mm with Ferrite Core | |
| | | | 13: 1800mm with Ferrite Core | |
| | | | * 16AWG / UL1571 or Equivalent for Vo: 5V, 9V | |
| | | | * 18AWG / UL1571 or Equivalent for Vo: 12V, 15V | |
| | | | * 22AWG / UL1571 or Equivalent for Vo: 18V, 24V | |

| MODEL | OUTPUT VOLTAGE | OUTPUT CURRENT | RIPPLE & NOISE NOTE 1 | VOLTAGE ACCURACY NOTE 2 | LINE REGULATION NOTE 3 | LOAD REGULATION NOTE 4 | % EFF. (Typ.) NOTE 5 |
|------------|----------------|----------------|--------------------------|----------------------------|---------------------------|---------------------------|-------------------------|
| TR30RDM050 | 5V | 5.0A | 100mVp-p | $\pm 2\%$ | $\pm 1\%$ | $\pm 6\%$ | 84% |
| TR30RDM090 | 9V | 3.3A | 100mVp-p | $\pm 2\%$ | $\pm 1\%$ | $\pm 3\%$ | 88% |
| TR30RDM120 | 12V | 2.5A | 120mVp-p | $\pm 2\%$ | $\pm 1\%$ | $\pm 2\%$ | 88% |
| TR30RDM150 | 15V | 2.0A | 120mVp-p | $\pm 2\%$ | $\pm 1\%$ | $\pm 2\%$ | 88% |
| TR30RDM180 | 18V | 1.67A | 120mVp-p | $\pm 2\%$ | $\pm 1\%$ | $\pm 2\%$ | 88% |
| TR30RDM240 | 24V | 1.25A | 120mVp-p | $\pm 2\%$ | $\pm 1\%$ | $\pm 2\%$ | 88% |

Specifications are subject to change without notice.

Specifications

INPUT SPECIFICATIONS:

Voltage 80~264Vac (see derating curve)
 Frequency 47 to 63Hz
 Input Current 0.8A max.
 Inrush Current Cold start@25°C 85A max. @240Vac
 Leakage Current 50uA max.

OUTPUT SPECIFICATIONS:

Hold-up Time 10ms typ. @115Vac
 Short Circuit Protection Hiccup Mode Continuous(Auto Recovery)
 Over Voltage Protection Latch

GENERAL SPECIFICATIONS:

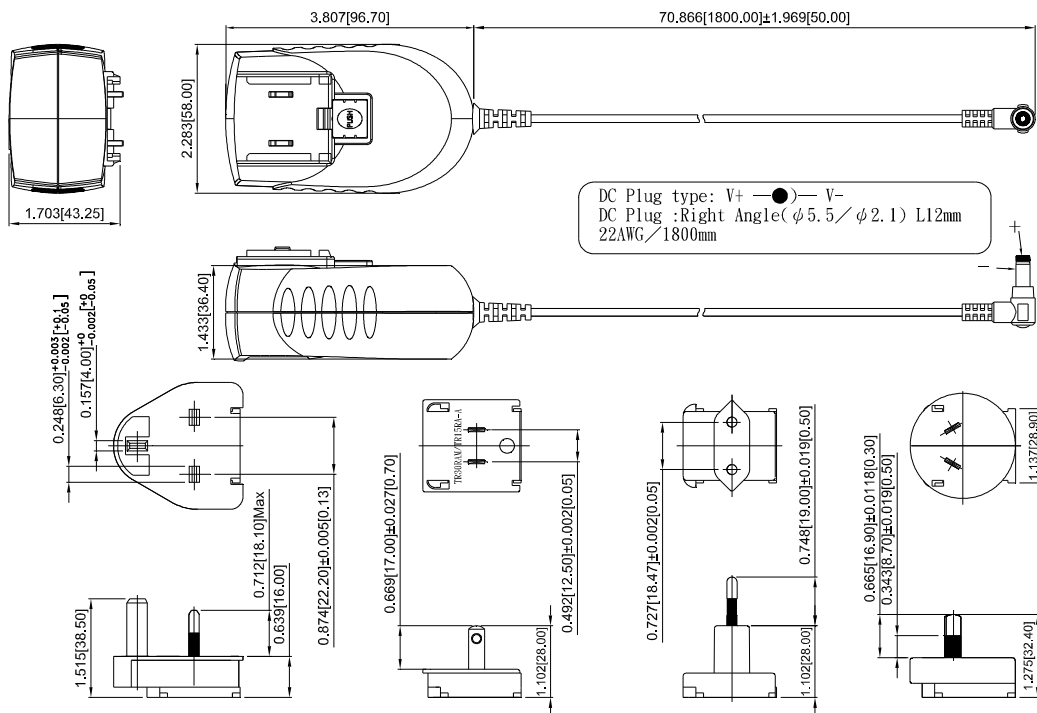
Isolation Input to output 4000VAC
 Operating Temperature -20 ~ 60°C (see derating curve)
 Storage Temperature -20~85°C
 Humidity 93% RH max. Non condensing
 Cooling Natural Convection
 Switching Frequency 65KHz Typical
 MTBF MIL-HDBK-217F, GB, 25°C/115VAC 380Khrs min.
 Life time 25800 hours min.@ 75% load, 40°C
 Altitude 5000m
 Dimensions 3.807x2.283x1.703 inches (96.70x58.00x43.25mm)
 Weight 200g(0.44 Pounds)

SAFETY AND EMC:

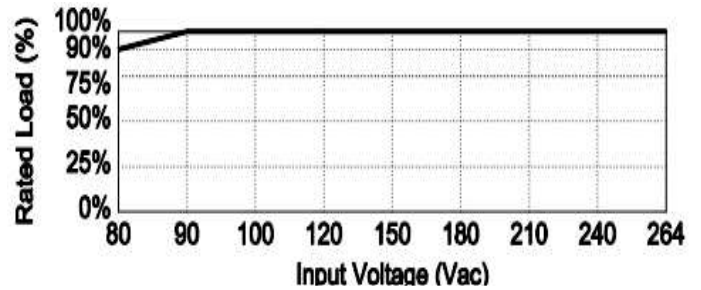
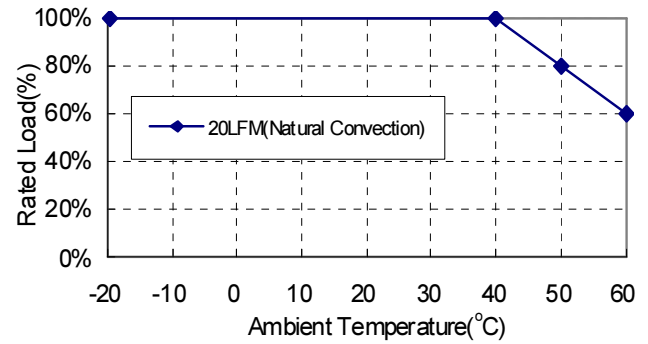
Emission and Immunity(Ed4.0) EN55011, EN60601-1-2
 EN61000-3-2, EN61000-3-3, IEC61000-4-2, 3, 4, 5, 6, 8, 11
 FCC CFR47 Part 18 Class B
 Safety (Ed3.1) IEC60601-1:2005+A1, EN60601-1-11
 EN60601-1:2006+A11:2011+A1+A12,
 ANSI/AAMI ES60601-1:2005/A1:2012

Mechanical Specification

All Dimensions are in inches[mm]
 Tolerance:Inches:X.XXX±0.02
 Millimeters:X.XX±0.5



TR30RDM Series Derating Curve



NOTE:

1. Add a 0.1uF ceramic capacitor and a 10uF E.L. capacitor to output for ripple & noise measuring @20MHz BW.
2. Voltage setpoint at 60% full load.
3. Line regulation is measured from 100Vac to 240Vac full load.
4. Load regulation is measured from 60% to full load and from 60% to 20% load (60% +/- 40% load).
5. Efficiency measured at 75% load and input voltage is 230Vac.

Mouser Electronics

Authorized Distributor

Click to View Pricing, Inventory, Delivery & Lifecycle Information:

Cincon:

| | | |
|---|---|---|
| TR30RDM150-02G03-BK-BK-Level-VI | TR30RDM050-48G11-BK-BK-Level-VI | TR30RDM240-40G11-RD-BK-Level-VI |
| TR30RDM240-02G13-RD-BK-Level-VI | TR30RDM120-12G03-RD-BK-Level-VI | TR30RDM240-11G11-RD-BK-Level-VI |
| TR30RDM240-36G01-BE-BK-Level-VI | TR30RDM180-11G11-BE-BK-Level-VI | TR30RDM050-39G11-RD-BK-Level-VI |
| TR30RDM240-11G02-BE-BK-Level-VI | TR30RDM090-01G12-BE-BK-Level-VI | TR30RDM240-39G11-BK-BK-Level-VI |
| TR30RDM120-48G01-BK-BK-Level-VI | TR30RDM050-01G02-RD-BK-Level-VI | TR30RDM180-12G12-RD-BK-Level-VI |
| TR30RDM150-12G02-BK-BK-Level-VI | TR30RDM050-36G11-BE-BK-Level-VI | TR30RDM120-40G11-BE-BK-Level-VI |
| TR30RDM090-02G03-BE-BK-Level-VI | TR30RDM050-36G02-BE-BK-Level-VI | TR30RDM240-40G11-BE-BK-Level-VI |
| TR30RDM090-11G02-RD-BK-Level-VI | TR30RDM050-12G11-BK-BK-Level-VI | TR30RDM050-12G02-BK-BK-Level-VI |
| TR30RDM120-11G13-BK-BK-Level-VI | TR30RDM050-40G02-RD-BK-Level-VI | TR30RDM240-49G13-RD-BK-Level-VI |
| TR30RDM150-12G01-BE-BK-Level-VI | TR30RDM180-01G02-RD-BK-Level-VI | TR30RDM120-40G03-BE-BK-Level-VI |
| TR30RDM050-35G12-BK-BK-Level-VI | TR30RDM150-01G13-BE-BK-Level-VI | TR30RDM240-49G02-BK-BK-Level-VI |
| TR30RDM240-36G11-BK-BK-Level-VI | TR30RDM120-02G03-BE-BK-Level-VI | TR30RDM120-40G03-BK-BK-Level-VI |
| TR30RDM120-39G01-RD-BK-Level-VI | TR30RDM090-02G13-BE-BK-Level-VI | TR30RDM180-01G03-BE-BK-Level-VI |
| TR30RDM120-02G11-BE-BK-Level-VI | TR30RDM240-12G02-RD-BK-Level-VI | TR30RDM240-39G12-BE-BK-Level-VI |
| TR30RDM090-01G13-BK-BK-Level-VI | TR30RDM240-39G13-BE-BK-Level-VI | TR30RDM120-49G03-BK-BK-Level-VI |
| TR30RDM240-35G02-BK-BK-Level-VI | TR30RDM240-48G13-BE-BK-Level-VI | TR30RDM180-11G12-BE-BK-Level-VI |
| TR30RDM120-35G11-RD-BK-Level-VI | TR30RDM090-12G01-BK-BK-Level-VI | TR30RDM120-01G02-BE-BK-Level-VI |
| TR30RDM240-39G03-BE-BK-Level-VI | TR30RDM120-36G12-RD-BK-Level-VI | TR30RDM150-11G12-BK-BK-Level-VI |
| TR30RDM120-48G02-BE-BK-Level-VI | TR30RDM180-02G01-RD-BK-Level-VI | TR30RDM180-12G11-BE-BK-Level-VI |
| TR30RDM120-12G02-RD-BK-Level-VI | TR30RDM180-12G02-BK-BK-Level-VI | TR30RDM180-01G01-BE-BK-Level-VI |
| TR30RDM050-02G11-RD-BK-Level-VI | TR30RDM120-49G03-RD-BK-Level-VI | TR30RDM090-12G01-RD-BK-Level-VI |
| TR30RDM180-11G12-BK-BK-Level-VI | TR30RDM050-11G11-BE-BK-Level-VI | TR30RDM180-02G03-BE-BK-Level-VI |
| TR30RDM090-02G12-BK-BK-Level-VI | TR30RDM240-11G13-BK-BK-Level-VI | TR30RDM120-48G11-BE-BK-Level-VI |
| TR30RDM050-36G02-BK-BK-Level-VI | TR30RDM120-11G12-RD-BK-Level-VI | TR30RDM240-49G13-BE-BK-Level-VI |
| TR30RDM120-01G01-BK-BK-Level-VI | TR30RDM050-35G12-RD-BK-Level-VI | TR30RDM240-49G02-RD-BK-Level-VI |
| TR30RDM120-39G03-BE-BK-Level-VI | TR30RDM120-02G03-BK-BK-Level-VI | TR30RDM180-11G02-RD-BK-Level-VI |
| TR30RDM120-40G01-RD-BK-Level-VI | TR30RDM120-11G03-BE-BK-Level-VI | TR30RDM050-01G02-BK-BK-Level-VI |
| TR30RDM240-11G01-RD-BK-Level-VI | TR30RDM150-12G02-RD-BK-Level-VI | TR30RDM090-02G01-RD-BK-Level-VI |
| TR30RDM240-35G03-RD-BK-Level-VI | TR30RDM180-01G11-BK-BK-Level-VI | TR30RDM090-11G03-BK-BK-Level-VI |



Компания «ЭлектроПласт» предлагает заключение долгосрочных отношений при поставках импортных электронных компонентов на взаимовыгодных условиях!

Наши преимущества:

- Оперативные поставки широкого спектра электронных компонентов отечественного и импортного производства напрямую от производителей и с крупнейших мировых складов;
- Поставка более 17-ти миллионов наименований электронных компонентов;
- Поставка сложных, дефицитных, либо снятых с производства позиций;
- Оперативные сроки поставки под заказ (от 5 рабочих дней);
- Экспресс доставка в любую точку России;
- Техническая поддержка проекта, помощь в подборе аналогов, поставка прототипов;
- Система менеджмента качества сертифицирована по Международному стандарту ISO 9001;
- Лицензия ФСБ на осуществление работ с использованием сведений, составляющих государственную тайну;
- Поставка специализированных компонентов (Xilinx, Altera, Analog Devices, Intersil, Interpoint, Microsemi, Aeroflex, Peregrine, Syfer, Eurofarad, Texas Instrument, Miteq, Cobham, E2V, MA-COM, Hittite, Mini-Circuits, General Dynamics и др.);

Помимо этого, одним из направлений компании «ЭлектроПласт» является направление «Источники питания». Мы предлагаем Вам помощь Конструкторского отдела:

- Подбор оптимального решения, техническое обоснование при выборе компонента;
- Подбор аналогов;
- Консультации по применению компонента;
- Поставка образцов и прототипов;
- Техническая поддержка проекта;
- Защита от снятия компонента с производства.



Как с нами связаться

Телефон: 8 (812) 309 58 32 (многоканальный)

Факс: 8 (812) 320-02-42

Электронная почта: org@eplast1.ru

Адрес: 198099, г. Санкт-Петербург, ул. Калинина, дом 2, корпус 4, литера А.