

**Power Relay RM 2/3/7**

- 2/3 pole 10/16A, 2 form C (CO) or 3 form C (CO) contacts
- Switching capacity up to 6000VA
- DC or AC coil
- Mechanical indicator
- Push-to-test button
- Plug-in version, PCB terminals, chassis- or DIN-rail mount

Typical applications  
Elevator control, power supplies

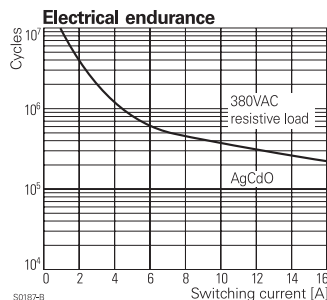
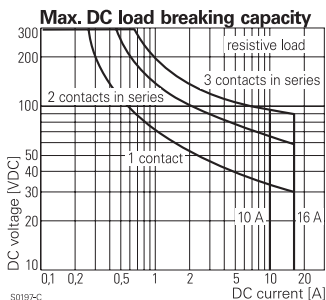
**Approvals**

VDE Cert. No. 40003144, UL E214025  
Technical data of approved types on request

Contact Data	RM2	RM3	RM7
Contact arrangement	2 form C 2 CO	3 form C 3 CO	3 form C 3 CO
Rated voltage		400VAC	
Max. switching voltage		440VAC	
Rated current	16A	10A	16A
Limiting making current, max. 20ms	40A	40A	40A
Switching power	6000VA	3800VA	6000VA
Contact material		AgNi90/10	
Min. recommended contact load		24VDC/100mA	
Frequency of operation, with/without load		960/6000h <sup>-1</sup>	
Operate/release time max., DC coil		15/10ms	
Bounce time max., DC coil, form A/form B		4/10ms	

**Contact ratings**

Type	Contact	Load	Cycles
<b>IEC 61810</b>			
RM20	C (CO)	16A, 400VAC, cosφ=1, 35°C	100x10 <sup>3</sup>
RM22	C (CO)	16A, 400VAC, cosφ=1, DC-coil, 70°C	100x10 <sup>3</sup>
RM22	C (CO)	16A, 400VAC, cosφ=1, AC-coil, 60°C	50x10 <sup>3</sup>
RM3	C (CO)	10A, 400VAC, cosφ=1, 35°C	100x10 <sup>3</sup>
RM70	C (CO)	16A, 400VAC, cosφ=1, 35°C	100x10 <sup>3</sup>
RM72	C (CO)	16A, 400VAC, cosφ=1, 50°C	50x10 <sup>3</sup>
<b>UL 508</b>			
RM2	A (NO)	16A, 277VAC, general purpose, 70°C	30x10 <sup>3</sup>
RM2	A (NO)	16A, 240VAC, 1HP, 70°C	6.050
RM2	A (NO)	16A, 415VAC, resistive, 70°C	100x10 <sup>3</sup>
RM3	C (CO)	10A, 415VAC, resistive, DC-coil, 70°C	100x10 <sup>3</sup>
RM3	C (CO)	10A, 415VAC, resistive, AC-coil, 55°C	100x10 <sup>3</sup>
RM3	A (NO)/B (NC)	10A, 277VAC, gen. purp., DC-coil, 70°C	30x10 <sup>3</sup>
RM3	A (NO)/B (NC)	10A, 277VAC, gen. purp., AC-coil, 55°C	30x10 <sup>3</sup>
RM7	A (NO)	16A, 415VAC, resistive, 50°C	100x10 <sup>3</sup>
RM7	A (NO)/B (NC)	16A, 277VAC, general purpose, 50°C	30x10 <sup>3</sup>
RM72	A (NO)	250VAC/1.5HP (3ph.) DC-coil, 70°C	10x10 <sup>3</sup>
RM72	A (NO)	28VDC/16A general purpose, 40°C	6x10 <sup>3</sup>
<b>IEC 60947-5-1</b>			
RM72	A (NO)	16A, AC-15 400VAC/5A, same pol., 25°C	6.050



F0163-B

Contact Data (continued)	RM2	RM3	RM7
Mechanical endurance			
DC coil		20x10 <sup>6</sup> operations	
AC coil		10x10 <sup>6</sup> operations	

**Coil Data**

Coil voltage range	6 to 220VDC 6 to 400VAC
Operative range, IEC 61810	2
Coil insulation system according UL	class 130 (B)

**Coil versions, DC coil**

STD	LED bipolar	Coil code		Rated voltage VDC	Coil resistance Ω±10% <sup>1)2)</sup>	Rated coil power W
		PD <sup>3)</sup>	LED+ PD <sup>3)</sup>			
<b>Coil versions, DC coil, RM2, RM3</b>						
006	L06	0A6	LA6	6	32	1.1
012	L12	0B2	LB2	12	110	1.3
024	L24	0C4	LC4	24	475	1.2
048	L48	0E8	LE8	48	2000	1.2
060	L60	0G0	LG0	60	2850	1.3
110	M10	1B0	MB0	110	10000 <sup>1)</sup>	1.2
221	N21	2C1	NC1	220	40000 <sup>2)</sup>	1.2

**Coil versions, DC coil, RM7**

006	L06	0A6	LA6	6	24	1.5
012	L12	0B2	LB2	12	86	1.7
024	L24	0C4	LC4	24	345	1.7
048	L48	0E8	LE8	48	1340	1.7
060	L60	0G0	LG0	60	2200	1.6
110	M10	1B0	MB0	110	7300	1.7
221	N21	2C1	NC1	220	30000 <sup>2)</sup>	1.6

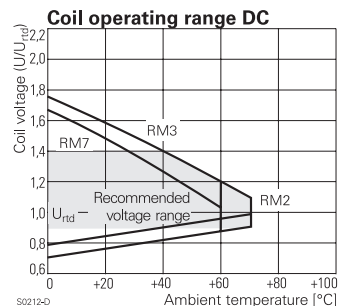
Operate voltage, DC coil 75% of rated coil voltage

Release voltage, DC coil 10% of rated coil voltage

1) Coil resistance ±12%, 2) Coil resistance ±15%

3) Protection diode PD; standard polarity: +A1 / -A2

All figures are given for coil without pre-energization, at ambient temperature +23°C



**Power Relay RM 2/3/7 (Continued)**

**Coil Data (continued)**

**Coil versions, AC coil**

Coil code	Rated voltage	Operate voltage	Release voltage	Coil resistance	Rated coil power
STD	LED	50/60Hz	50/60Hz	$\Omega \pm 10\%^{1)2)}$	50/60Hz
		VAC	VAC	VAC	VA

**Coil versions, AC-coil, RM2, RM3**

506	R06	6	4.8/5.1	1.8	5.3	2.29/1.98
512	R12	12	9.6/10.2	3.6	24	2.19/1.86
524	R24	24	19.2/20.4	7.2	86	2.26/1.95
548	R48	48	38.4/40.8	14.4	345	2.28/1.97
560	R60	60	48.0/51.0	18.0	544	2.27/1.96
615	S15	115	92.0/97.8	34.5	2000	2.37/2.00
730	T30	230	184.0/195.5	69.0	8300 <sup>1)</sup>	2.32/1.96
900	V00	400	320.0/340.0	120.0	27500 <sup>2)</sup>	2.31/1.96

**Coil versions, AC-coil, RM7**

506	R06	6	4.8/5.1	1.8	4.7	2.86/2.36
512	R12	12	9.6/10.2	3.6	19.5	2.71/2.27
524	R24	24	19.2/20.4	7.2	80	2.62/2.00
548	R48	48	38.4/40.8	14.4	320	2.60/2.17
560	R60	60	48.0/51.0	18.0	500	2.62/2.20
615	S15	115	92.0/97.8	34.5	1850	2.65/2.22
730	T30	230	184.0/195.5	69.0	7500	2.69/2.26
900	V00	400	320.0/340.0	120.0	23500 <sup>2)</sup>	2.61/2.20

<sup>1)</sup> Coil resistance  $\pm 12\%$ , <sup>2)</sup> Coil resistance  $\pm 15\%$

All figures are given for coil without pre-energization, at ambient temperature  $+23^\circ\text{C}$



**Insulation Data RM2 RM3 RM7**

Insulation Data	RM2	RM3	RM7
Initial dielectric strength			
between open contacts	1500Vrms	1500Vrms	1500Vrms
between contact and coil	2500Vrms	2500Vrms	2500Vrms
between adjacent contacts	2500Vrms	2500Vrms	2500Vrms
Initial surge withstand voltage			
between contact and coil	5000V	4000V	4000V
Clearance/creepage			
between contact and coil		$\geq 4.0/14.9\text{mm}$	
between adjacent contacts		$\geq 6.1/7.3\text{mm}$	
Material group of insulation parts		IIIa	

**Other Data RM2 RM3 RM7**

Material compliance: EU RoHS/ELV, China RoHS, REACH, Halogen content refer to the Product Compliance Support Center at [www.te.com/customer-support/rohssupportcenter](http://www.te.com/customer-support/rohssupportcenter)

Ambient temperature for mounting/handling in operation	-20 to $40^\circ\text{C}$		
DC coil	-40 to $70^\circ\text{C}$	-40 to $70^\circ\text{C}$	-40 to $60^\circ\text{C}$
AC coil	-40 to $60^\circ\text{C}$	-40 to $55^\circ\text{C}$	-40 to $50^\circ\text{C}$
Cold storage, IEC 60068-2-1	16h/ $-40^\circ\text{C}$		
Dry heat, IEC 60068-2-2	16h/ $+85^\circ\text{C}$		
Damp heat cyclic, IEC 60068-2-30, Db, Variant 112/12h $+25/+55^\circ\text{C}$			
Category of environmental protection IEC 61810	RTI - dust protected		
Vibration resistance (functional) form A (NO)/form B (NC)	5/2g	5/2g	12/4g
Terminal type	PCB-THT, plug-in, quick-connect		
Cover retention, pull/push force	100/100N		
Weight	81g		
Resistance to soldering heat THT IEC 60068-2-20	$270^\circ\text{C}/10\text{s}$		
Packaging unit	10/25 pcs.		

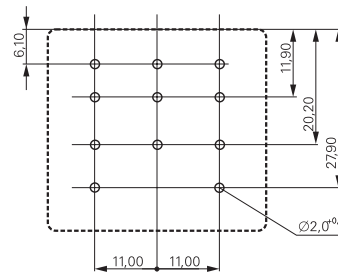
**Accessories**

For details see datasheet [Accessories Power Relay RM](#)

Note: indicated contact ratings and electrical endurance data for direct wiring of relays (according IEC 61810-1); for relays mounted on sockets deratings may apply.

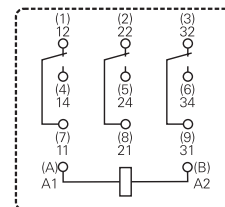
**PCB layout / terminal assignment**

Bottom view on pins



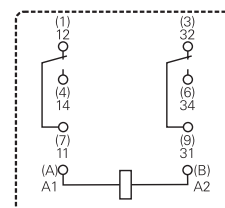
S0269-AA

3 form C (CO) contacts



S0269-AB

2 form C (CO) contacts

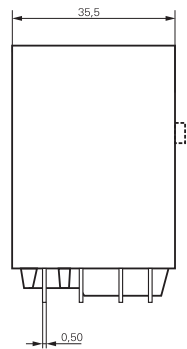
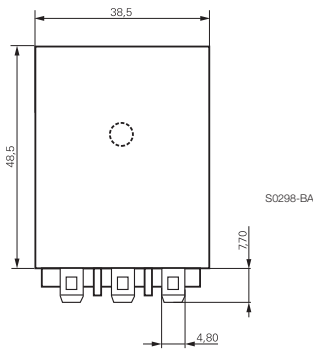


S0269-AD

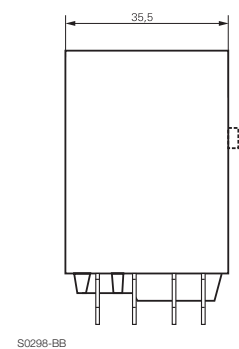
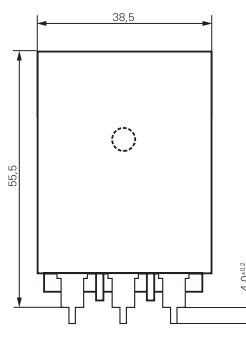
**Power Relay RM 2/3/7 (Continued)**

**Dimensions**

Plain cover, plug-in version



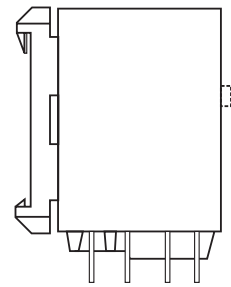
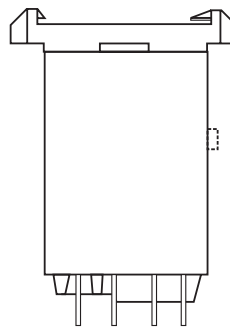
PCB version



Cover with mounting brackets, 6.3mm quick connect (4.8mm available)



Cover with DIN-snap-on attachment (6.3mm quick connect only)  
horizontal vertical



**Product code structure**

Typical product code **RM 7 2 2 730**

<b>Type</b>	RM Power Relay RM 2/3/7			
<b>Contact arrangement</b>	2 2 form C contacts (2 CO contacts), 16A	3 3 form C contacts (3 CO contacts), 10A	7 3 form C contacts (3 CO contacts), 16A	
<b>Version</b>	0 AgCdO, without test button <sup>1)</sup>	2 AgNi 90/10, without test button	3 AgCdO, with test button <sup>1)</sup>	7 AgNi 90/10, with test button
<b>Enclosure</b>	2 Plain cover, 4.8mm quick connect terminals	3 Cover with mounting brackets, 4.8mm quick connect terminals	5 Cover with mounting brackets, 6.3mm quick connect terminals	7 PCB version
	8 Cover with DIN-snap-on attachment, horizontal, 6.3mm quick connect terminals	9 Cover with DIN-snap-on attachment, vertical, 6.3mm quick connect terminals		
<b>Coil</b>	Coil code: please refer to coil versions table			

1) AgCdO contacts are discontinued and replaced with AgNi contacts (see PCN E-18-003016)

Power Relay RM 2/3/7 (Continued)

Product code	Contacts	Version	Enclosure	Coil	Coil	Part number
RM202024	2 form C	Without	Plain cover	DC coil	24VDC	8-1393149-2
RM202524	2 CO contacts	test button	quick c. 4.8mm	AC coil	24VAC	1-1393146-9
RM202615	16 A				115VAC	2-1393146-0
RM202730					230VAC	1-1393148-4
RM203024			Mounting brackets	DC coil	24VDC	1-1393148-6
RM203524			quick c. 4.8mm	AC coil	24VAC	2-1393146-5
RM203615					115VAC	2-1393146-6
RM203730					230VAC	2-1393146-8
RM205024			Mounting brackets	DC coil	24VDC	2-1393146-9
RM205524			quick c. 6.3mm	AC coil	24VAC	3-1393146-0
RM205615					115VAC	3-1393146-1
RM205730					230VAC	3-1393146-2
RM207024			PCB version	DC coil	24VDC	3-1393146-3
RM207615				AC coil	115VAC	8-1393149-5
RM207730					230VAC	3-1393146-4
RM208024			DIN-snap-on	DC coil	24VDC	3-1393146-5
RM208730			horizontal	AC coil	230VAC	8-1393149-6
RM209730			DIN vertical		230VAC	3-1393146-6
RM232024		With	Plain cover	DC coil	24VDC	3-1393146-8
RM232524		test button	quick c. 4.8mm	AC coil	24VAC	3-1393146-9
RM232615					115VAC	4-1393146-0
RM232730					230VAC	3-1393107-4
RM233024			Mounting brackets	DC coil	24VDC	3-1393107-5
RM233615			quick c. 4.8mm	AC coil	115VAC	4-1393146-2
RM235024			Mounting brackets	DC coil	24VDC	8-1393149-8
RM235730			quick c. 6.3mm	AC coil	230VAC	4-1393146-5
RM239730			DIN vertical		230VAC	4-1393148-7
RM302024	3 form C	Without	Plain cover	DC coil	24VDC	8-1393149-9
RM302524	3 CO contacts	test button	quick c. 4.8mm	AC coil	24VAC	5-1393146-3
RM302615	10 A				115VAC	5-1393146-4
RM302730					230VAC	5-1419150-3
RM303024			Mounting brackets	DC coil	24VDC	6-1393148-4
RM303615			quick c. 4.8mm	AC coil	115VAC	5-1393146-5
RM303730					230VAC	5-1393146-7
RM307024			PCB version	DC coil	24VDC	7-1393148-2
RM307730				AC coil	230VAC	5-1393146-9
RM332024		With	Plain cover	DC coil	24VDC	9-1393149-2
RM332524		test button	quick c. 4.8mm	AC coil	24VAC	9-1393149-3
RM332730					230VAC	9-1393149-4
RM333024			Mount. br. QC4.8	DC coil	24VDC	9-1393149-6
RM335730			Mount. br. QC6.3	AC coil	230VAC	6-1393107-1
RM338730			DIN horizontal		230VAC	7-1393148-7
RM339730			DIN vertical		230VAC	6-1393107-2
RM702024	3 form C	Without	Plain cover	DC coil	24VDC	8-1393146-5
RM702524	3 CO contacts	test button	quick c. 4.8mm	AC coil	24VAC	1393844-9
RM702615	16 A				115VAC	1-1393844-0
RM702730					230VAC	1-1393844-1
RM703024			Mounting brackets	DC coil	24VDC	1-1393844-2
RM703524			quick c. 4.8mm	AC coil	24VAC	9-1393146-1
RM703615					115VAC	9-1393146-2
RM703730					230VAC	9-1393146-4
RM705024			Mounting brackets	DC coil	24VDC	9-1393146-6
RM705524			quick c. 6.3mm	AC coil	24VAC	9-1393146-7
RM705615					115VAC	1-1393844-4
RM705730					230VAC	1-1393844-5
RM707024			PCB version	DC coil	24VDC	9-1393146-8
RM707524				AC coil	24VAC	1393147-1
RM707730					230VAC	1393147-2
RM708024			DIN horizontal	DC coil	24VDC	1393147-4
RM708730			quick c. 6.3mm	AC coil	230VAC	1-1419136-0
RM709024			DIN vertical	DC coil	24VDC	2-1393149-2
RM709730				AC coil	230VAC	1393147-5
RM732024		With	Plain cover	DC coil	24VDC	1-1393844-7
RM732524		test button	quick c. 4.8mm	AC coil	24VAC	1-1393147-0
RM732615					115VAC	1-1393147-1
RM732730					230VAC	1-1393844-8
RM733730			Mount.br. QC 4.8		230VAC	1-1393147-5
RM735024			Mounting brackets	DC coil	24VDC	3-1393149-6
RM735524			quick c. 6.3mm	AC coil	24VAC	3-1393149-7
RM735730					230VAC	4-1393149-1
RM737730			PCB version		230VAC	2-1393147-0
RM738024			DIN-snap-on	DC coil	24VDC	2-1393844-0
RM738730			horizontal	AC coil	230VAC	2-1393147-2
RM739024			DIN-snap-on	DC coil	24VDC	4-1393149-5
RM739730			vertical	AC coil	230VAC	2-1393844-2

**Power Relay RM 2/3/7** (Continued)

Product code	Contacts	Cont. material	Version	Enclosure	Coil	Coil	Part number
RM222012	2 form C	AgNi	Without	Plain cover	DC-coil	12VDC	1-1415546-7
RM222024	2 CO contacts	AgNi	test button	4.8 mm terminal	DC-coil	24VDC	1-1415546-8
RM225012	16A	AgNi		Mounting brackets	DC-coil	12VDC	1415542-7
RM225024		AgNi		quick c. 6.3 mm	DC-coil	24VDC	1415542-8
RM225524		AgNi			AC-coil	24VAC	1-1415546-9
RM225615		AgNi			AC-coil	115VAC	2-1415546-0
RM225730		AgNi			AC-coil	230VAC	1415542-9
RM227024		AgNi		PCB version	DC-coil	24VDC	2-1415546-1
RM227730		AgNi			AC-coil	230VAC	2-1415546-2
RM322024	3 form C	AgNi		Plain cover	DC-coil	24VDC	2-1415546-3
RM327024	3 CO contacts	AgNi		4.8 mm terminal	DC-coil	24VDC	5-1415538-3
	10A	AgNi					
RM722012	3 form C	AgNi		Plain cover	DC-coil	12VDC	3-1415546-1
RM722024	3 CO contacts	AgNi		4.8 mm terminal	DC-coil	24VDC	3-1415546-2
RM723024	16A	AgNi		Mounting brackets	DC-coil	24VDC	3-1415546-3
				quick c. 6.3 mm			
RM725024		AgNi		Mounting brackets	DC-coil	24VDC	3-1415546-4
RM725615		AgNi		quick c. 6.3 mm	AC-coil	115VAC	3-1415546-5
RM725730		AgNi			AC-coil	230VAC	3-1415546-6
RM727024		AgNi		PCB version	DC-coil	24VDC	3-1415546-7
RM727730		AgNi			AC-coil	230VAC	3-1415546-8
RM772012		AgNi	With test button	Plain cover	DC-coil	12VDC	3-1415546-9
RM772024		AgNi		4.8 mm terminal	DC-coil	24VDC	5-1415544-7
RM772060		AgNi			DC-coil	60VDC	2-1415545-1
RM772730		AgNi			AC-coil	230VAC	4-1415546-0
RM772900		AgNi			AC-coil	400VAC	4-1415546-1
RM775730		AgNi		Mounting brackets	AC-coil	230VAC	1-1415547-9
				quick c. 6.3 mm			
RM778024		AgNi		DIN-snap-on	DC-coil	24VDC	4-1415546-2
				horizontal			
RM779730		AgNi		DIN-snap-on	AC-coil	230VAC	4-1415546-3
				vertical			



Компания «ЭлектроПласт» предлагает заключение долгосрочных отношений при поставках импортных электронных компонентов на взаимовыгодных условиях!

Наши преимущества:

- Оперативные поставки широкого спектра электронных компонентов отечественного и импортного производства напрямую от производителей и с крупнейших мировых складов;
- Поставка более 17-ти миллионов наименований электронных компонентов;
- Поставка сложных, дефицитных, либо снятых с производства позиций;
- Оперативные сроки поставки под заказ (от 5 рабочих дней);
- Экспресс доставка в любую точку России;
- Техническая поддержка проекта, помощь в подборе аналогов, поставка прототипов;
- Система менеджмента качества сертифицирована по Международному стандарту ISO 9001;
- Лицензия ФСБ на осуществление работ с использованием сведений, составляющих государственную тайну;
- Поставка специализированных компонентов (Xilinx, Altera, Analog Devices, Intersil, Interpoint, Microsemi, Aeroflex, Peregrine, Syfer, Eurofarad, Texas Instrument, Miteq, Cobham, E2V, MA-COM, Hittite, Mini-Circuits, General Dynamics и др.);

Помимо этого, одним из направлений компании «ЭлектроПласт» является направление «Источники питания». Мы предлагаем Вам помощь Конструкторского отдела:

- Подбор оптимального решения, техническое обоснование при выборе компонента;
- Подбор аналогов;
- Консультации по применению компонента;
- Поставка образцов и прототипов;
- Техническая поддержка проекта;
- Защита от снятия компонента с производства.



#### Как с нами связаться

**Телефон:** 8 (812) 309 58 32 (многоканальный)

**Факс:** 8 (812) 320-02-42

**Электронная почта:** [org@eplast1.ru](mailto:org@eplast1.ru)

**Адрес:** 198099, г. Санкт-Петербург, ул. Калинина, дом 2, корпус 4, литера А.