

This drawing involves proprietary design rights of Tyco Electronics Corporation, and all design, manufacture, reproduction, use and sale rights remaining the same are expressly reserved. It is submitted for a specific purpose and the recipient by accepting this drawing, assumes custody and control and agrees to take reasonable precautions: (a) that this drawing will not be copied and reproduced, in whole or in part, or its contents revealed in any manner, or to any person except to meet the purpose for which it was delivered and (b) that any special features peculiar to this design will not be incorporated in other projects without the expressed written permission of Tyco Electronics Corporation.

REVISIONS			
EC	REV	DESCRIPTION	DATE
CPR	A	NEW RELEASE	1/16/06

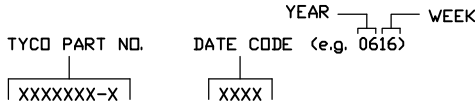
5. CONNECTOR INFORMATION

CONNECTOR	TYCO PART NUMBER	CONFIGURATION REF #	CONTACT	POSITION	CONTACT PITCH	VOLTAGE RATING*
SOCKET	6651143-1	MPK006	SIGNAL	3-26	2.50 [L098]	60 VOLTS
			POWER	1-2	6.00 [L236]	60 VOLTS
			POWER	27-29	7.50 [L295]	250 VOLTS

\*IAW UL 60950

NOTES: UNLESS OTHERWISE SPECIFIED.

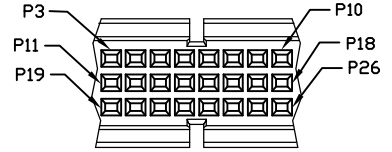
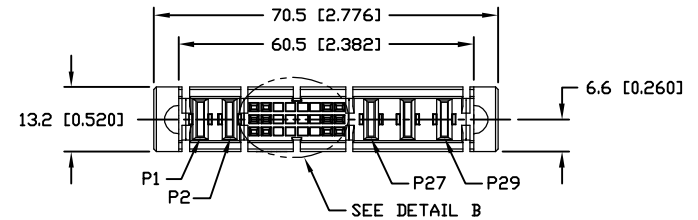
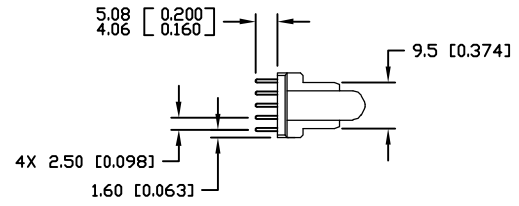
- PART NUMBER CHANGES AND OR DESIGN CHANGES AFFECTING ITEM INTERCHANGEABILITY REQUIRE PRIOR TYCO APPROVAL AND AUTHORIZATION BY REVISION TO THIS DRAWING.
- MATERIALS:  
INSULATORS: THERMOPLASTIC, GLASS REINFORCED, COLOR BLACK. UL94V-0 FLAMMABILITY RATED.  
SIGNAL CONTACTS: BRASS ALLOY.  
POWER CONTACTS: COPPER ALLOY.
- FINISHES:  
CONTACT PLATING: GOLD PLATE PER MIL-G-45204 TYPE II, CLASS 0, .000030" MIN. THICKNESS OVER NICKEL, PER QQ-N-290.  
TERMINALS: TIN PLATE, MATTE FINISH .000100" MIN. THICKNESS.
- ITEMS PROVIDED TO THIS SPECIFICATION TO BE PERMANENTLY IDENTIFIED PER THE FOLLOWING IDENTIFIER.



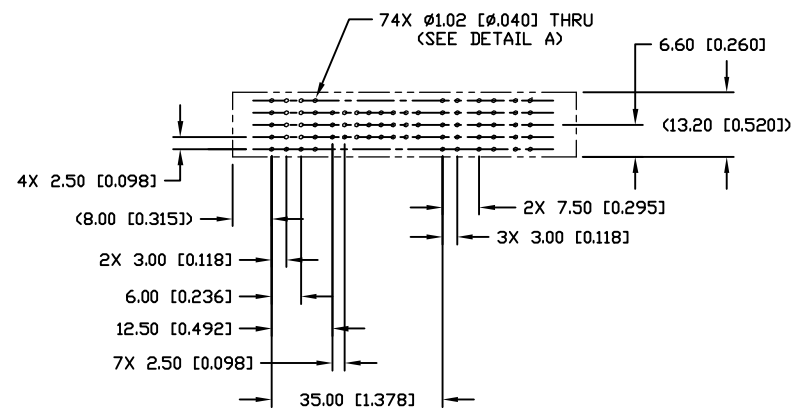
UNLESS OTHERWISE SPECIFIED DIMENSIONS ARE IN METRIC [INCHES] TOLERANCES ANGLES ± .5° DECIMALS .XX ± .25 [L010] .X ± .5 [L020]	DRAWN R. F. A. CHECKED	DATE 1/16/06	Tyco Electronics Corporation Menlo Park, Ca 94025		
	THIRD ANGLE PROJECTION 	APPROVED APPROVED D. CHAU DCA APPROVED	1/16/06	TITLE MINIPAK SOCKET CONNECTOR STRAIGHT, SOLDER TAILS PN 6651143-1	
	ACAD FILE NUMBER C6651143A.DWG	SIZE B	DWG NUMBER C = 6651143	REV. A	DWG SCALE 1=1 SH 1 OF 3

This drawing involves proprietary design rights of Tyco Electronics Corporation, and all design, manufacture, reproduction, use and sale rights pertaining thereto are expressly reserved. It is submitted for a specific purpose and the recipient by accepting this drawing, assumes entirely and controls and agrees to take reasonable precautions: (a) that this drawing will not be copied and reproduced in whole or in part, or its contents revealed in any manner, or to any person except to meet the purpose for which it was delivered and (b) that any special features peculiar to this design will not be incorporated in other projects without the expressed written permission of Tyco Electronics Corporation.

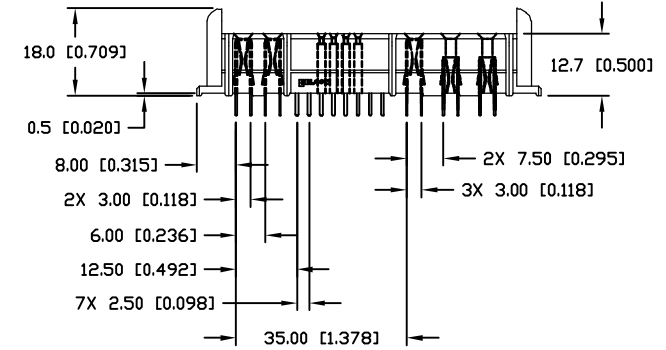
REVISIONS			
EC	REV	DESCRIPTION	DATE
		SEE SHEET 1	



DETAIL B



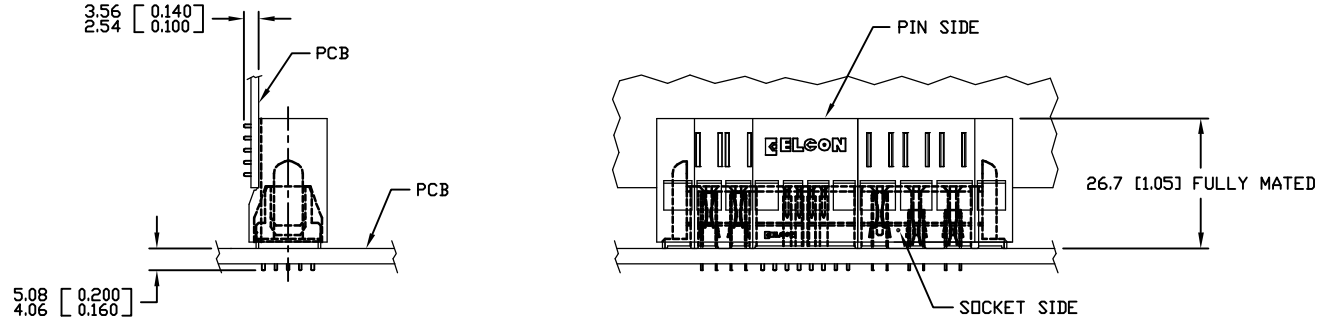
RECOMMENDED PC LAYOUT



UNLESS OTHERWISE SPECIFIED DIMENSIONS ARE IN METRIC [INCHES] TOLERANCES ANGLES ± .5° DECIMALS .XX ± .25 [0.010] .X ± .5 [0.020]	DRAWN R. F. A. CHECKED	DATE 1/16/06	Tyco Electronics Corporation Menlo Park, Ca 94025 	TITLE MINIPAK SOCKET CONNECTOR STRAIGHT, SOLDER TAILS PN 6651143-1	
	APPROVED APPROVED D. CHAU DCA APPROVED	DATE 1/16/06		SIZE B	DWG NUMBER C = 6651143
ACAD FILE NUMBER		C6651143A.DWG		DWG SCALE 1=1	SH 2 OF 3

This drawing involves proprietary design rights of Tyco Electronics Corporation, and all design, manufacture, reproduction, use and sale rights pertaining thereto are expressly reserved. It is submitted for a specific purpose and the recipient by accepting this drawing, assumes entirely and controls and agrees to take reasonable precautions (a) that this drawing will not be copied and reproduced in whole or in part, or its contents revealed in any manner, or to any person except to meet the purpose for which it was delivered and (b) that any special features peculiar to this design will not be incorporated in other projects without the expressed written permission of Tyco Electronics Corporation.

REVISIONS			DATE
EC	REV	DESCRIPTION	DATE
		SEE SHEET 1	



MATED CONDITION

DETAIL A

SOLDER TERMINATION AREA

RECOMMENDED PRINTED CIRCUIT HOLE

FINISHED HOLE:  $\phi 1.02$  [0.040]  $\pm 0.08$  [0.003]

DRILLED HOLE:  $\phi 1.15$  [0.0453]  $\pm 0.13$  [0.0005]

COPPER PLATE: .025 [0.0010] MINIMUM (PER SURFACE)

TIN PLATE: .008 [0.0003] MINIMUM (PER SURFACE)

MM OR MM [INCH]  THIRD ANGLE PROJECTION UNLESS OTHERWISE SPECIFIED DIMENSIONS ARE IN METRIC [INCHES] TOLERANCES ANGLES $\pm .5^\circ$ DECIMALS .XX $\pm .25$ [0.010] .X $\pm .5$ [0.020]	DRAWN R. F. A.	DATE 1/16/06	 Tyco Electronics Corporation Menlo Park, Ca 94025 	TITLE	
	CHECKED			USER INFORMATION AND MATED CONDITION PN 6651143-1	
	APPROVED			SIZE B	DWG NUMBER C = 6651143
	APPROVED D. CHAU	1/16/06		REV. A	
	DCA APPROVED				
	ACAD FILE NUMBER	C6651143A.DWG		DWG SCALE	1=1
					SH 3 OF 3



Компания «ЭлектроПласт» предлагает заключение долгосрочных отношений при поставках импортных электронных компонентов на взаимовыгодных условиях!

Наши преимущества:

- Оперативные поставки широкого спектра электронных компонентов отечественного и импортного производства напрямую от производителей и с крупнейших мировых складов;
- Поставка более 17-ти миллионов наименований электронных компонентов;
- Поставка сложных, дефицитных, либо снятых с производства позиций;
- Оперативные сроки поставки под заказ (от 5 рабочих дней);
- Экспресс доставка в любую точку России;
- Техническая поддержка проекта, помощь в подборе аналогов, поставка прототипов;
- Система менеджмента качества сертифицирована по Международному стандарту ISO 9001;
- Лицензия ФСБ на осуществление работ с использованием сведений, составляющих государственную тайну;
- Поставка специализированных компонентов (Xilinx, Altera, Analog Devices, Intersil, Interpoint, Microsemi, Aeroflex, Peregrine, Syfer, Eurofarad, Texas Instrument, Miteq, Cobham, E2V, MA-COM, Hittite, Mini-Circuits, General Dynamics и др.);

Помимо этого, одним из направлений компании «ЭлектроПласт» является направление «Источники питания». Мы предлагаем Вам помощь Конструкторского отдела:

- Подбор оптимального решения, техническое обоснование при выборе компонента;
- Подбор аналогов;
- Консультации по применению компонента;
- Поставка образцов и прототипов;
- Техническая поддержка проекта;
- Защита от снятия компонента с производства.



#### Как с нами связаться

**Телефон:** 8 (812) 309 58 32 (многоканальный)

**Факс:** 8 (812) 320-02-42

**Электронная почта:** [org@eplast1.ru](mailto:org@eplast1.ru)

**Адрес:** 198099, г. Санкт-Петербург, ул. Калинина, дом 2, корпус 4, литера А.