

## SERIES 60A Joystick

### FEATURES

- Optical Encoder, Pushbutton, and Joystick in One Shaft
- Long Life, High Reliability
- Compatible with CMOS, HCMOS, and TTL Logic
- Choices of Cable Length and Termination
- Customized Solutions Available

### APPLICATIONS

- Global Positioning/Driver Information Systems
- Medical Equipment Control
- Radio Control
- Robotics
- Commercial Appliances

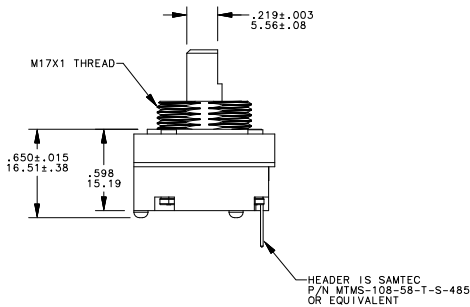
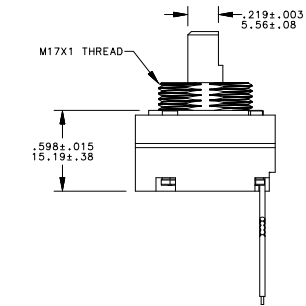


### DIMENSIONS in inches (and millimeters)

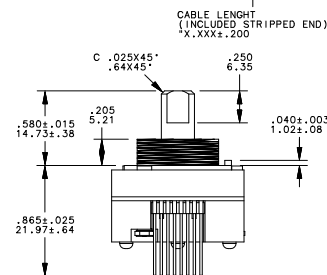
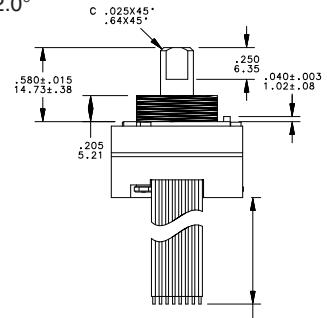
#### Stripped Cable Version



#### Pin Version

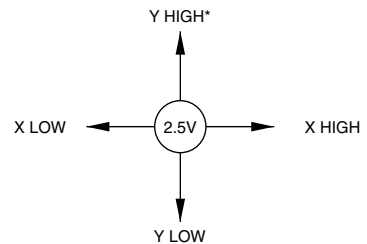
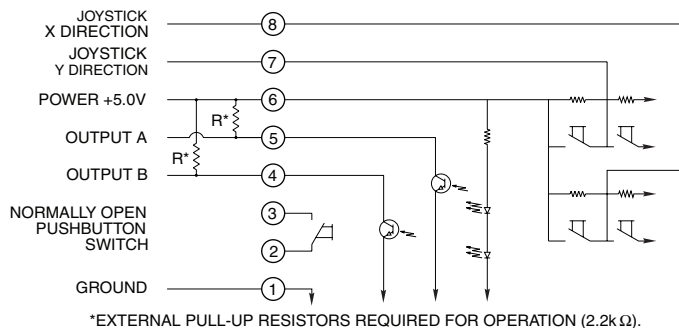


Unless otherwise specified, standard tolerance are:  
 Linear ± .025  
 Diameter ± .010  
 Angle ± 2.0°



HEADER IS SAMTEC  
 P/N: MTMS-108-58-T-S-485  
 OR EQUIVALENT

### CIRCUITRY AND JOYSTICK OPERATION Standard Quadrature 2-Bit Code



\* DEFINED BY LOCATING PIN ON TOP OF HOUSING

**WAVEFORM AND TRUTH TABLE** Standard Quadrature 2-Bit Code



**SPECIFICATIONS**

**Rotary Electrical and Mechanical Ratings**  
**Operating Voltage:** 5.00 ± 0.25 Vdc  
**Supply Current:** 20 mA maximum at 5 Vdc  
**Output:** Open collector phototransistor. External pull up resistors are required  
**Output Code:** 2-Bit quadrature, channel A leads channel B by 90° electrically during clockwise rotation of the shaft  
**Logic Output Characteristics:**  
 High: No less than 3.5 Vdc  
 Low: No greater than 1.0 Vdc  
**Minimum Sink Current:** 2.0 mA  
**Power Consumption:** 100 mW maximum  
**Mechanical Life:** 1 million rotational cycles of operation (1 cycle is a rotation through all positions and a full return)  
**Average Rotational Torque:** 2.0 ± 1.0 in-oz initially, torque shall be within 50% of initial value throughout life  
**Mounting Torque:** 15 in-lbs. maximum  
**Shaft Push-Out Force:** 45 lbs minimum  
**Shaft Pull-Out Force:** 45 lbs minimum  
**Terminal Strength:** 15 lbs terminal pull-out force minimum for cabled and header termination  
**Solderability:** 95% free of pin holes and voids

**Pushbutton Electrical and Mechanical Ratings**  
**Rating:** 10 mA at 5 Vdc resistive  
**Contact Resistance:** less than 10 ohms  
**Life:** 1 million actuations minimum  
**Contact Bounce:** < 4 mS make, 10 mS break  
**Actuation Force:** 400 ± 150 grams force  
**Shaft Travel:** 0.020 ± 0.010 inches

**ORDERING INFORMATION**

**Series**  
**Angle of Throw:** Detent: 18 = 18° or 20 positions; Non-detent: 08 = 18° or 20 positions; Non-Turn: 00 = Joystick and Pushbutton only  
**Joystick Contacts:** 2 = 2 Discrete Contacts  
 4 = 4 Discrete Contacts  
 8 = 4 Contacts in 8 possible directions

**Termination:** S = Stripped cable; .050" centers; C = Connector; .050" centers; P = Pin; .050" centers  
**Cable Termination:** 040 = 4.0in. Cable is terminated with Amp Connector P/N 215083-8.  
 See Amp Mateability Guide for mating connector details.  
*\*Eliminate cable length if ordering pins (Ex: 60A18-4-P)*

**60A18-4-040S**

Available from your local Grayhill Component Distributor.  
 For prices and discounts, contact a local Sales Office, an authorized local Distributor, or Grayhill.

**Joystick Electrical and Mechanical Ratings**  
**Supply Current:** 5 mA maximum  
**Output Code:** 2-Bit  
**Logic Output Characteristics:**  
 Neutral: 2.5 ± 0.5 Vdc  
 High: > 4.5 Vdc  
 Low: < 0.5 Vdc  
**Angle of Throw:** 8° ± 2° in all directions  
**Life:** 500,000 actuations in each direction

**Environmental Ratings**  
**Operating Temperature Range:** -40°C to 85°C  
**Storage Temperature Range:** -55°C to 100°C  
**Relative Humidity:** 96 hours at 90-85% humidity at 40°C  
**Vibration:** Harmonic motion with amplitude of 15g, within a varied 10 to 2000 Hz frequency for 12 hours  
**Mechanical Shock:**  
 Test 1: 100g for 6ms half-sine wave with a velocity change of 12.3 ft/s  
 Test 2: 100g for 6ms sawtooth wave with a velocity change of 9.7 ft/s

**Materials and Finishes**  
**Assembly Studs:** 305 Stainless steel  
**Detent Housing:** Polyamide polymer (nylon 6/10 alloy)  
**Printed Circuit Boards:** Glass cloth epoxy double clad with copper gold over nickel plated  
**Infrared Emitting Diode Chips:** Gallium aluminum arsenide  
**Silicon Phototransistor Chips:** Gold and aluminum alloys

**Resistors:** Metal oxide on ceramic substrate  
**Solder Pins:** Brass, Plated with tin  
**Shaft:** Polyamide polymer (nylon 6/10 alloy) with stainless steel insert  
**Detent Balls:** Carbon steel plated with nickel  
**Detent Springs:** Music wire plated with tin  
**Code Rotor:** 33% Glass reinforced nylon 66  
**Pushbutton Dome:** Stainless steel  
**Pushbutton Dome Retainer:** Polycarbonate  
**Joystick Housing:** Polyamide polymer (nylon 6/10 alloy)  
**Joystick Contact:** Stainless steel, silicone rubber, brass with silver cladding, high-temp thermoplastic, phosphor bronze with silver cladding  
**Cable:** Copper stranded with plating in PVC insulation  
**Connector:** PA 4.6 with tin over nickel plated phosphor bronze  
**Lockwashers:** Stainless steel with passivate finish  
**Hex Nuts:** 303 Stainless steel  
**Label:** TT406 Thermal transfer cast film  
**Solder:** Sn/Ag/Cu, Lead-Free, No Clean  
**Mounting Nut:** Polyurethane  
**Lubricating Grease:** Nye nyogel 774L

**OPTIONS**  
 Contact Grayhill for custom terminations, rotational torque, number of positions, shaft configurations, and resolutions. Control knobs are also available.

Optical and Mechanical Encoders



Компания «ЭлектроПласт» предлагает заключение долгосрочных отношений при поставках импортных электронных компонентов на взаимовыгодных условиях!

Наши преимущества:

- Оперативные поставки широкого спектра электронных компонентов отечественного и импортного производства напрямую от производителей и с крупнейших мировых складов;
- Поставка более 17-ти миллионов наименований электронных компонентов;
- Поставка сложных, дефицитных, либо снятых с производства позиций;
- Оперативные сроки поставки под заказ (от 5 рабочих дней);
- Экспресс доставка в любую точку России;
- Техническая поддержка проекта, помощь в подборе аналогов, поставка прототипов;
- Система менеджмента качества сертифицирована по Международному стандарту ISO 9001;
- Лицензия ФСБ на осуществление работ с использованием сведений, составляющих государственную тайну;
- Поставка специализированных компонентов (Xilinx, Altera, Analog Devices, Intersil, Interpoint, Microsemi, Aeroflex, Peregrine, Syfer, Eurofarad, Texas Instrument, Miteq, Cobham, E2V, MA-COM, Hittite, Mini-Circuits, General Dynamics и др.);

Помимо этого, одним из направлений компании «ЭлектроПласт» является направление «Источники питания». Мы предлагаем Вам помощь Конструкторского отдела:

- Подбор оптимального решения, техническое обоснование при выборе компонента;
- Подбор аналогов;
- Консультации по применению компонента;
- Поставка образцов и прототипов;
- Техническая поддержка проекта;
- Защита от снятия компонента с производства.



#### Как с нами связаться

**Телефон:** 8 (812) 309 58 32 (многоканальный)

**Факс:** 8 (812) 320-02-42

**Электронная почта:** [org@eplast1.ru](mailto:org@eplast1.ru)

**Адрес:** 198099, г. Санкт-Петербург, ул. Калинина, дом 2, корпус 4, литера А.