

# Features

# LED Driver

- Low profile case (13mm height max.)
- 350mA to 700mA constant current outputs
- Terminal block input/output with cable clamps
- Fully protected (OLP, SCP, OCP, OTP)
- Low standby power, ErP conform
- Low cost

# RECOM AC/DC Converter

## RACD12-LP

**12 Watt  
Constant  
Current Single  
Output**



IEC/EN61347-1 certified  
IEC/EN61347-2-13 certified  
ENEC certified  
CB report  
EN55015 compliant

## Description

These low profile constant current LED drivers have been designed for cost-sensitive applications. The SELV outputs are suitable for both independently supplied or built-in power-supply LED luminaires. Their low profile design allows them to be invisibly built into furniture, discreetly mounted under shelves or integrated in space-restricted applications such as coving lighting, strip lighting or troffer lighting systems. The power supplies are short circuit and overload protected and come with a full 3-year warranty.

## Selection Guide

Part Number	Input Voltage Range [VAC]	Input Current [mA]	Output Voltage Range [VDC]	Output Current [mA]	Efficiency typ. [%]	Output Power max. [W]
RACD12-350-LP	198-264	130	2-37	350	86	13W
RACD12-500-LP	198-264	130	2-24	500	81	12W
RACD12-700-LP	198-264	130	2-19	700	85	13W

All LED Drivers may not be used without a load. They must be switched on the primary side only. Noncompliance may damage the LED or reduce its lifetime.

## Specifications (measured @ Ta= 25°C, 240VAC and rated load)

BASIC CHARACTERISTICS				
Parameter	Condition	Min.	Typ.	Max.
Input Voltage Range		198VAC	230VAC	264VAC
Inrush Current				8.0A
Start-up Time				500ms
Input Frequency Range		47Hz		63Hz
No Load Power Consumption				0.5W
Power Factor	full load, 230VAC			0.55
Internal Operating Frequency	full load	60kHz		140kHz
Output Ripple Current <sup>(1)</sup>				50mAp-p
<b>Notes:</b>				
Note1: Measured at 20MHz Bandwidth using 0.1µF & 47µF parallel capacitor				

## REGULATIONS

Parameter	Condition	Value
Output Accuracy		±5% max.
Line Regulation		5% max.
Load Regulation		5% max.

**Specifications** (measured @ Ta= 25°C, 240VAC and rated load)

**PROTECTION**

Parameter	Condition	Value
Input Fuse	external fuse is recommended	T1A
Open Circuit Protection (OCP)		auto recovery after fault condition is removed
Over Load Protection (OLP)		auto recovery after fault condition is removed
Over Voltage Protection (OVP)		auto recovery after fault condition is removed
Over Temperature Protection (OTP)	110°C Tcase	auto recovery after fault condition is removed
Isolation Voltage	I/P to O/P	3.75kVAC / 1 minute

**Maximum loading of automatic circuit breakers**

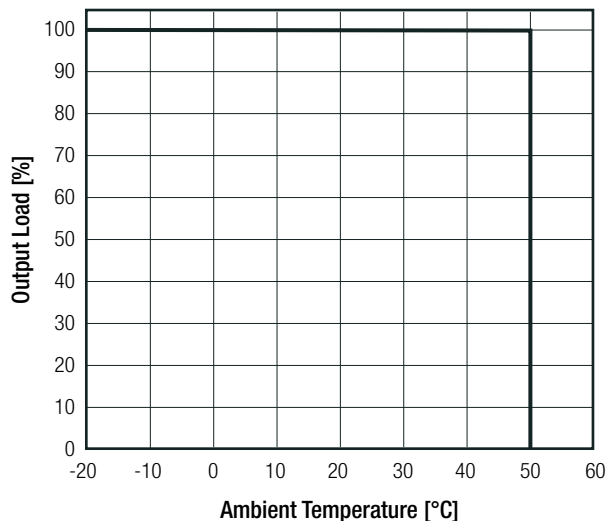
\* @ 230VAC, 10hm, 90° phase angle and max. load

Circuit Breaker	Circuit Breaker Current				
	Typ	10A	16A	20A	25A
B	17	28	35	44	
C	37	59	74	92	

**ENVIRONMENTAL**

Parameter	Condition	Value
Operating Temperature Range		-20°C to +50°C
Maximum Case Temperature		+80°C
Operating Altitude		2000m
Operating Humidity	non-condensing	5% to 85% RH
IP Rating		IP20
Pollution Degree		PD2
Design Lifetime		30 x 10 <sup>3</sup> hours

**Derating Graph**



**Specifications** (measured @ Ta= 25°C, 240VAC and rated load)

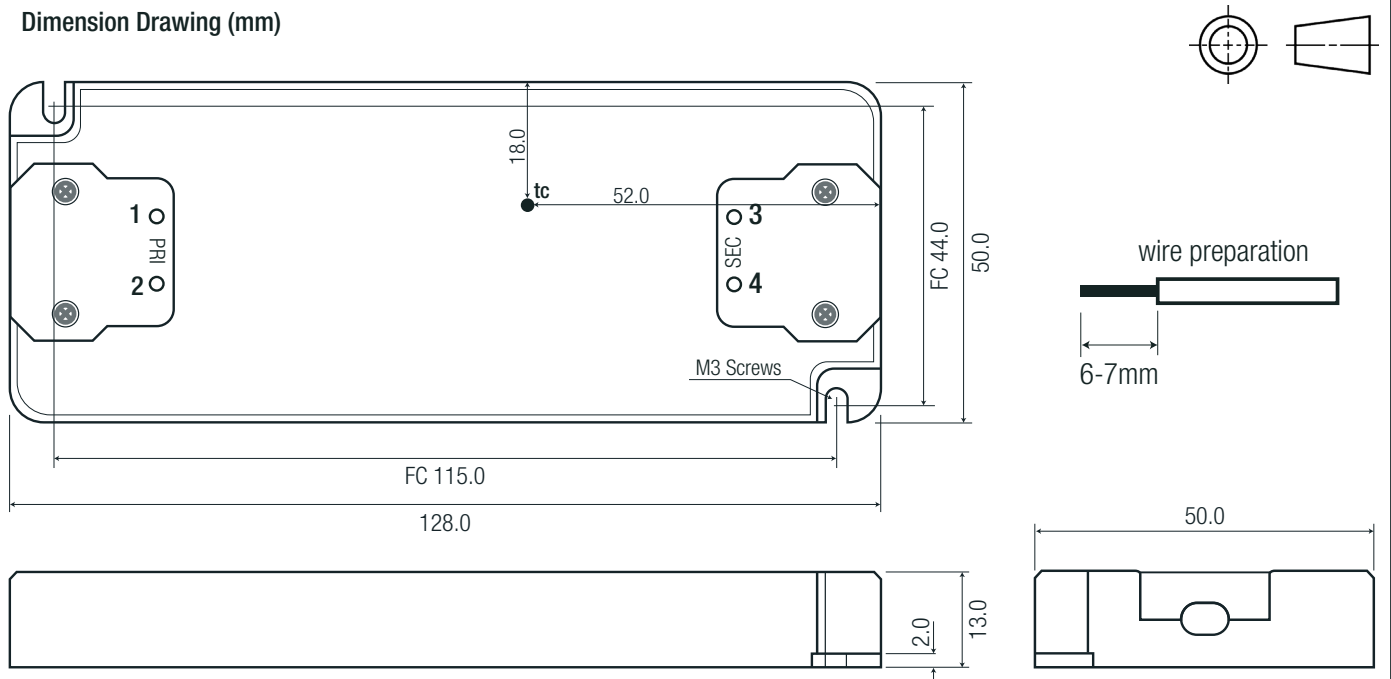
<b>SAFETY AND CERTIFICATIONS</b>		
<b>Certificate Type (Safety)</b>	<b>Report Number</b>	<b>Standard</b>
Lamp controlgear Part 1: General and safety requirements (CB Scheme)	374931	IEC61347-1:2015+A1:2017, 3rd Edition
Lamp controlgear Part 2-13: Particular requirements for d.c. or a.c. supplied electronic controlgear for LED modules (CB Scheme)		IEC61347-2-13:2014+A1:2016, 2nd Edition
Lamp controlgear Part 1: General and safety requirements (LVD)		EN61347-1:2015
Lamp controlgear Part 2-13: Particular requirements for d.c. or a.c. supplied electronic controlgear for LED modules (LVD)		EN61347-2-13:2014 + A1:2017
Lamp controlgear Part 1: General and safety requirements	374931	EN61347-1:2015
Lamp controlgear Part 2-13: Particular requirements for d.c. or a.c. supplied electronic controlgear for LED modules		EN61347-2-13:2014+A1:2017
DC or AC supplied electronic control gear for LED modules Performance requirements	374931	IEC62384:2006 1st Edition + A1:2009
DC or AC supplied electronic control gear for LED modules Performance requirements		EN62384:2006 + A1:2009
EAC	RU-AT.49.09571	TP TC 004/2011
RoHS 2		RoHS 2011/65/EU + AM2015/863
<b>EMC Compliance</b>	<b>Condition</b>	<b>Standard / Criterion</b>
Limits and methods of measurement of radio disturbance characteristics of electrical lighting and similar equipment	374931	EN55015:2013 + A1:2015
Equipment for general lighting purposes – EMC immunity requirements		EN61547:2009
Assessment of lighting equipment related to human exposure to electromagnetic fields		EN62493:2015
ESD Electrostatic discharge immunity test	±8kV Air Discharge, ±4kV Contact Discharge	EN61000-4-2:2009, Criteria A
Radiated, radio-frequency, electromagnetic field immunity test	3V/m	EN61000-4-3:2006 + A2:2010, Criteria A
Fast Transient and Burst Immunity	±0.5kV (DC Output) ±1kV (AC Input)	EN61000-4-4:2012, Criteria A
Surge Immunity	±0.5kV (AC Input)	EN61000-4-5:2014 + A1:2017, Criteria A
Immunity to conducted disturbances, induced by radio-frequency fields	AC Power Port 3V	EN61000-4-6:2014, Criteria A
Voltage Dips and Interruptions	Voltage Dips >95%	EN61000-4-11:2004 + A1:2017, Criteria B
Voltage Dips and Interruptions	Voltage Dips 30%	EN61000-4-11:2004 + A1:2017, Criteria B
Limits of Harmonic Current Emissions		EN61000-3-2:2014, Class C
Limits of Voltage Fluctuations & Flicker		EN61000-3-3:2013, Clause 5

<b>DIMENSION and PHYSICAL CHARACTERISTICS</b>		
<b>Parameter</b>	<b>Type</b>	<b>Value</b>
Material	case	plastic (UL94V-2)
Dimension (LxWxH)		128.0 x 50.0 x 13.0mm
Weight		70g

continued on next page

Specifications (measured @ Ta= 25°C, 240VAC and rated load)

Dimension Drawing (mm)



Connection via Screw Terminal

#	Function	Solid Wire	Stranded Wire <sup>(2)</sup>	AWG
1	VAC in (N)	0.75-1.5mm <sup>2</sup>	0.75-1.5mm <sup>2</sup>	20-16
2	VAC in (L)	0.75-1.5mm <sup>2</sup>	0.75-1.5mm <sup>2</sup>	20-16
3	LED+	0.5-1.5mm <sup>2</sup>	0.5-1.5mm <sup>2</sup>	21-16
4	LED-	0.5-1.5mm <sup>2</sup>	0.5-1.5mm <sup>2</sup>	21-16

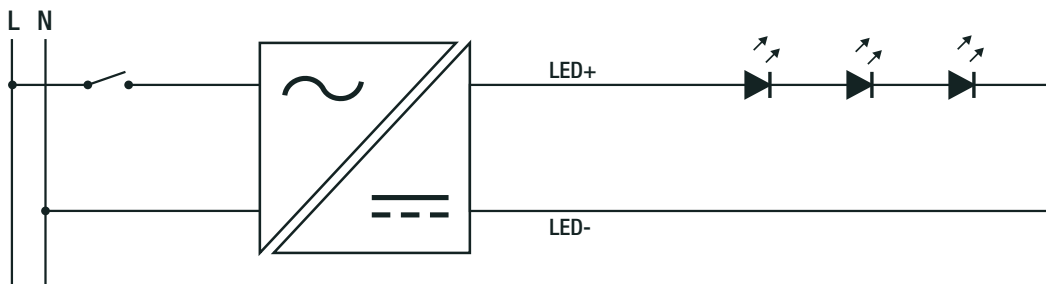
wire stripping length: 6-7mm  
recommended tightening torque: 0.25Nm  
tc= case temperature measuring point  
FC= fixing centers  
Tolerance: xx.x= ±0.5mm  
          xx.xx= ±0.35mm  
2 mounting screws are included

Notes:

Note2: The use of sleeve or ferrule terminations is recommended

INSTALLATION and APPLICATION

Connection



PACKAGING INFORMATION

Parameter	Type	Value
Packaging Dimension (LxWxH)	cardboard box	265.0 x 139.0 x 62.0mm
Packaging Quantity		10pcs
Storage Temperature Range		-20°C to +70°C
Storage Humidity	non-condensing	5% - 85% RH

The product information and specifications may be subject to changes even without prior written notice. The product has been designed for various applications; its suitability lies in the responsibility of each customer. The products are not authorized for use in safety-critical applications without RECOM's explicit written consent. A safety-critical application is an application where a failure may reasonably be expected to endanger or cause loss of life, inflict bodily harm or damage property. The applicant shall indemnify and hold harmless RECOM, its affiliated companies and its representatives against any damage claims in connection with the unauthorized use of RECOM products in such safety-critical applications.



Компания «ЭлектроПласт» предлагает заключение долгосрочных отношений при поставках импортных электронных компонентов на взаимовыгодных условиях!

Наши преимущества:

- Оперативные поставки широкого спектра электронных компонентов отечественного и импортного производства напрямую от производителей и с крупнейших мировых складов;
- Поставка более 17-ти миллионов наименований электронных компонентов;
- Поставка сложных, дефицитных, либо снятых с производства позиций;
- Оперативные сроки поставки под заказ (от 5 рабочих дней);
- Экспресс доставка в любую точку России;
- Техническая поддержка проекта, помощь в подборе аналогов, поставка прототипов;
- Система менеджмента качества сертифицирована по Международному стандарту ISO 9001;
- Лицензия ФСБ на осуществление работ с использованием сведений, составляющих государственную тайну;
- Поставка специализированных компонентов (Xilinx, Altera, Analog Devices, Intersil, Interpoint, Microsemi, Aeroflex, Peregrine, Syfer, Eurofarad, Texas Instrument, Miteq, Cobham, E2V, MA-COM, Hittite, Mini-Circuits, General Dynamics и др.);

Помимо этого, одним из направлений компании «ЭлектроПласт» является направление «Источники питания». Мы предлагаем Вам помощь Конструкторского отдела:

- Подбор оптимального решения, техническое обоснование при выборе компонента;
- Подбор аналогов;
- Консультации по применению компонента;
- Поставка образцов и прототипов;
- Техническая поддержка проекта;
- Защита от снятия компонента с производства.



#### Как с нами связаться

**Телефон:** 8 (812) 309 58 32 (многоканальный)

**Факс:** 8 (812) 320-02-42

**Электронная почта:** [org@eplast1.ru](mailto:org@eplast1.ru)

**Адрес:** 198099, г. Санкт-Петербург, ул. Калинина, дом 2, корпус 4, литера А.