



Main

Range of product	Zelio Logic
Product or component type	GSM modem
Type of modem	Type quad band 900/1800 MHz, 850/1900 MHz
Data backed up	Flash memory

Complementary

Kit composition	1 antenna with cable 1 supply cable 2 lugs for plate mounting Fixing on DIN rail (assembled with the GSM modem) GSM modem
Function available	Send alarm/receive instruction Send alarm to e-mail address Transfer program Update firmware monitoring
Number of messages	<= 28
Electrical data recording	Date and time Discrete and digital value Telephone/e-mail
[Us] rated supply voltage	12...24 V DC
Supply voltage limits	5.5...32 V
Supply current	165 mA at 12 V <= 2100 mA at 5.5 V 87 mA at 24 V
Power dissipation in W	2.1 W
Associated fuse rating	2.5 A
Electrical connection	1 antenna with cable 1 cable 1 cable Com-M Com-M specific to Zelio RS232 serial, specific Zelio communication protocol link with the modem, AT commands 1 cable Com-Z Com-Z specific to Zelio, specific Zelio communication protocol Zelio Logic smart relays SR.B..... and SR2 E..... Version (>= V3.1) Supply cable
Cable length	4.92 ft (1.5 m) supply cable 8.2 ft (2.5 m) antenna with cable
Insulation	1780 V optocoupler, connector type: Com-Z specific to Zelio By the cable SR2 CBL07, connector type: Com-M specific to Zelio
Connections - terminals	Screw terminals, 1 x 0.25...1 x 2.5 mm ² , AWG 24...AWG 14, semi-solid cable Screw terminals, 1 x 0.25...1 x 2.5 mm ² , AWG 24...AWG 14, solid cable Screw terminals, 2 x 0.25...2 x 1.5 mm ² , AWG 23...AWG 16, solid cable Screw terminals, 1 x 0.25...1 x 2.5 mm ² , AWG 24...AWG 14, flexible cable with cable end Screw terminals, 2 x 0.25...2 x 0.75 mm ² , AWG 24...AWG 18, flexible cable with cable end
Tightening torque	4.42 lbf.in (0.5 N.m)
Product weight	0.74 lb(US) (0.335 kg)

Environment

product certifications	CSA C-Tick FCC part 15 standard GOST
------------------------	---

The information provided in this documentation contains general descriptions and/or technical characteristics of the products contained herein. This documentation is not intended as a substitute for and is not to be used for determining suitability or reliability of these products for specific user applications. It is the duty of any such user or integrator to perform the appropriate and complete risk analysis, evaluation and testing of the products with respect to the relevant specific application or use thereof. Neither Schneider Electric Industries SAS nor any of its affiliates or subsidiaries shall be responsible or liable for misuse of the information contained herein.

IC
PTCRB
UL

standards	EN/IEC 60068-2-32 EN/IEC 60068-2-6 Fc
electromagnetic compatibility	Conducted and radiated emissions, class B group 1 conforming to EN 55022-11
IP degree of protection	IP31 conforming to IEC 60529
environmental characteristic	Low voltage directive conforming to EN/IEC 60950-1 R and TTE directive conforming to ETSI EN 301419-1 R and TTE directive conforming to ETSI EN 301 489-7 R and TTE directive conforming to ETSI EN 301 511 EMC directive conforming to ETSI EN 301 489-1
pollution degree	2 conforming to EN/IEC 61131-2
ambient air temperature for operation	-4...131 °F (-20...55 °C) conforming to IEC 60068-2-1 -4...131 °F (-20...55 °C) conforming to IEC 60068-2-2
ambient air temperature for storage	-40...158 °F (-40...70 °C)
operating altitude	6561.68 ft (2000 m)
altitude transport	<= 10000 ft (3048 m)
relative humidity	0...95 % at 55 °C without condensation 0...95 % without condensation, during storage

Offer Sustainability

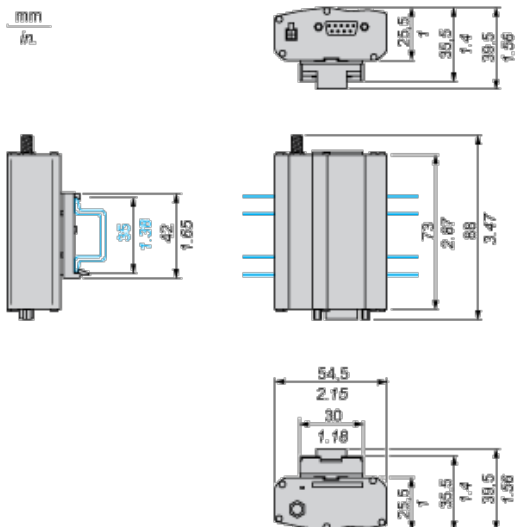
Not Green Premium product	Not Green Premium product
Compliant - since 0626 - Schneider Electric declaration of conformity	Compliant - since 0626 - Schneider Electric declaration of conformity
Reference not containing SVHC above the threshold	Reference not containing SVHC above the threshold
WARNING: This product can expose you to chemicals including:	WARNING: This product can expose you to chemicals including:
Lead and lead compounds, which is known to the State of California to cause cancer and birth defects or other reproductive harm.	Lead and lead compounds, which is known to the State of California to cause cancer and birth defects or other reproductive harm.
For more information go to www.p65warnings.ca.gov	For more information go to www.p65warnings.ca.gov

Contractual warranty

Warranty period	18 months
-----------------	-----------

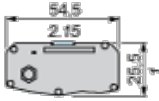
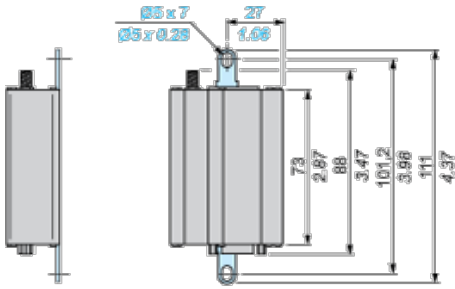
GSM Modem

Rail Mounting



Screw Fixing

mm
in.





Компания «ЭлектроПласт» предлагает заключение долгосрочных отношений при поставках импортных электронных компонентов на взаимовыгодных условиях!

Наши преимущества:

- Оперативные поставки широкого спектра электронных компонентов отечественного и импортного производства напрямую от производителей и с крупнейших мировых складов;
- Поставка более 17-ти миллионов наименований электронных компонентов;
- Поставка сложных, дефицитных, либо снятых с производства позиций;
- Оперативные сроки поставки под заказ (от 5 рабочих дней);
- Экспресс доставка в любую точку России;
- Техническая поддержка проекта, помощь в подборе аналогов, поставка прототипов;
- Система менеджмента качества сертифицирована по Международному стандарту ISO 9001;
- Лицензия ФСБ на осуществление работ с использованием сведений, составляющих государственную тайну;
- Поставка специализированных компонентов (Xilinx, Altera, Analog Devices, Intersil, Interpoint, Microsemi, Aeroflex, Peregrine, Syfer, Eurofarad, Texas Instrument, Miteq, Cobham, E2V, MA-COM, Hittite, Mini-Circuits, General Dynamics и др.);

Помимо этого, одним из направлений компании «ЭлектроПласт» является направление «Источники питания». Мы предлагаем Вам помощь Конструкторского отдела:

- Подбор оптимального решения, техническое обоснование при выборе компонента;
- Подбор аналогов;
- Консультации по применению компонента;
- Поставка образцов и прототипов;
- Техническая поддержка проекта;
- Защита от снятия компонента с производства.



Как с нами связаться

Телефон: 8 (812) 309 58 32 (многоканальный)

Факс: 8 (812) 320-02-42

Электронная почта: org@eplast1.ru

Адрес: 198099, г. Санкт-Петербург, ул. Калинина, дом 2, корпус 4, литера А.