



## Main

Range of product	Interface for discrete signals
Product or component type	Slim electromechanical input interface module
Contacts type and composition	1 NO
[Uc] control circuit voltage	120...127 V
Control circuit type	AC/DC
Control circuit frequency	60 Hz
Width pitch dimension	0.37 in (9.5 mm)
Line Rated Current	<= 0.016 A
Short-circuit protection	2 A external fuse fast blow
[Ith] conventional free air thermal current	1 A conforming to IEC 60947-1
Local signalling	1 LED indicating control signal state
Quantity per set	Set of 5

## Complementary

Control circuit voltage limits	140 V
Connections - terminals	Screw clamp terminal
Operating threshold	97 V
Drop-out voltage	<= 25.4 V
Holding current	2.5 mA
Power dissipation in W	0.73 W
Maximum switching voltage	125 V DC 140 V AC
System Voltage	<= 100 V DC conforming to IEC 60947-5-1 built-in contacts <= 127 V AC conforming to IEC 60947-5-1 built-in contacts
Network frequency	50/60 Hz
[Ie] rated operational current	1 A AC-12 Ue: 127 V per 1000000 cycles conforming to IEC 60947-5-1 1 A DC-12 Ue: 24 V per 1000000 cycles conforming to IEC 60947-5-1 1 A DC-13 Ue: 24 V per 1000000 cycles conforming to IEC 60947-5-1 0.5 A AC-14 Ue: 127 V per 1000000 cycles conforming to IEC 60947-5-1 0.5 A AC-15 Ue: 127 V per 1000000 cycles conforming to IEC 60947-5-1
Minimum switching current	1 mA
Minimum switching voltage	5 V
Electrical reliability	1e-008
Operating time	<= 10 ms between energisation of coil and closing of NO contact DC <= 30 ms between de-energisation of coil and closing of NO contact AC <= 30 ms between energisation of coil and closing of NO contact AC <= 6 ms between de-energisation of coil and closing of NO contact DC
Contact bounce time	<= 5 ms
Operating rate in Hz	10 Hz at no-load 0.5 Hz at Ie
Mechanical durability	>= 20000000 cycles
[Ui] rated insulation voltage	250 V conforming to VDE 0110 group C 300 V conforming to IEC 60947-1
Flame retardance	V0 conforming to UL 94
Cable cross section	0...0.01 in <sup>2</sup> (0.27...4 mm <sup>2</sup> ), 1 wire rigid 0...0 in <sup>2</sup> (0.34...2.5 mm <sup>2</sup> ), 1 or 2 wires flexible with cable end 0...0 in <sup>2</sup> (0.6...2.5 mm <sup>2</sup> ), 1 or 2 wires flexible without cable end
Operating position	Any position
Installation category	II conforming to IEC 60947-1
Mounting support	Asymmetrical DIN rail Combination rail Symmetrical DIN rail

The information provided in this documentation contains general descriptions and/or technical characteristics of the products contained herein. This documentation is not intended as a substitute for and is not to be used for determining suitability or reliability of these products for specific user applications. It is the duty of any such user or integrator to perform the appropriate and complete risk analysis, evaluation and testing of the products with respect to the relevant specific application or use thereof. Neither Schneider Electric Industries SAS nor any of its affiliates or subsidiaries shall be responsible or liable for misuse of the information contained herein.

Product weight 0.08 lb(US) (0.035 kg)

## Environment

immunity to microbreaks	10 ms
dielectric strength	2000 V between coil circuit and contact circuits 2500 V between wired interface and earth 750 V between open contacts
standards	IEC 60947-5-1
product certifications	BV CSA DNV LROS (Lloyds register of shipping) UL
IP degree of protection	IP20 conforming to IEC 60529
protective treatment	TC
fire resistance	1760 °F (960 °C) conforming to IEC 60695-2-1
shock resistance	30 gn 11 ms conforming to IEC 60068-2-27
vibration resistance	3 gn (f = 10...150 Hz) conforming to IEC 60068-2-6
electromagnetic compatibility	1.2/50 µs shock waves immunity test, 0.5 kV for U < 50 V conforming to IEC 947-1 1.2/50 µs shock waves immunity test, 1.5 kV for U < 150 V conforming to IEC 947-1 1.2/50 µs shock waves immunity test, 2.5 kV for U < 300 V conforming to IEC 947-1 Electromagnetic field immunity test level 3, 10 V/m between 27...1000 MHz conforming to IEC 61000-4-3 Electrostatic discharge immunity test level 3, 8 kV conforming to IEC 61000-4-2 Rapid transients immunity test level 3, on input/output 1 kV conforming to IEC 61000-4-4 Rapid transients immunity test level 3, on power supply 2 kV conforming to IEC 61000-4-4
ambient air temperature for operation	23...104 °F (-5...40 °C) unrestricted operation -13...158 °F (-25...70 °C) at Us 23...131 °F (-5...55 °C) from 0.85...1.1 Us
ambient air temperature for storage	-40...176 °F (-40...80 °C)
operating altitude	<= 9842.52 ft (3000 m)
pollution degree	2 conforming to IEC 60947-1

## Offer Sustainability

WARNING: This product can expose you to chemicals including:

Lead and lead compounds, which is known to the State of California to cause cancer and birth defects or other reproductive harm.

For more information go to [www.p65warnings.ca.gov](http://www.p65warnings.ca.gov)

WARNING: This product can expose you to chemicals including:

Lead and lead compounds, which is known to the State of California to cause cancer and birth defects or other reproductive harm.

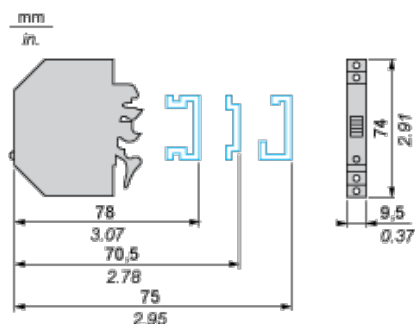
For more information go to [www.p65warnings.ca.gov](http://www.p65warnings.ca.gov)

## Contractual warranty

Warranty period 18 months

## Slim Electromechanical Interface Module

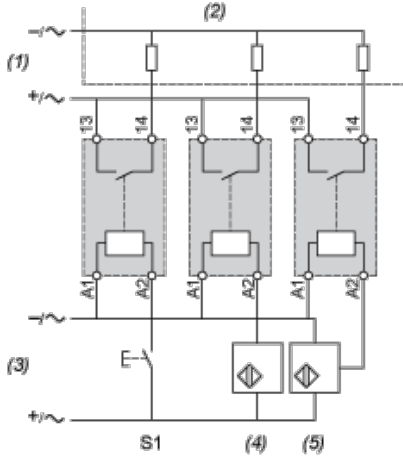
### Dimensions



## Slim Electromechanical Interface Module

### Example of Application with PLC

Interfacing PLC discrete inputs

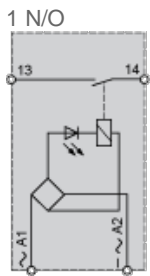


ABR 2E\*\*\*\*

- S1 Pushbuttons series contacts
- (1) Processing power supply
- (2) PLC positive logic discrete inputs
- (3) Process power supply
- (4) 2-wire sensors
- (5) 3-wire sensors

## Slim Electromechanical Interface Module

### Circuit Diagram





Компания «ЭлектроПласт» предлагает заключение долгосрочных отношений при поставках импортных электронных компонентов на взаимовыгодных условиях!

Наши преимущества:

- Оперативные поставки широкого спектра электронных компонентов отечественного и импортного производства напрямую от производителей и с крупнейших мировых складов;
- Поставка более 17-ти миллионов наименований электронных компонентов;
- Поставка сложных, дефицитных, либо снятых с производства позиций;
- Оперативные сроки поставки под заказ (от 5 рабочих дней);
- Экспресс доставка в любую точку России;
- Техническая поддержка проекта, помощь в подборе аналогов, поставка прототипов;
- Система менеджмента качества сертифицирована по Международному стандарту ISO 9001;
- Лицензия ФСБ на осуществление работ с использованием сведений, составляющих государственную тайну;
- Поставка специализированных компонентов (Xilinx, Altera, Analog Devices, Intersil, Interpoint, Microsemi, Aeroflex, Peregrine, Syfer, Eurofarad, Texas Instrument, Miteq, Cobham, E2V, MA-COM, Hittite, Mini-Circuits, General Dynamics и др.);

Помимо этого, одним из направлений компании «ЭлектроПласт» является направление «Источники питания». Мы предлагаем Вам помощь Конструкторского отдела:

- Подбор оптимального решения, техническое обоснование при выборе компонента;
- Подбор аналогов;
- Консультации по применению компонента;
- Поставка образцов и прототипов;
- Техническая поддержка проекта;
- Защита от снятия компонента с производства.



#### Как с нами связаться

**Телефон:** 8 (812) 309 58 32 (многоканальный)

**Факс:** 8 (812) 320-02-42

**Электронная почта:** [org@eplast1.ru](mailto:org@eplast1.ru)

**Адрес:** 198099, г. Санкт-Петербург, ул. Калинина, дом 2, корпус 4, литера А.