

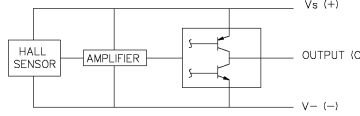
CHARACTERISTICS ARE AT $V_s=5.00$ WITH 4.7K OUTPUT TO MINUS WITH $T_A = -40^\circ\text{C}$ TO $+125^\circ\text{C}$ UNLESS OTHERWISE SPECIFIED

SS496A

SS496 SERIES CHART 1

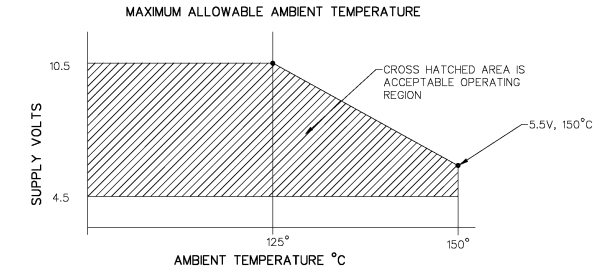
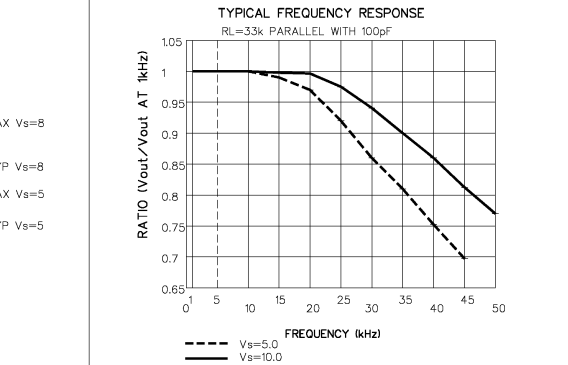
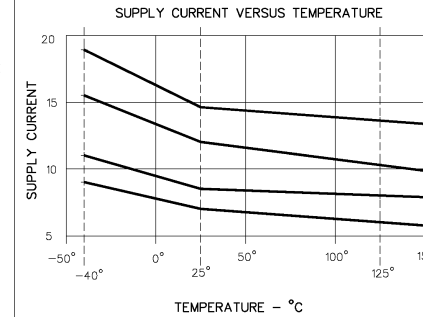
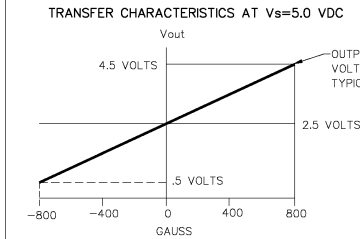
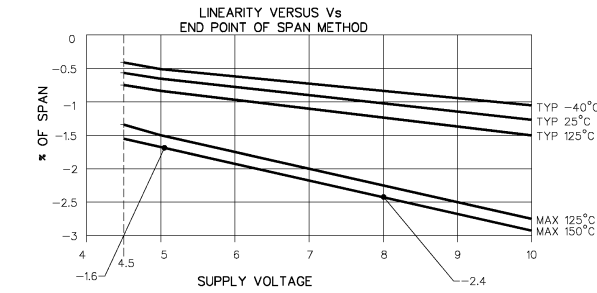
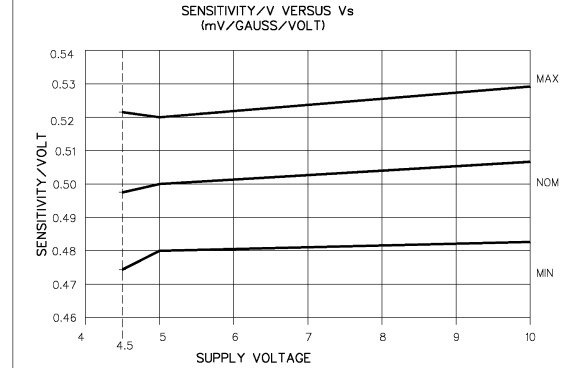
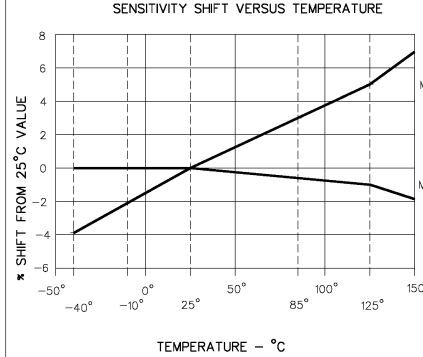
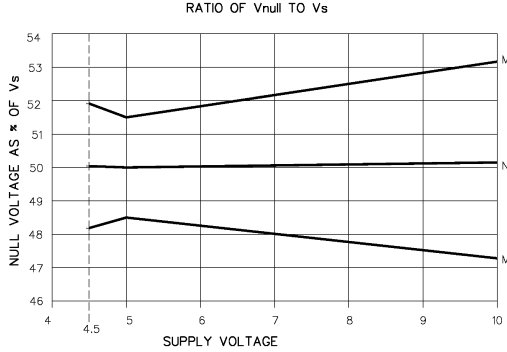
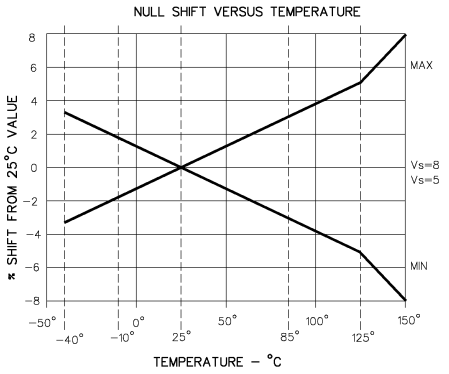
PARAMETER	CONDITIONS	MIN	TYP	MAX	UNITS
SENSITIVITY	$T_A = 25^\circ\text{C}$	2.4	2.5	2.6	mV/GAUSS
NULL	$T_A = 25^\circ\text{C}$	2.425	2.50	2.575	VOLTS
SUPPLY CURRENT	$T_A = 25^\circ\text{C}$		7	8.7	mA
OUTPUT CURRENT SOURCE SINK	$V_s > 4.5$	1mA	1.5mA		
	$V_s > 4.5$.6mA	1.5mA		
	$V_s > 5.0$	1mA	1.5mA		
RESPONSE TIME			3μs		
OUTPUT VOLTAGE SWING					
VOM -	-B APPLIED	.4	.2		VOLTS
VOM +	+B APPLIED	$V_s - .4$	$V_s - .2$		VOLTS
B LIMITS FOR LINEAR OPERATION	-B MAX	-7.50	-8.40		GAUSS
	+B MAX	+7.50	+8.40		GAUSS
Vnull DRIFT	$B = 0, T_A = 25^\circ\text{C TO } 125^\circ\text{C}$		-0.048		% / °C
Vnull DRIFT	$B = 0, T_A = +125^\circ\text{C TO } +150^\circ\text{C}$		-0.064		% / °C
SENSITIVITY DRIFT	$T_A = +25^\circ\text{C TO } +125^\circ\text{C}$		-0.01		% / °C
SENSITIVITY DRIFT	$T_A = -40^\circ\text{C TO } +25^\circ\text{C}$		0		% / °C
LINEARITY	$B = -600 \text{ TO } +600$		-1.0		% OF SPAN
SUPPLY VOLTAGE	$-40^\circ\text{C TO } +125^\circ\text{C}$	4.5	5.0	10.5	VOLTS
OPERATING TEMP	SEE MAX TEMPERATURE CHART	-40		+150	°C

BLOCK DIAGRAM CURRENT SINKING OR SOURCING OUTPUT



ABSOLUTE MAXIMUM CHARACTERISTICS

CHARACTERISTIC	SYMBOL	TEST CONDITION	MIN	MAX	UNITS
SUPPLY VOLTAGE	V_{cc}		-0.5	11	V
OUTPUT VOLTAGE	V_{out}		-0.5	11	V
OUTPUT CURRENT	I_{out}	SOURCE OR SINK		10	mA
TEMPERATURE	T_A	OPERATING	-55	150	°C
	T_s	STORAGE ($V_{cc}=0$)	-55	165	°C



THIS DRAWING COVERS A PROPRIETARY ITEM AND IS THE PROPERTY OF MICRO SWITCH, A DIVISION OF HONEYWELL. THIS DRAWING IS NOT TO BE COPIED OR USED WITHOUT THE APPROVAL OF MICRO SWITCH.
 PRO. WPS. 0006 01999
MICRO SWITCH
 a Honeywell Division

MINIATURE RATIO-METRIC LINEAR HALL EFFECT SENSOR
 CATALOG LISTING
SS496 SERIES CHART 1

THIRD ANGLE PROJECTION	
SCALE	NONE
DO NOT SCALE PRINT	
UNLESS OTHERWISE SPECIFIED TOLERANCES ARE	
ONE PLACE	LOI ±.030
TWO PLACES	LOOI ±.015
THREE PLACES	LOOOI ±.005
ANGLES	±2°
WEIGHT	

MASTER REDUCED
 ANSI Y14.5M-1982 APPLIES

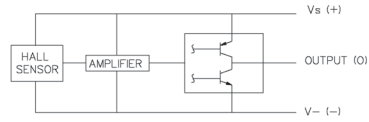
CHARACTERISTICS ARE AT $V_s=5.00$ WITH 4.7K OUTPUT TO MINUS WITH $T_A = -40^\circ\text{C}$ TO $+125^\circ\text{C}$ UNLESS OTHERWISE SPECIFIED

SS496A1

SS496 SERIES CHART 1

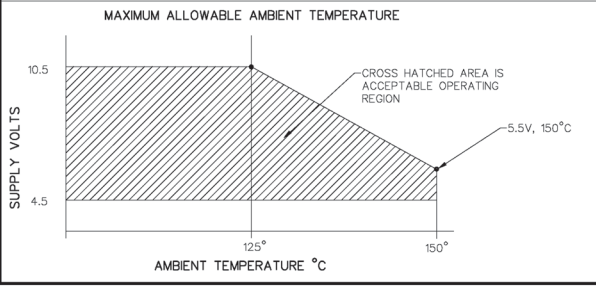
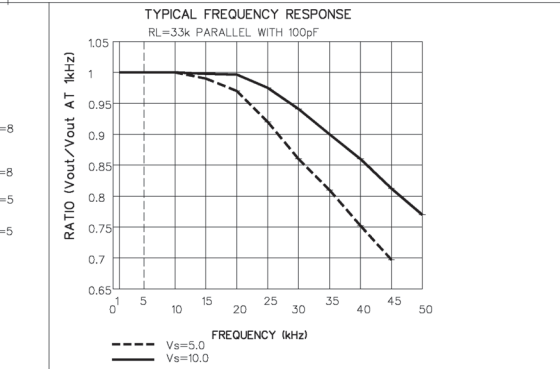
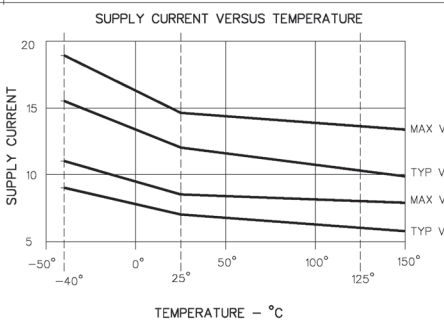
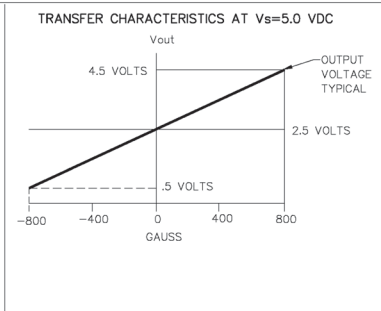
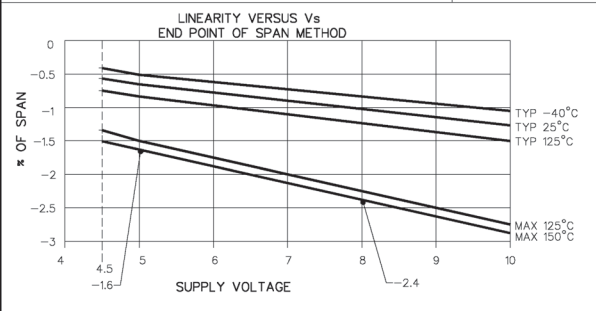
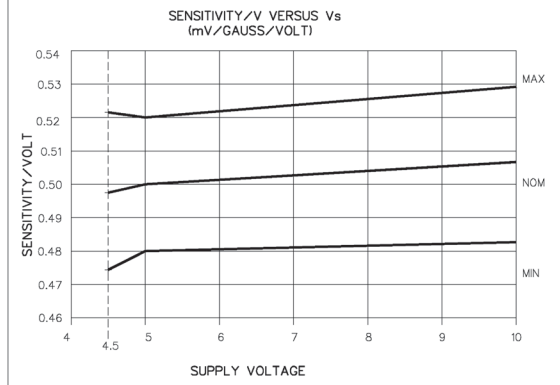
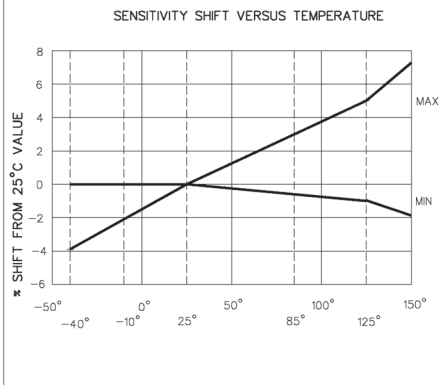
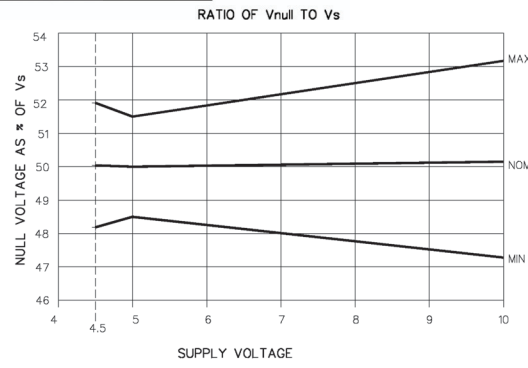
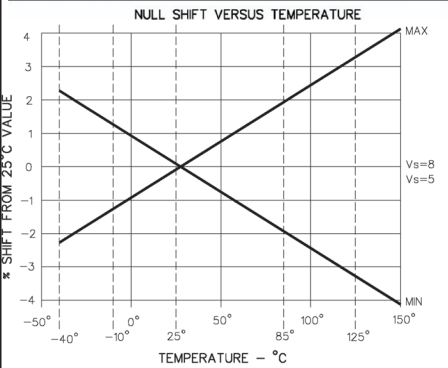
PARAMETER	CONDITIONS	MIN	TYP	MAX	UNITS
SENSITIVITY	$T_A = 25^\circ\text{C}$	2.425	2.500	2.575	mV/GAUSS
NULL	$T_A = 25^\circ\text{C}$	2.425	2.50	2.575	VOLTS
SUPPLY CURRENT	$T_A = 25^\circ\text{C}$		7	8.7	mA
OUTPUT CURRENT SOURCE	$V_s > 4.5$	1mA		1.5mA	
SINK	$V_s > 4.5$.6mA		1.5mA	
SINK	$V_s > 5.0$	1mA		1.5mA	
RESPONSE TIME				3μs	
OUTPUT VOLTAGE SWING					
VOM -	-B APPLIED	.4	.2		VOLTS
VOM +	+B APPLIED	$V_s - .4$	$V_s - .2$		VOLTS
B LIMITS FOR LINEAR OPERATION					
-B MAX		-750	-840		GAUSS
+B MAX		+750	+840		GAUSS
Vnull DRIFT	$B = 0, T_A = 25^\circ\text{ TO } 125^\circ\text{C}$			$\pm .032$	$\% / ^\circ\text{C}$
Vnull DRIFT	$B = 0, T_A = +125^\circ\text{ TO } +150^\circ\text{C}$			$\pm .064$	$\% / ^\circ\text{C}$
SENSITIVITY DRIFT	$T_A = +25^\circ\text{C TO } +125^\circ\text{C}$			$\pm .05$	$\% / ^\circ\text{C}$
SENSITIVITY DRIFT	$T_A = -40^\circ\text{C TO } +25^\circ\text{C}$			$\pm .06$	$\% / ^\circ\text{C}$
SENSITIVITY DRIFT	$T_A = +125^\circ\text{C TO } +150^\circ\text{C}$			$\pm .08$	$\% / ^\circ\text{C}$
LINEARITY	$B = -6.00 \text{ TO } +6.00$	0	-1.0	-1.5	$\% \text{ OF SPAN}$
SUPPLY VOLTAGE	$-40^\circ\text{C TO } +125^\circ\text{C}$	4.5	5.0	10.5	VOLTS
OPERATING TEMP	SEE MAX TEMPERATURE CHART	-40		+150	$^\circ\text{C}$

BLOCK DIAGRAM CURRENT SINKING OR SOURCING OUTPUT



ABSOLUTE MAXIMUM CHARACTERISTICS

CHARACTERISTIC	SYMBOL	TEST CONDITION	MIN	MAX	UNITS
SUPPLY VOLTAGE	V_{cc}		-0.5	11	V
OUTPUT VOLTAGE	V_{out}		-0.5	11	V
OUTPUT CURRENT	I_{out}	SOURCE OR SINK		10	mA
TEMPERATURE	T_A	OPERATING	-55	150	$^\circ\text{C}$
	T_s	STORAGE ($V_{cc}=0$)	-55	165	$^\circ\text{C}$



CAUTION
ESD SENSITIVITY:
CLASS 3

THIS DRAWING COVERS A PROPRIETARY ITEM AND IS THE PROPERTY OF MICRO SWITCH, A DIVISION OF HONEYWELL. THIS DRAWING IS NOT TO BE COPIED OR USED WITHOUT THE APPROVAL OF MICRO SWITCH.
FED. WFO. CODE 91999
MICRO SWITCH
a Honeywell Division
MINIATURE RATIO-METRIC
LINEAR HALL EFFECT SENSOR
CATALOG LISTING
SS496 SERIES CHART 1

THIRD ANGLE PROJECTION
SCALE: NONE
DO NOT SCALE PRINT
UNLESS OTHERWISE SPECIFIED TOLERANCES ARE:
ONE PLACE (L0) ±.030
TWO PLACES (L00) ±.015
THREE PLACES (L000) ±.005
ANGLES ±2°
WEIGHT

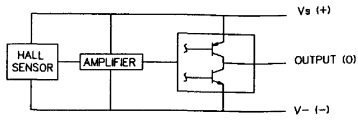
REVISION NUMBER
 10 SS496 SERIES CHART 1
 OF 3
 PAGE 3
 REVISED BY: R.M. 10/82
 DRAWN BY: R.M. 10/82
 CHECKED BY: R.M. 10/82
 APPROVED BY: R.M. 10/82
 MICRO SWITCH
 1400 N. WILSON AVENUE
 TROY, MI 48060-1500
 U.S.A. TELEPHONE: 313-253-2500

CHARACTERISTICS ARE AT $V_s=5.00$ WITH 4.7K OUTPUT TO MINUS WITH $T_A=-40^{\circ}\text{C}$ TO $+125^{\circ}\text{C}$ UNLESS OTHERWISE SPECIFIED

SS496B

PARAMETER	CONDITIONS	MIN	TYP	MAX	UNITS
SENSITIVITY	$T_A = 25^{\circ}\text{C}$	2.300	2.500	2.700	mV/GAUSS
NULL	$T_A = 25^{\circ}\text{C}$	2.350	2.50	2.650	VOLTS
SUPPLY CURRENT	$T_A = 25^{\circ}\text{C}$		7	8.7	mA
OUTPUT CURRENT SOURCE	$V_s > 4.5$	1mA	1.5mA		
SINK	$V_s > 4.5$		1.5mA		
SINK	$V_s > 5.0$	1mA	1.5mA		
RESPONSE TIME			3 μ S		
OUTPUT VOLTAGE SWING					
VOM +	-B APPLIED	.4	.2		VOLTS
VOM -	+B APPLIED	$V_s - .4$	$V_s - .2$		VOLTS
B LIMITS FOR LINEAR OPERATION					GAUSS
-B MAX		-750	-840		
+B MAX		+750	+840		
Vnull DRIFT	$B = 0, T_A = 25^{\circ}\text{ TO } 125^{\circ}\text{C}$	-0.64		+0.64	$\mu\text{V}/^{\circ}\text{C}$
Vnull DRIFT	$B = 0, T_A = +125^{\circ}\text{ TO } +150^{\circ}\text{C}$	-0.64		+0.64	$\mu\text{V}/^{\circ}\text{C}$
SENSITIVITY DRIFT	$T_A = +25^{\circ}\text{C TO } +150^{\circ}\text{C}$	-0.02		+0.08	$\mu\text{V}/^{\circ}\text{C}$
SENSITIVITY DRIFT	$T_A = -40^{\circ}\text{C TO } +25^{\circ}\text{C}$	-0.02		+0.08	$\mu\text{V}/^{\circ}\text{C}$
LINEARITY	$B = -600\text{ TO } +600$	0	-1.0	+1.5	% OF SPAN
SUPPLY VOLTAGE	$-40^{\circ}\text{C TO } +125^{\circ}\text{C}$	4.5	5.0	10.5	VOLTS
OPERATING TEMP	SEE MAX TEMPERATURE CHART	-40		+150	$^{\circ}\text{C}$

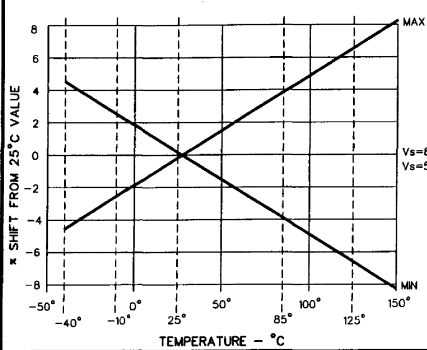
BLOCK DIAGRAM CURRENT SINKING OR SOURCING OUTPUT



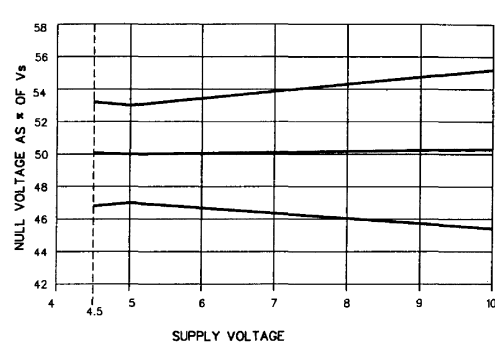
ABSOLUTE MAXIMUM CHARACTERISTICS

CHARACTERISTIC	SYMBOL	TEST CONDITION	MIN	MAX	UNITS
SUPPLY VOLTAGE	V_{cc}		-0.5	11	V
OUTPUT VOLTAGE	V_{out}		-0.5	11	V
OUTPUT CURRENT	I_{out}	SOURCE OR SINK		10	mA
TEMPERATURE	T_A	OPERATING	-55	150	$^{\circ}\text{C}$
	T_s	STORAGE ($V_{cc}=0$)	-55	165	$^{\circ}\text{C}$

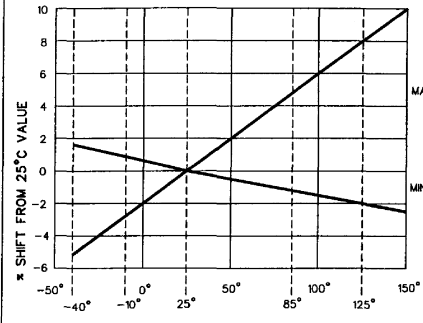
NULL SHIFT VERSUS TEMPERATURE



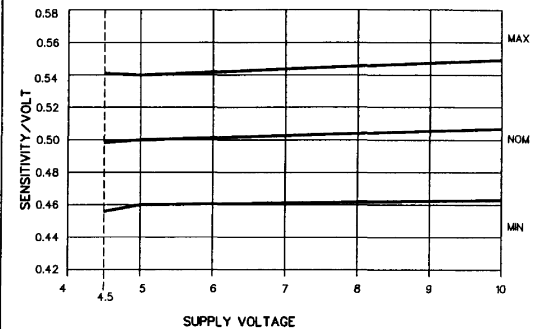
RATIO OF Vnull TO Vs



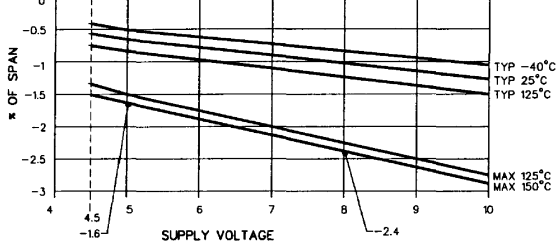
SENSITIVITY SHIFT VERSUS TEMPERATURE



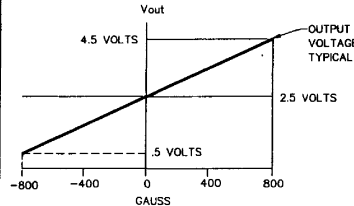
SENSITIVITY/V VERSUS Vs (mV/GAUSS/VOLTI)



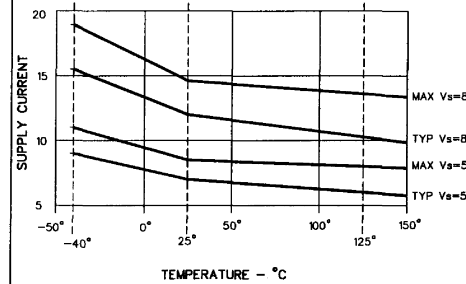
LINEARITY VERSUS Vs END POINT OF SPAN METHOD



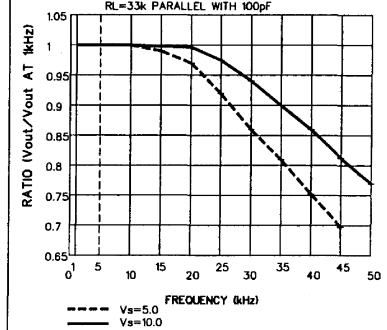
TRANSFER CHARACTERISTICS AT Vs=5.0 VDC



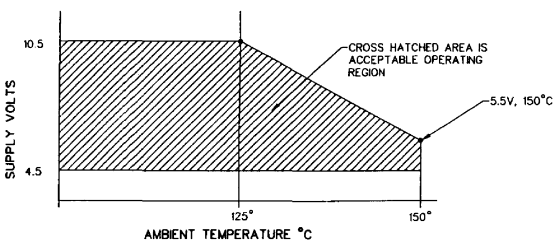
SUPPLY CURRENT VERSUS TEMPERATURE



TYPICAL FREQUENCY RESPONSE



MAXIMUM ALLOWABLE AMBIENT TEMPERATURE



THIS DRAWING COVERS A PROPRIETARY ITEM AND IS THE PROPERTY OF MICRO SWITCH, A DIVISION OF HONEYWELL. THIS DRAWING IS NOT TO BE COPIED OR USED WITHOUT THE APPROVAL OF MICRO SWITCH.

FIG. 979, CODE 9140

Micro Switch Honeywell Division

MINIATURE RATIO-METRIC SS496 SERIES CHART 1

THIRD ANGLE PROJECTION		
SCALE	NONE	
DO NOT SCALE PRINT		
UNLESS OTHERWISE SPECIFIED TOLERANCES ARE		
ONE PLACE	(0)	±0.30
TWO PLACES	(00)	±0.05
THREE PLACES	(000)	±0.005
ANGLES		±2'
WEIGHT		

MASTER REDUCED ANSI Y14.5M-1982 APPLIES



Компания «ЭлектроПласт» предлагает заключение долгосрочных отношений при поставках импортных электронных компонентов на взаимовыгодных условиях!

Наши преимущества:

- Оперативные поставки широкого спектра электронных компонентов отечественного и импортного производства напрямую от производителей и с крупнейших мировых складов;
- Поставка более 17-ти миллионов наименований электронных компонентов;
- Поставка сложных, дефицитных, либо снятых с производства позиций;
- Оперативные сроки поставки под заказ (от 5 рабочих дней);
- Экспресс доставка в любую точку России;
- Техническая поддержка проекта, помощь в подборе аналогов, поставка прототипов;
- Система менеджмента качества сертифицирована по Международному стандарту ISO 9001;
- Лицензия ФСБ на осуществление работ с использованием сведений, составляющих государственную тайну;
- Поставка специализированных компонентов (Xilinx, Altera, Analog Devices, Intersil, Interpoint, Microsemi, Aeroflex, Peregrine, Syfer, Eurofarad, Texas Instrument, Miteq, Cobham, E2V, MA-COM, Hittite, Mini-Circuits, General Dynamics и др.);

Помимо этого, одним из направлений компании «ЭлектроПласт» является направление «Источники питания». Мы предлагаем Вам помощь Конструкторского отдела:

- Подбор оптимального решения, техническое обоснование при выборе компонента;
- Подбор аналогов;
- Консультации по применению компонента;
- Поставка образцов и прототипов;
- Техническая поддержка проекта;
- Защита от снятия компонента с производства.



Как с нами связаться

Телефон: 8 (812) 309 58 32 (многоканальный)

Факс: 8 (812) 320-02-42

Электронная почта: org@eplast1.ru

Адрес: 198099, г. Санкт-Петербург, ул. Калинина, дом 2, корпус 4, литера А.