

LED FLEX RIBBON

ZFS-SERIES



ZFS-Series:

ZFS-8500	12V LED
ZFS-85000HD	12V High Density LED
ZFS-85020WR	12V Water-Resistant LED
ZFS-85000SV	12V Side-View LED
ZFS-105000-DBW	12V White-Adjustable LED
ZFS-10504-RGB	12V RGB LED
ZFS-84000	24V High Density LED
ZFS-125000HD	24V High Density LED
ZFS-124000	24V High Lumen LED
ZFS-245000	24V High Lumen LED

Input Connectors:


ZFS-CH140-I
ZCH-145-RGB-I
ZFS-CH144-12I

Joiner Connectors:


ZFS-CH0-8J
ZFS-CH138-8J
ZFS-CH0-12J
ZFS-CNL-8J
ZFS-CNT-8J
ZFS-CNX-8J

Dimmers & Controllers:


ZDM-01	LED Manual Dimmer
ZDM-02	LED Remote Control Dimmer
ZCTR-04	LED Photo Sensor Switch
ZCTR-03-RGB	LED RGB Controller
ZCTR-05	LED Double-White Controller



ZFS-125000HD



ZFS-84000



ZFS-8500 & ZFS-CH140-I connector




ZFS-85000HD




ZFS-85020WR



ZFS-124000



ZFS-245000



ZFS-85000SV

APPLICATIONS

- CABINET LIGHTING
- COVE LIGHTING
- DISPLAY CASES
- MENU BOARDS
- LANDSCAPE
- ARCHITECTURAL
- SIGN BACKLIGHTS
- SPECIAL EFFECTS



WWW.JKLLAMPS.COM
SALES@JKLLAMPS.COM

800-421-7244

Since 1972

LED FLEX RIBBON

ZFS-SERIES

Part Series	DC Voltage	Wattage Per Reel	Feature	Reel Length	Max Length in Series	Color Options	Connector Options
ZFS-8500	12VDC	21.6 Watts	Standard Intensity Economy Flex	5 Meter	10 Meters	CW, NW, WW Yellow	ZFS-CH140-8I ZFS-CH0-8J ZFS-CH138-8J ZFS-CNL-8J ZFS-CNT-8J ZFS-CNX-8J
ZFS-85000HD	12VDC	52.8 Watts	Max Intensity High Density	5 Meter	5 Meter	CW, NW, WW Red Blue	
ZFS-85020WR	12VDC	48 Watts	Waterproof	5 Meter	5 Meter	CW, WW	
ZFS-85000SV	12VDC	24 Watts	Sideview	5 Meter	5 Meter	CW, WW	
ZFS-105000-DBW	12VDC	25 Watts	Adjustable White Output	5 Meter	20 Meter		
<i>SEE JKL'S APPLICATION SHEET ZFS-DBW ON THIS ITEM FOR ADDITIONAL DETAIL</i>							
ZFS-10504-RGB	12VDC	36 Watts	Adjustable Color R.G.B	5 Meter	5 Meter	RGB Combinations	ZCH-145-RGB-I
<i>SEE JKL'S APPLICATION SHEET ZFS-RGB ON THIS ITEM FOR ADDITIONAL DETAIL</i>							

Part Series	DC Voltage	Wattage Per Reel	Feature	Reel Length	Max Length in Series	Color Options	Connector Options
ZFS-84000	24VDC	34.6 Watts	High Density 8mm width	4 Meter	8 Meter	CW, NW, WW	
ZFS-124000	24VDC	46 Watts	High Density 12mm width	4 Meter	8 Meter	CW, NW, WW	ZFS-CH144-12I ZFS-CH0-12J
ZFS-125000HD	24VDC	48 Watts	High Lumen 12mm width	5 Meter	8 Meter	Blue Green	
ZFS-245000	24VDC	67 Watts	High Lumen 10mm width	5 Meter	8 Meter	CW, NW, WW	

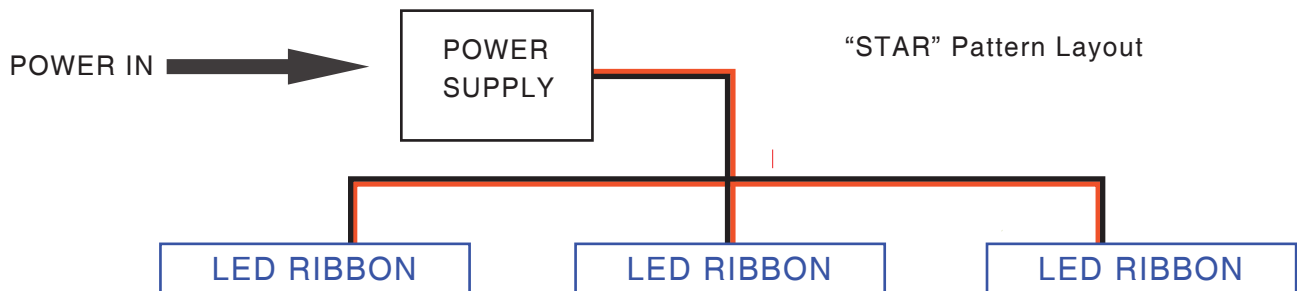
1 METER = 3.25 FEET CW = Cool White, NW = Warm White, WW = Warm White

INSTALLATION

The ZFS LED flex ribbon has adhesive backing and a paper cover strip that can be peeled away for mounting to hard surfaces. Insulated staples can also be used to mount the LED flex ribbon with care. If one LED is damaged, the segment may not light but the rest of the ribbon will light, unless the main trace is damaged. If this is the case, the damaged section can be cut out and the two pieces joined together using one of the joiner connectors.

All of the flex ribbons are made up of segments containing LEDs and a current controlling element. Marks at the beginning and end of each segment indicate where the ribbon can be cut. The flex ribbon can be cut with a pair of scissors or wire cutters at the marks. Input cables and joiner cables can then be used to apply power, turn corners, change directions or create gaps with a jumper where no light is desired. See chart for the appropriate segment lengths, cables and connectors.

The maximum recommended continuous length of flex ribbon is listed by part number and considers the current carrying capacity of the specific LED flex. In addition to the heat generated by the LEDs (which must be dissipated via conduction through the flex ribbon), the flex ribbons with higher current levels will generate added heat, which can affect the lumen output. If one extends beyond the recommended length limit the voltage will be reduced, causing reduced brightness.



If a high wattage power supply is used, you can parallel connect LED lines, taking care not to exceed the maximum series length indicated in the flex ribbon chart on page 2.

POWER INPUT

Once the type of flex ribbon has been selected and the total amount determined then the power supply size can be established. This is determined by adding up all the number of reels of the flex ribbon and any partial reels used. The chart on page 2 gives information on the amount of power consumed by one reel of each style of LED Flex Ribbon. Multiply the number of reels & partial reels by the power for one reel together to establish the power required. Power supplies should have a rating of 15-20% more than the specified wattage for safe, cool operation.

OUTPUT DIMMING

Optimum dimming is accomplished with a Pulse Width Modulating (PWM) dimmer, such as the ZDM-01, which will maintain operating voltage to the ZRS ribbon. The dimmer varies the duty-cycle to the LED which permits easy changes to the light output. The LED Ribbons can also be set to turn on and off using other compatible devices such as JKL's ZCTR-04 Photo Sensor Switch which responds to ambient light.



Компания «ЭлектроПласт» предлагает заключение долгосрочных отношений при поставках импортных электронных компонентов на взаимовыгодных условиях!

Наши преимущества:

- Оперативные поставки широкого спектра электронных компонентов отечественного и импортного производства напрямую от производителей и с крупнейших мировых складов;
- Поставка более 17-ти миллионов наименований электронных компонентов;
- Поставка сложных, дефицитных, либо снятых с производства позиций;
- Оперативные сроки поставки под заказ (от 5 рабочих дней);
- Экспресс доставка в любую точку России;
- Техническая поддержка проекта, помощь в подборе аналогов, поставка прототипов;
- Система менеджмента качества сертифицирована по Международному стандарту ISO 9001;
- Лицензия ФСБ на осуществление работ с использованием сведений, составляющих государственную тайну;
- Поставка специализированных компонентов (Xilinx, Altera, Analog Devices, Intersil, Interpoint, Microsemi, Aeroflex, Peregrine, Syfer, Eurofarad, Texas Instrument, Miteq, Cobham, E2V, MA-COM, Hittite, Mini-Circuits, General Dynamics и др.);

Помимо этого, одним из направлений компании «ЭлектроПласт» является направление «Источники питания». Мы предлагаем Вам помощь Конструкторского отдела:

- Подбор оптимального решения, техническое обоснование при выборе компонента;
- Подбор аналогов;
- Консультации по применению компонента;
- Поставка образцов и прототипов;
- Техническая поддержка проекта;
- Защита от снятия компонента с производства.



Как с нами связаться

Телефон: 8 (812) 309 58 32 (многоканальный)

Факс: 8 (812) 320-02-42

Электронная почта: org@eplast1.ru

Адрес: 198099, г. Санкт-Петербург, ул. Калинина, дом 2, корпус 4, литера А.