



FEATURES:

- RoHS Compliant
- Low ripple and noise
- High efficiency up to 87%
- UL94-VO case
- Input / Output Isolation 1000, 3000VDC
- Operating temperature -40°C to + 75°C
- Pin compatible with multiple manufacturers
- 7 pin SIP package

Models
Single output



Model	Input Voltage (V)	Output Voltage (V)	Output Current max (mA)	Isolation (VDC)	Efficiency (%)
AM2D-0505S-NZ	4.5-5.5	5	400	1000	81
AM2D-0509S-NZ	4.5-5.5	9	222	1000	82
AM2D-0512S-NZ	4.5-5.5	12	167	1000	84
AM2D-0515S-NZ	4.5-5.5	15	134	1000	84
AM2D-1205S-NZ	10.8-13.2	5	400	1000	82
AM2D-1209S-NZ	10.8-13.2	9	222	1000	83
AM2D-1212S-NZ	10.8-13.2	12	167	1000	85
AM2D-1215S-NZ	10.8-13.2	15	134	1000	85
AM2D-2405S-NZ	21.6-26.4	5	400	1000	83
AM2D-2409S-NZ	21.6-26.4	9	222	1000	84
AM2D-2412S-NZ	21.6-26.4	12	167	1000	86
AM2D-2415S-NZ	21.6-26.4	15	134	1000	86
AM2D-0505SH30-NZ	4.5-5.5	5	400	3000	80
AM2D-0509SH30-NZ	4.5-5.5	9	222	3000	81
AM2D-0512SH30-NZ	4.5-5.5	12	167	3000	82
AM2D-0515SH30-NZ	4.5-5.5	15	134	3000	84
AM2D-1205SH30-NZ	10.8-13.2	5	400	3000	80
AM2D-1209SH30-NZ	10.8-13.2	9	222	3000	83
AM2D-1212SH30-NZ	10.8-13.2	12	167	3000	84
AM2D-1215SH30-NZ	10.8-13.2	15	134	3000	85
AM2D-2405SH30-NZ	21.6-26.4	5	400	3000	81
AM2D-2409SH30-NZ	21.6-26.4	9	222	3000	84
AM2D-2412SH30-NZ	21.6-26.4	12	167	3000	85
AM2D-2415SH30-NZ	21.6-26.4	15	134	3000	86

Models
Dual output

Model	Input Voltage (V)	Output Voltage (V)	Output Current max (mA)	Isolation (VDC)	Efficiency (%)
AM2D-0505D-NZ	4.5-5.5	±5	±200	1000	82
AM2D-0509D-NZ	4.5-5.5	±9	±111	1000	83
AM2D-0512D-NZ	4.5-5.5	±12	±83	1000	85
AM2D-0515D-NZ	4.5-5.5	±15	±67	1000	85
AM2D-1205D-NZ	10.8-13.2	±5	±200	1000	83
AM2D-1209D-NZ	10.8-13.2	±9	±111	1000	84
AM2D-1212D-NZ	10.8-13.2	±12	±83	1000	86
AM2D-1215D-NZ	10.8-13.2	±15	±67	1000	86
AM2D-2405D-NZ	21.6-26.4	±5	±200	1000	84
AM2D-2409D-NZ	21.6-26.4	±9	±111	1000	85
AM2D-2412D-NZ	21.6-26.4	±12	±83	1000	87
AM2D-2415D-NZ	21.6-26.4	±15	±67	1000	87
AM2D-0505DH30-NZ	4.5-5.5	±5	±200	3000	82
AM2D-0509DH30-NZ	4.5-5.5	±9	±111	3000	83

Models

Dual output (continue)

Model	Input Voltage (V)	Output Voltage (V)	Output Current max (mA)	Isolation (VDC)	Efficiency (%)
AM2D-0512DH30-NZ	4.5-5.5	±12	±83	3000	85
AM2D-0515DH30-NZ	4.5-5.5	±15	±67	3000	85
AM2D-1205DH30-NZ	10.8-13.2	±5	±200	3000	83
AM2D-1209DH30-NZ	10.8-13.2	±9	±111	3000	84
AM2D-1212DH30-NZ	10.8-13.2	±12	±83	3000	86
AM2D-1215DH30-NZ	10.8-13.2	±15	±67	3000	86
AM2D-2405DH30-NZ	21.6-26.4	±5	±200	3000	84
AM2D-2409DH30-NZ	21.6-26.4	±9	±111	3000	85
AM2D-2412DH30-NZ	21.6-26.4	±12	±83	3000	87
AM2D-2415DH30-NZ	21.6-26.4	±15	±67	3000	87

Input Specifications

Parameters	Nominal	Typical	Maximum	Units
Voltage range	5	4.5-5.5		VDC
	12	10.8-13.2		
	24	21.6-26.4		
Filter	Capacitor			

Isolation Specifications

Parameters	Conditions	Typical	Rated	Units
Tested I/O voltage	60 sec		1000 and 3000	VDC
Resistance		> 1000		MOhm
Capacitance		60		pF

Output Specifications

Parameters	Conditions	Typical	Maximum	Units
Voltage accuracy		See tolerance graph		
Voltage balance	Dual output	±1		%
Short Circuit protection		Momentary (1 sec)		
Line voltage regulation (Single)	For 1.0% of Vin	±1.2		%
Line voltage regulation (Dual)	For 1.0% of Vin	±1.2		%
Load voltage regulation (Single)	Load 10~100%	±8		%
Load voltage regulation (Dual)	Load 10~100%	±8		%
Temperature coefficient		±0.03		%/°C
Ripple & Noise	At 20MHz Bandwidth	100		mV p-p

General Specifications

Parameters	Conditions	Typical	Maximum	Units
Switching frequency	100% load	85		KHz
Operating temperature		-40 to +75		°C
Storage temperature		-55 to +125		°C
Max Case temperature			+95	°C
Cooling		Free air convection		
Humidity			90	%
Case material		Plastic UL94-V0		
Weight		2.5		g
Dimensions (L x W x H)	1000VDC isolation	0.76 x 0.24 x 0.37 inch	19.50 x 6.00 x 9.50 mm	
	3000VDC isolation	0.76 x 0.28 x 0.37 inch	19.50 x 7.05 x 9.50 mm	
MTBF		>800 000 hrs (MIL-HDBK -217F, Ground Benign, t=+25°C)		

NOTE: All specifications in this datasheet are measured at an ambient temperature of 25°C, humidity<75%, nominal input voltage and at rated output load unless otherwise specified.

Safety Specifications

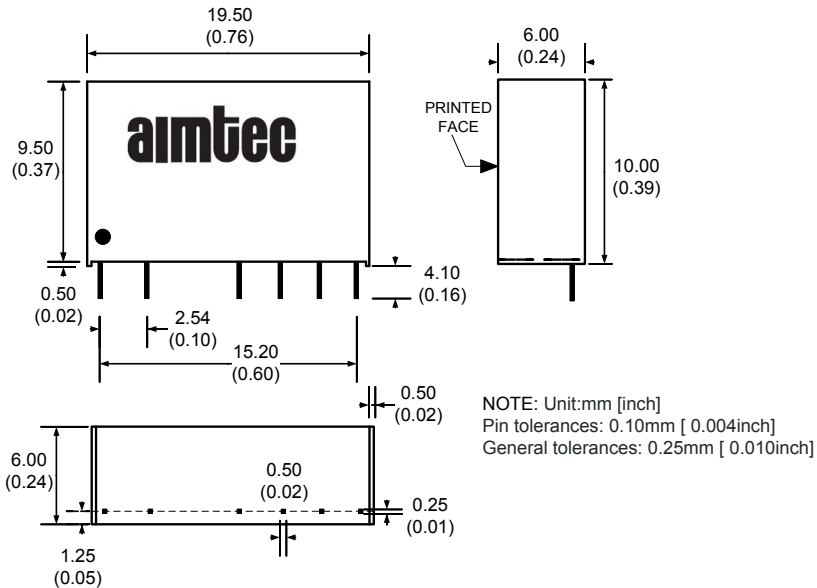
Parameters	
Agency approvals	cULus,(entire series) CE (for 3000 Isolated models and dual output models 1000VDC isolation)
Standards	IEC60950-1 :2001

Pin Out Specifications

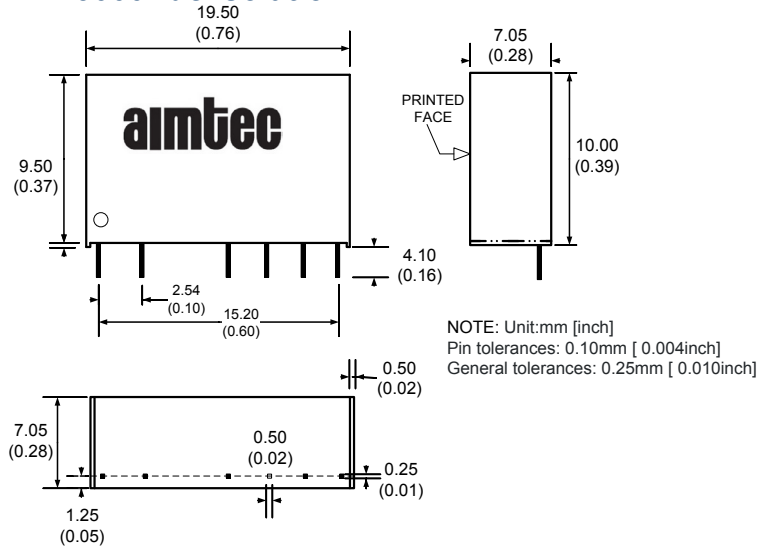
Pin	1000VDC		3000VDC	
	Single	Dual	Single	Dual
1	+ V Input	+ V Input	+ V Input	+ V Input
2	- V Input	- V Input	- V Input	- V Input
4	-V Output	- V Output	No pin	No pin
5	No pin	Common	-V Output	-V Output
6	+ V Output	+ V Output	No pin	Common
7	No pin	No pin	+V Output	+V Output

Dimensions

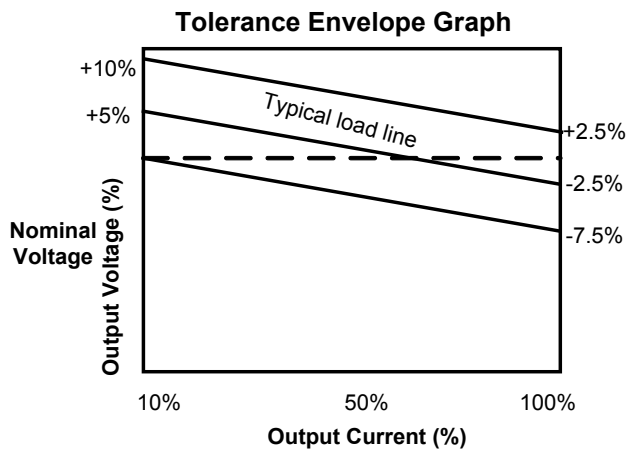
1000Vdc Isolation



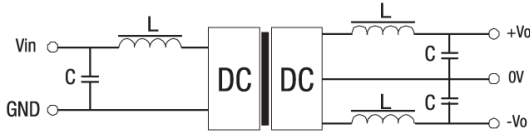
3000Vdc Isolation



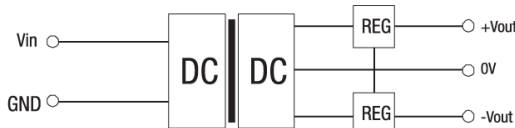
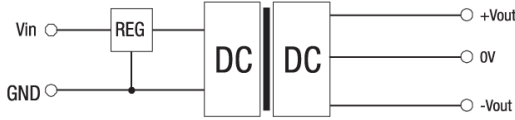
Typical characteristics



Filtering Single

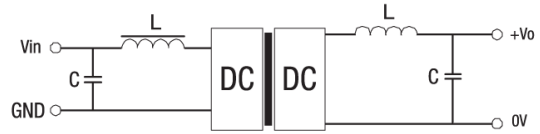


<Figure 1>

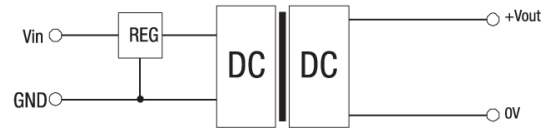


<Figure 2>

Filtering Dual



<Figure 1>



<Figure 2>

External capacitor – Single output

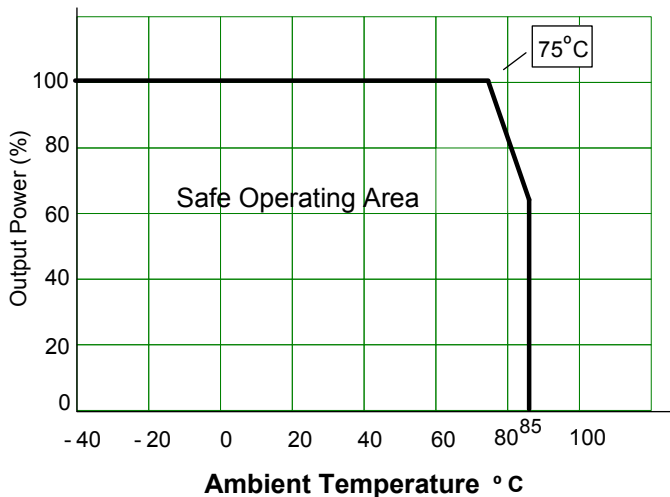
Vin (VDC)	External capacitor (uF)	Vout (VDC)	External capacitor (uF)
5	4.7	5	10
12	2.2	9	4.7
24	1	12	2.2
-	-	15	1

External capacitor – Dual output

Vin (VDC)	External capacitor (uF)	Vout (VDC)	External capacitor (uF)
5	4.7	5	4.7
12	2.2	9	2.2
24	1	12	1
-	-	15	0.47

Derating

Free Air Convection



NOTE: 1. Datasheets are updated as needed and as such, specifications are subject to change without notice. Once printed or downloaded, datasheets are no longer controlled by Aimtec; refer to www.aimtec.com for the most current product specifications. 2. Product labels shown, including safety agency certifications on labels, may vary based on the date manufactured. 3. Mechanical drawings and specifications are for reference only. 4. All specifications are measured at an ambient temperature of 25°C, humidity < 75%, nominal input voltage and at rated output load unless otherwise specified. 5. Aimtec may not have conducted destructive testing or chemical analysis on all internal components and chemicals at the time of publishing this document. CAS numbers and other limited information are considered proprietary and may not be available for release. 6. This product is not designed for use in critical life support systems, equipment used in hazardous environments, nuclear control systems or other such applications which necessitate specific safety and regulatory standards other than the ones listed in this datasheet. 7. Warranty is in accordance with Aimtec's standard Terms of Sale available at www.aimtec.com.



Компания «ЭлектроПласт» предлагает заключение долгосрочных отношений при поставках импортных электронных компонентов на взаимовыгодных условиях!

Наши преимущества:

- Оперативные поставки широкого спектра электронных компонентов отечественного и импортного производства напрямую от производителей и с крупнейших мировых складов;
- Поставка более 17-ти миллионов наименований электронных компонентов;
- Поставка сложных, дефицитных, либо снятых с производства позиций;
- Оперативные сроки поставки под заказ (от 5 рабочих дней);
- Экспресс доставка в любую точку России;
- Техническая поддержка проекта, помощь в подборе аналогов, поставка прототипов;
- Система менеджмента качества сертифицирована по Международному стандарту ISO 9001;
- Лицензия ФСБ на осуществление работ с использованием сведений, составляющих государственную тайну;
- Поставка специализированных компонентов (Xilinx, Altera, Analog Devices, Intersil, Interpoint, Microsemi, Aeroflex, Peregrine, Syfer, Eurofarad, Texas Instrument, Miteq, Cobham, E2V, MA-COM, Hittite, Mini-Circuits, General Dynamics и др.);

Помимо этого, одним из направлений компании «ЭлектроПласт» является направление «Источники питания». Мы предлагаем Вам помощь Конструкторского отдела:

- Подбор оптимального решения, техническое обоснование при выборе компонента;
- Подбор аналогов;
- Консультации по применению компонента;
- Поставка образцов и прототипов;
- Техническая поддержка проекта;
- Защита от снятия компонента с производства.



Как с нами связаться

Телефон: 8 (812) 309 58 32 (многоканальный)

Факс: 8 (812) 320-02-42

Электронная почта: org@eplast1.ru

Адрес: 198099, г. Санкт-Петербург, ул. Калинина, дом 2, корпус 4, литера А.