



Main

| | |
|-------------------------------|-----------------|
| Range of product | Zelio Relay |
| Series name | Interface relay |
| Product or component type | Plug-in relay |
| Device short name | RXG |
| Contacts type and composition | 1 C/O |

Complementary

| | |
|----------------------------------------------------------|--------------------------------------------------------------------------------------------------------------------------------------------------|
| Status LED | With |
| Contacts material | Silver alloy (AgSnO ₂ In ₂ O ₃) |
| Contact resistance | 100 mOhm |
| [I _{th}] conventional enclosed thermal current | 10 A (temperature : -40...131 °F (-40...55 °C)) |
| [I _e] rated operational current | 10 A at 30 V DC conforming to UL 10 A at 30 V DC conforming to IEC 10 A at 250 V AC conforming to IEC 10 A at 250 V AC conforming to UL |
| Maximum switching voltage | 250 V AC 30 V DC |
| Load current | 10 A at 250 V AC |
| Maximum switching capacity | 2500 VA |
| Minimum switching capacity | 500 mW at 100 mA, 5 V DC |
| Operating rate | <= 18000 cycles/hour no-load <= 1800 cycles/hour under load |
| Utilisation coefficient | 20 % |
| Mechanical durability | 10000000 cycles |
| Electrical durability | 100000 cycles NO resistive load at 55 °C 100000 cycles NC resistive load at 55 °C |
| [U _i] rated insulation voltage | 250 V conforming to IEC 300 V conforming to UL 300 V conforming to CSA |
| [U _{imp}] rated impulse withstand voltage | 6 kV 1.2/50 μs |
| Dielectric strength | 5000 V AC (reinforced insulation between coil and contact) 1000 V AC (micro disconnection between contacts) |
| Resistance | 270 Ohm +/- 10 % |
| Insulation resistance | 1000 MOhm at 500 V DC |
| Mounting position | Any position |
| Drop-out voltage threshold | >= 0.1 U _c DC |
| Electrical insulation class | Class F |
| Operating time | 20 ms |
| Reset time | 20 ms |
| [U _c] control circuit voltage | 12 V DC |
| Safety reliability data | B10d = 100000 |
| Colour of cover | Standard |
| Local signalling | Flag |
| Product weight | 0.04 lb(US) (0.02 kg) |
| Device presentation | Complete product |

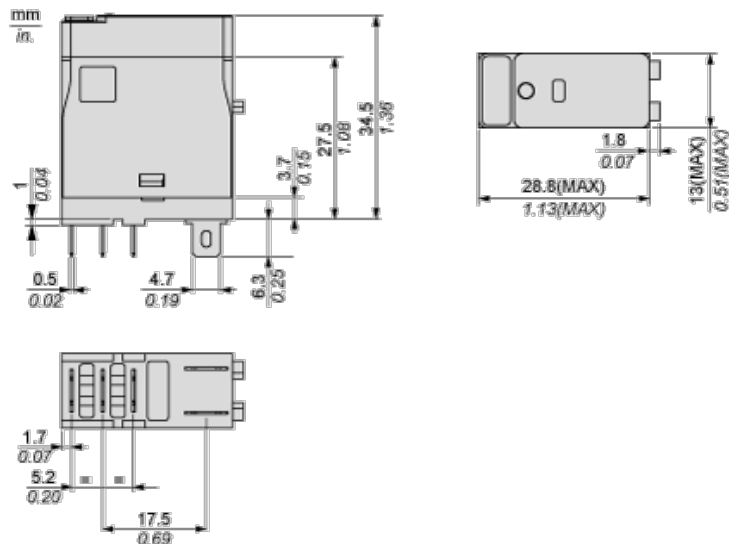
Environment

| | |
|---------------------------------------|----------------------------------------------------------------------------------------------------------------------------------|
| vibration resistance | 3 gn (f = 10...150 Hz), amplitude +/- 0.75 mm (in operation) 5 gn (f = 10...150 Hz), amplitude +/- 0.75 mm (not in operation) |
| IP degree of protection | IP40 |
| shock resistance | 20 gn in operation 100 gn not in operation |
| protection category | RT I |
| standards | UL 508 CSA C22.2 No 14 IEC 61810-1 |
| product certifications | CE CSA RoHS UL REACH EAC China RoHS |
| pollution degree | 2 |
| overvoltage category | III |
| ambient air temperature for storage | -40...185 °F (-40...85 °C) |
| ambient air temperature for operation | -40...158 °F (-40...70 °C) |
| relative humidity | 10...85 % |
| torque value | 0.8 N.m |

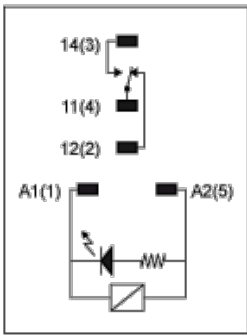
Offer Sustainability

| | |
|----------------------------------------------------------------------------------------------------------------------------|----------------------------------------------------------------------------------------------------------------------------|
| Green Premium product | Green Premium product |
| Compliant - since 1426 - Schneider Electric declaration of conformity | Compliant - since 1426 - Schneider Electric declaration of conformity |
| Reference not containing SVHC above the threshold | Reference not containing SVHC above the threshold |
| Available | Available |
| Need no specific recycling operations | Need no specific recycling operations |
| WARNING: This product can expose you to chemicals including: | WARNING: This product can expose you to chemicals including: |
| Nickel compounds, which is known to the State of California to cause cancer, and | Nickel compounds, which is known to the State of California to cause cancer, and |
| Di-isodecyl phthalate (DIDP), which is known to the State of California to cause birth defects or other reproductive harm. | Di-isodecyl phthalate (DIDP), which is known to the State of California to cause birth defects or other reproductive harm. |
| For more information go to www.p65warnings.ca.gov | For more information go to www.p65warnings.ca.gov |

Dimensions

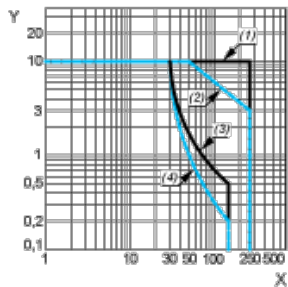


Wiring Diagram



Performance Curves

Maximum Switching Capacity



X : Switching voltage (V)

Y : Switching current (A)

(1) AC Resistive Load

(2) AC Inductive Load $\cos(\phi)=0.4$

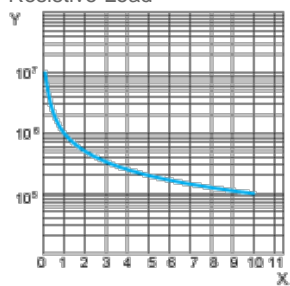
(3) DC Resistive Load

(4) DC Inductive Load $T_{0.95}=6P$

Performance Curves

Life Expectancy

Resistive Load



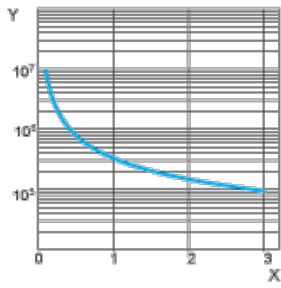
X : Contact Current (A)

Y : Operating Cycle Number

Performance Curves

Life Expectancy

Inductive Load



X : Contact Current (A)

Y : Operating Cycle Number



Компания «ЭлектроПласт» предлагает заключение долгосрочных отношений при поставках импортных электронных компонентов на взаимовыгодных условиях!

Наши преимущества:

- Оперативные поставки широкого спектра электронных компонентов отечественного и импортного производства напрямую от производителей и с крупнейших мировых складов;
- Поставка более 17-ти миллионов наименований электронных компонентов;
- Поставка сложных, дефицитных, либо снятых с производства позиций;
- Оперативные сроки поставки под заказ (от 5 рабочих дней);
- Экспресс доставка в любую точку России;
- Техническая поддержка проекта, помощь в подборе аналогов, поставка прототипов;
- Система менеджмента качества сертифицирована по Международному стандарту ISO 9001;
- Лицензия ФСБ на осуществление работ с использованием сведений, составляющих государственную тайну;
- Поставка специализированных компонентов (Xilinx, Altera, Analog Devices, Intersil, Interpoint, Microsemi, Aeroflex, Peregrine, Syfer, Eurofarad, Texas Instrument, Miteq, Cobham, E2V, MA-COM, Hittite, Mini-Circuits, General Dynamics и др.);

Помимо этого, одним из направлений компании «ЭлектроПласт» является направление «Источники питания». Мы предлагаем Вам помощь Конструкторского отдела:

- Подбор оптимального решения, техническое обоснование при выборе компонента;
- Подбор аналогов;
- Консультации по применению компонента;
- Поставка образцов и прототипов;
- Техническая поддержка проекта;
- Защита от снятия компонента с производства.



Как с нами связаться

Телефон: 8 (812) 309 58 32 (многоканальный)

Факс: 8 (812) 320-02-42

Электронная почта: org@eplast1.ru

Адрес: 198099, г. Санкт-Петербург, ул. Калинина, дом 2, корпус 4, литера А.