



CLIPLINE complete

PT – Push-in connection



PHOENIX CONTACT – worldwide in dialog with customers and partners

Phoenix Contact is a global market leader in the field of electrical engineering, electronics, and automation. Founded in 1923, the family-owned company now employs around 12,800 people worldwide. A sales network with over 50 sales subsidiaries and more than 30 additional sales partners guarantees customer proximity directly on site, anywhere in the world.

Our range of services consists of products surrounding various different electrotechnical applications. This includes numerous connection technologies for device manufacturers and machine building, components for modern control cabinets, and tailor-made solutions for many applications and industries, such as automobile production, wind energy, photovoltaics, the process industry or applications in the field of water supply, power distribution, and transportation infrastructure.



Global player with personal customer contact

Company independence is an integral part of our corporate policy. Phoenix Contact therefore relies on in-house competence and expertise in many respects: the design and development departments constantly come up with innovative product ideas, developing special solutions to meet customer requirements. Numerous patents emphasize the fact that many of Phoenix Contact's products have been developed in-house.



PT push-in connection terminal blocks have been developed for direct conductor connection. This means that solid conductors or conductors with ferrules can be inserted directly into the terminal block without tools.

The special spring profile enables the easy insertion of conductors with ferrules from 0.25 mm². The contact spring is opened automatically when the conductor is pushed in and thereby provides the required pressure force against the current bar. Both for releasing conductors and connecting small cross sections from 0.14 mm², the spring is opened by means of the actuation lever – easily and without direct contact with live parts. The actuation lever can be operated with all standard screwdrivers.

The PT connection terminal blocks are subjected to tests which go beyond the basic modular terminal block standard, enabling them to be used in all sectors of industry, such as energy supply, transportation technology, process engineering, in particular the chemical and petrochemical industry or shipbuilding.

Push-in Technology

Designed by PHOENIX CONTACT



Table of contents

Push-in connection technology – Easy to use – high-performance connection	4
Simply consistent – PT modular terminal blocks	6
Quick, easy and reliable – PTPOWER high-current terminal blocks	16
Compact and flexible – PTIO sensor/actuator terminal blocks	20
Compact and functional – PT disconnect and knife disconnect terminal blocks	22
Three-dimensional marshalling – PT four-level terminal blocks	28
Simple, reliable and intuitive marshalling – PTRV marshalling terminals PTMC marshalling patchboards	30 34
Flexible for all transformer test wiring – PTME test disconnect terminal blocks FAME plug-in test system	40 46
Modular connection solutions – PT plug-in modular terminal blocks	48
CLIP PROJECT – Planning and marking software	66
Push-in connection technology – Consistent from the field to the controller	68
Push-in connection technology – Reliable and can be used worldwide	70

Push-in connection technology

Easy to use – high-performance connection



Push-in Technology

Designed by PHOENIX CONTACT

The reduction in insertion forces of up to 50% permits easy and direct insertion of solid and stranded conductors with ferrules of cross section 0.25 mm² or greater.

The integrated lever enables you to release connected conductors using any type of tool – easily and without direct contact with live parts. Stranded conductors of cross section 0.14 mm² and above can be connected without ferrules using the actuation lever.

High-quality hard-faced copper alloys ensure the lowest contact resistances and, as a result, maximum current transfer.

The special contact spring is manufactured from high-quality spring steel. This ensures maximum contact and conductor pull-out forces with vibration-resistant and gas-tight contacting.



The push-in connection technology is tested for maximum vibration and shock resistance. The test runs through a frequency range of 5 Hz to 150 Hz at a speed of up to 5.72 m/s². The test objects are tested on each of the three axes (x, y, z). No contact interruptions > 1 μs are permitted during the test. Push-in connection technology meets these high requirements in terms of vibration and shock loads up to 350 g.



C u EAC J I



x m






CB
scheme

X



Push-in connection technology is subjected to tests which go beyond the basic standard, enabling them to be used in all sectors of industry, such as energy supply, transportation technology, process engineering, and the chemical, petrochemical, and shipbuilding industries in particular.



Correctly wired modular conductor contact points must offer a high degree of mechanical safety. The new push-in connection technology, requiring up to 50% lower conductor insertion forces, achieves 180 N in the conductor pull-out test of a 2.5 mm² terminal block with a 1.0 mm² conductor, for example, where only 35 N is required according to the standard.


The key role of the metal parts of electrical connections becomes particularly apparent in aggressive environments. A test method describes a corrosion test in condensation climates with an atmosphere containing sulfur dioxide and salt mist. The push-in connection technology creates high-grade, gas-tight connections that cannot be impaired even by aggressive substances.

Conductor contact points must, in practice, also be capable of resisting short-circuit currents until the relevant safety equipment cuts off the current without sustaining any damage. This can take up to several tenths of a second. Maximum contact reliability, even under extreme overload – illustrated with a plug-in push-in modular terminal block.

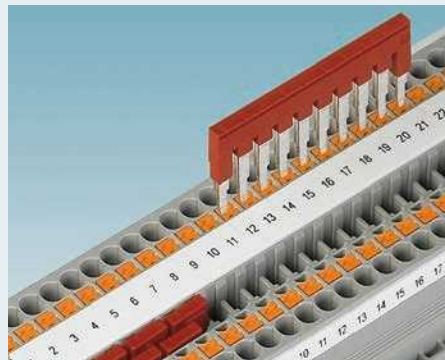
Simply consistent – PT modular terminal blocks with push-in connection

The consistent function shaft in all push-in modular terminal blocks gives you a high degree of flexibility and simplifies project planning and configuration of the control cabinet. All terminal blocks can be freely combined with one another.

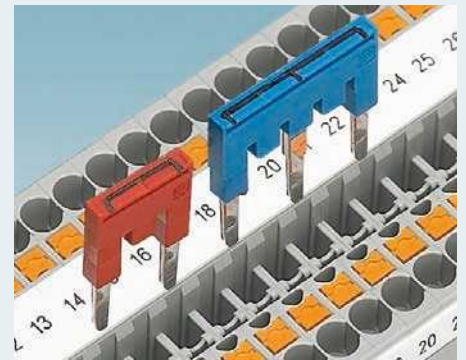
The CLIPLINE complete system accessories, such as jumpering, marking, and testing accessories, are standardized and greatly reduce your logistics costs.



Extremely small, but they can be labeled and bridged just like their larger counterparts.




To allow fast and individual potential distribution, the terminal blocks have two function shafts. They are arranged in a line. This makes it possible to implement all the tasks of potential bridging within a short time.




Bridging between non-adjacent terminal blocks is established by removing individual contact tabs from the standard bridge. This means that two potentials can be routed in parallel through one terminal strip.

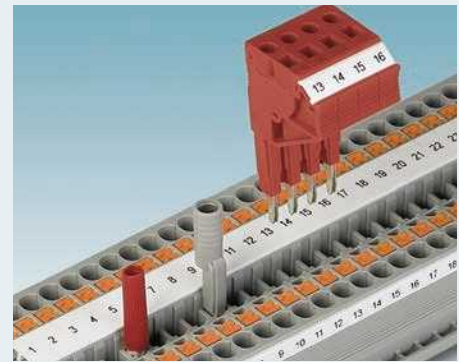
Each terminal point supports clear, large-surface labeling to ensure the best possible overview of the control cabinet.



The reducing bridge allows terminal blocks with different nominal cross sections to be connected with ease. It can be used to quickly create power blocks, e.g., a 10 mm² terminal block with a 2.5 mm² or 4 mm² terminal block, regardless of the connection technology.















All disconnect terminal blocks in the CLIPLINE complete system have a standardized disconnect zone. The disconnect zone accommodates various plugs such as fuse plugs, component connectors, and isolating plugs.
















All test plugs in the system make contact in the freely accessible function shaft. For individual measuring lines, a 2.3 mm diameter test plug is available. More complex testing tasks can be implemented using alignable test plugs. Test adapters can be assembled individually and are perfectly suited for use in test laboratories.

Two-conductor terminal blocks

								
Type	Order No.	Gray Blue Green-yellow	PT 1,5/S PT 1,5/S BU PT 1,5/S-PE	3208100 3208126 3208139	PT 2,5 PT 2,5 BU PT 2,5-PE	3209510 3209523 3209536	PT 4 PT 4 BU PT 4-PE	3211757 3211760 3211766
Width / Length / Height		[mm]	3.5 / 45 / 32		5.2 / 48.5 / 36.5		6.2 / 56 / 36.5	
Current / Voltage // UL		[A] / [V]	17.5 / 500 // 15 / 600		30 / 800 // 20 / 600		38 / 800 // 30 / 600	
Solid / AWG // Stranded / AWG		[mm ²] / -	0.14 - 1.5 / 26 - 14 // 0.14 - 1.5 / 26 - 14		0.14 - 4 / 26 - 12 // 0.14 - 2.5 / 26 - 14		0.2 - 6 / 24 - 10 // 0.2 - 4 / 24 - 12	
Stranded with ferrule without/with plastic sleeve		[mm ²]	0.14 - 1.5 / 0.14 - 1		0.14 - 2.5		0.25 - 4	
Can be plugged in directly: with ferrule / solid		[mm ²]	0.34 - 1.5 / 0.25 - 1.5		0.34 - 2.5 / 0.34 - 4		0.5 - 4 / 0.5 - 6	
								
Type	Order No.	Gray Blue Green-yellow	PT 6 PT 6 BU PT 6-PE	3211813 3211819 3211822	PT 10 PT 10 BU PT 10-PE	3212120 3212123 3212131	PT 16 N PT 16 N BU PT 16 N-PE	3212138 3212142 3212147
Width / Length / Height		[mm]	8.2 / 57.7 / 43.5		10.2 / 67.7 / 50.5		12.2 / 75.4 / 52.6	
Current / Voltage // UL		[A] / [V]	41 / 1000 // 40 / 600		57 / 1000 // 60 / 600		76 / 1000 // -	
Solid / AWG // Stranded / AWG		[mm ²] / -	0.5 - 10 / 20 - 8 // 0.5 - 6 / 20 - 8		0.5 - 16 / 20 - 6 // 0.5 - 10 / 20 - 6		0.5 - 25 / 20 - 4 // 0.5 - 16 / 20 - 6	
Stranded with ferrule without/with plastic sleeve		[mm ²]	0.5 - 6		0.5 - 10		0.5 - 16	
Can be plugged in directly: with ferrule / solid		[mm ²]	1 - 6 / 1 - 10		2.5 - 10 / 1 - 16		2.5 - 16 / 2.5 - 25	

Three-conductor terminal blocks

								
Type	Order No.	Gray Blue Green-yellow	PT 1,5/S-TWIN PT 1,5/S-TWIN BU PT 1,5/S-TWIN-PE	3208155 3208168 3208171	PT 2,5-TWIN PT 2,5-TWIN BU PT 2,5-TWIN-PE	3209549 3209552 3209565	PT 4-TWIN PT 4-TWIN BU PT 4-TWIN-PE	3211771 3211775 3211780
Width / Length / Height		[mm]	3.5 / 54 / 32		5.2 / 60.5 / 36.5		6.2 / 66.5 / 36.5	
Current / Voltage // UL		[A] / [V]	17.5 / 500 // 15 / 600		30 / 800 // 20 / 600		32 / 800 // 30 / 600	
Solid / AWG // Stranded / AWG		[mm ²] / -	0.14 - 1.5 / 26 - 14 // 0.14 - 1.5 / 26 - 14		0.14 - 4 / 26 - 12 // 0.14 - 2.5 / 26 - 14		0.2 - 6 / 24 - 10 // 0.2 - 4 / 24 - 12	
Stranded with ferrule without/with plastic sleeve		[mm ²]	0.14 - 1.5 / 0.14 - 1		0.14 - 2.5		0.25 - 4	
Can be plugged in directly: with ferrule / solid		[mm ²]	0.34 - 1.5 / 0.25 - 1.5		0.34 - 2.5 / 0.34 - 4		0.5 - 4 / 0.5 - 6	
								
Type	Order No.	Gray Blue Green-yellow	PT 6-TWIN PT 6-TWIN BU PT 6-TWIN-PE	3211929 3211485 3211498	PT 10-TWIN PT 10-TWIN BU PT 10-TWIN-PE	3208746 3208747 3208745	PT 16-TWIN N PT 16-TWIN N BU PT 16-TWIN N-PE	3208760 3208773 3208786
Width / Length / Height		[mm]	8.2 / 74.2 / 43.5		10.2 / 88.9 / 50.5		12.2 / 100.2 / 52.6	
Current / Voltage // UL		[A] / [V]	41 / 1000 // 40 / 600		57 / 1000 // 60 / 600		76 / 1000 // -	
Solid / AWG // Stranded / AWG		[mm ²] / -	0.5 - 10 / 20 - 8 // 0.5 - 6 / 20 - 8		0.5 - 16 / 20 - 6 // 0.5 - 10 / 20 - 6		0.5 - 25 / 20 - 4 // 0.5 - 16 / 20 - 6	
Stranded with ferrule without/with plastic sleeve		[mm ²]	0.5 - 6		0.5 - 10		0.5 - 16	
Can be plugged in directly: with ferrule / solid		[mm ²]	1 - 6 / 1 - 10		2.5 - 10 / 1 - 16		2.5 - 25 / 2.5 - 16	

 More detailed information on use in an Ex "e" and "i" area is available on the Internet as a download for the approved products.

Four-conductor terminal blocks

...U = with interrupted current bar



Type	Order No.	Gray Blue Green-yellow Gray	PT 1,5/S-QUATTRO PT 1,5/S-QUATTRO BU PT 1,5/S-QUATTRO-PE PT 1,5/S-QUATTRO-U	3208197 3208208 3208333 3208359	PT 2,5-QUATTRO PT 2,5-QUATTRO BU PT 2,5-QUATTRO-PE	3209578 3209581 3209594	PT 4-QUATTRO PT 4-QUATTRO BU PT 4-QUATTRO-PE	3211797 3211802 3211809
Width / Length / Height		[mm]	3.5 / 63.2 / 32		5.2 / 72.2 / 36.8		6.2 / 77 / 36.5	
Current / Voltage // UL		[A] / [V]	17.5 / 500 // 15 / 600		24 / 800 // 20 / 600		32 / 800 // 30 / 600	
Solid / AWG // Stranded / AWG		[mm ²] / -	0.14 - 1.5 / 26 - 14 // 0.14 - 1.5 / 26 - 14		0.14 - 4 / 26 - 12 // 0.14 - 2.5 / 26 - 14		0.2 - 6 / 24 - 10 // 0.2 - 4 / 24 - 12	
Stranded with ferrule without/with plastic sleeve		[mm ²]	0.14 - 1.5 / 0.14 - 1		0.14 - 2.5		0.25 - 4	
Can be plugged in directly: with ferrule / solid		[mm ²]	0.34 - 1.5 / 0.25 - 1.5		0.34 - 2.5 / 0.34 - 4		0.5 - 4 / 0.5 - 6	



Type	Order No.	Gray Blue Green-yellow	PT 6-QUATTRO PT 6-QUATTRO BU PT 6-QUATTRO-PE	3212934 3212947 3212950
Width / Length / Height		[mm]	8.2 / 90.5 / 43.5	
Current / Voltage // UL		[A] / [V]	41 / 1000 // 40 / 600	
Solid / AWG // Stranded / AWG		[mm ²] / -	0.5 - 10 / 20 - 8 // 0.5 - 6 / 20 - 8	
Stranded with ferrule without/with plastic sleeve		[mm ²]	0.5 - 6	
Can be plugged in directly: with ferrule / solid		[mm ²]	1 - 6 / 1 - 10	


Double-level terminal blocks

...PV = with equipotential bonding





Type	Order No.	Gray Blue Green-yellow Gray	PTTB 1,5/S PTTB 1,5/S BU PTTB 1,5/S-PE PTTB 1,5/S-PV	3208511 3208524 3208537 3208540	PTTB 2,5 PTTB 2,5 BU PTTB 2,5-PE PTTB 2,5-PV	3210567 3210570 3210596 3210583	PTTB 4 PTTB 4 BU PTTB 4-PE PTTB 4-PV	3211786 3211793 3211854 3211825
Width / Length / Height		[mm]	3.5 / 65.4 / 42.6		5.2 / 68 / 47.5		6.2 / 83.5 / 47.5	
Current / Voltage // UL		[A] / [V]	16 / 500 // 15 / 600		22 / 500 // 20 / 600		38 / 800 // 28 / 600	
Solid / AWG // Stranded / AWG		[mm ²] / -	0.14 - 1.5 / 26 - 14 // 0.14 - 1.5 / 26 - 14		0.14 - 4 / 26 - 12 // 0.14 - 2.5 / 26 - 14		0.2 - 6 / 28 - 10 // 0.2 - 4 / 24 - 12	
Stranded with ferrule without/with plastic sleeve		[mm ²]	0.14 - 1.5 / 0.14 - 1		0.14 - 2.5		0.25 - 4	
Can be plugged in directly: with ferrule / solid		[mm ²]	0.34 - 1.5 / 0.25 - 1.5		0.34 - 2.5 / 0.34 - 4		0.5 - 4 / 0.5 - 6	

PTTB 4-L 1000 V enclosed housing











Type	Order No.	Gray Gray Gray Gray	PTTB 1,5/S-L/N PTTB 1,5/S-PE/L PTTB 1,5/S-PE/N	3208544 3208553 3208566	PTTB 2,5-L/N PTTB 2,5-PE/L PTTB 2,5-PE/N	3210994 3210978 3210981	PTTB 4-L 1000V	3062744
Width / Length / Height		[mm]	3.5 / 65.4 / 42.6		5.2 / 68 / 47.5		8.2 / 83.5 / 47.5	
Current / Voltage // UL		[A] / [V]	16 / 500 // 15 / 600		22 / 500 // 20 / 300		38 / 1000 // 30 / 1000	
Solid / AWG // Stranded / AWG		[mm ²] / -	0.14 - 1.5 / 26 - 14 // 0.14 - 1.5 / 26 - 14		0.14 - 4 / 26 - 12 // 0.14 - 2.5 / 26 - 14		0.2 - 6 / 24 - 10 // 0.2 - 4 / 24 - 12	
Stranded with ferrule without/with plastic sleeve		[mm ²]	0.14 - 1.5 / 0.14 - 1		0.14 - 2.5		0.25 - 4	
Can be plugged in directly: with ferrule / solid		[mm ²]	0.34 - 1.5 / 0.25 - 1.5		0.34 - 2.5 / 0.34 - 4		0.5 - 4 / 0.5 - 6	

Multi-conductor double-level terminal blocks

					
Type	Order No.	Gray Blue Green-yellow Gray	PTTBS 2,5-TWIN PTTBS 2,5-TWIN BU PTTBS 2,5-TWIN-PE PTTBS 2,5-TWIN-PV	3210600 3210601 3210602 3210603	PTTBS 2,5-QUATTRO PTTBS 2,5-QUATTRO BU PTTBS 2,5-QUATTRO-PE PTTBS 2,5-QUATTRO-PV
Width / Length / Height		[mm]	5.2 / 111.8 / 55		5.2 / 115.2 / 55
Current / Voltage // UL		[A] / [V]	24 / 500 // -		24 / 500 // -
Solid / AWG // Stranded / AWG		[mm ²] / -	0.14 - 4 / 26 - 12 // 0.14 - 2.5 / 26 - 14		0.14 - 4 / 26 - 12 // 0.14 - 2.5 / 26 - 14
Stranded with ferrule without/with plastic sleeve		[mm ²]	0.14 - 2.5		0.14 - 2.5
Can be plugged in directly: with ferrule / solid		[mm ²]	0.34 - 2.5 / 0.34 - 4		0.34 - 2.5 / 0.34 - 4

Three-level terminal blocks

...-PV = with equipotential bonding					
Type	Order No.	Gray Blue Green-yellow Gray	PT 1,5/S-3L PT 1,5/S-3L BU PT 1,5/S-3PE PT 1,5/S-3PV	3213713 3213726 3213739 3213742	PT 2,5-3L PT 2,5-3L BU PT 2,5-3PE PT 2,5-3PV
Width / Length / Height		[mm]	3.5 / 97.2 / 53.2		5.2 / 102 / 58
Current / Voltage // UL		[A] / [V]	17.5 / 500 // 15 / 600		20 / 500 // 20 / 300
Solid / AWG // Stranded / AWG		[mm ²] / -	0.14 - 1.5 / 26 - 14 // 0.14 - 1.5 / 26 - 14		0.14 - 4 / 26 - 12 // 0.14 - 2.5 / 26 - 14
Stranded with ferrule without/with plastic sleeve		[mm ²]	0.14 - 1.5 / 0.14 - 1		0.14 - 2.5
Can be plugged in directly: with ferrule / solid		[mm ²]	0.34 - 1.5 / 0.25 - 1.5		0.34 - 2.5 / 0.34 - 4
					
Type	Order No.	Blue/Gray/Green-yellow Gray/Green-yellow	PT 1,5/S-PE/L/N PT 1,5/S-PE/L/L	3213755 3213768	PT 2,5-PE/L/N PT 2,5-PE/L/L
Width / Length / Height		[mm]	3.5 / 97.2 / 53.2		5.2 / 102 / 58
Current / Voltage // UL		[A] / [V]	15 / 500 // 15 / 600		20 / 500 // 20 / 300
Solid / AWG // Stranded / AWG		[mm ²] / -	0.14 - 1.5 / 26 - 14 // 0.14 - 1.5 / 26 - 14		0.14 - 4 / 26 - 12 // 0.14 - 2.5 / 26 - 14
Stranded with ferrule without/with plastic sleeve		[mm ²]	0.14 - 1.5 / 0.14 - 1		0.14 - 2.5
Can be plugged in directly: with ferrule / solid		[mm ²]	0.34 - 1.5 / 0.25 - 1.5		0.34 - 2.5 / 0.34 - 4
The PTI 2,5... three-level terminal blocks offer optimum operating convenience with an extremely compact design. Wire load circuits can be wired quickly with a pitch of just 5.2 mm.					
Type	Order No.	Blue/Gray/Yellow-green Gray/Green-yellow Blue/Gray Gray	PTI 2,5-PE/L/N PTI 2,5-PE/L/L	3213950 3213949	PTI 2,5-L/N PTI 2,5-L/L
Width / Length / Height		[mm]	5.2 / 101 / 50.5		5.2 / 101 / 50.5
Current / Voltage // UL		[A] / [V]	24 / 400 // 20 / 300		24 / 400 // 20 / 300
Solid / AWG // Stranded / AWG		[mm ²] / -	0.14 - 4 / 26 - 12 // 0.14 - 2.5 / 26 - 14		0.14 - 4 / 26 - 12 // 0.14 - 2.5 / 26 - 14
Stranded with ferrule without/with plastic sleeve		[mm ²]	0.14 - 2.5		0.14 - 2.5
Can be plugged in directly: with ferrule / solid		[mm ²]	0.34 - 2.5 / 0.34 - 4		0.34 - 2.5 / 0.34 - 4
					
Type	Order No.		PTB 2,5-PE/L/L		3210547
Width / Length / Height		[mm]	5.2 / 118 / 42.3		
Current / Voltage // UL		[A] / [V]	24 / 400 // -		
Solid / AWG // Stranded / AWG		[mm ²] / -	0.14 - 4 / 26 - 12 // 0.14 - 2.5 / 26 - 14		
Stranded with ferrule without/with plastic sleeve		[mm ²]	0.14 - 2.5		
Can be plugged in directly: with ferrule / solid		[mm ²]	0.34 - 2.5 / 0.34 - 4		


 More detailed information on use in an Ex "e" and "i" area is available on the Internet at phoenixcontact.com as a download for the approved products.

Three-level terminal blocks



Type	Order No.	Gray	PTI 4-PE/L/L	3214050	PTI 4-L/L	3214052
		Gray	PTI 4-PE/L/N	3214049	PTI 4-L/N	3214051
Width / Length / Height		[mm]	6.2 / 114 / 50.5		6.2 / 114 / 50.5	
Current / Voltage // UL		[A] / [V]	32 / 400 // -		32 / 400 // -	
Solid / AWG // Stranded / AWG		[mm ²] / -	0.2 - 6 / 24 - 10 // 0.2 - 4 / 24 - 12		0.2 - 6 / 24 - 10 // 0.2 - 4 / 24 - 12	
Stranded with ferrule without/with plastic sleeve		[mm ²]	0.25 - 4		0.25 - 4	
Can be plugged in directly: with ferrule / solid		[mm ²]	0.5 - 4 / 0.5 - 6		0.5 - 4 / 0.5 - 6	

Motor terminals



Type	Order No.	Gray	PT 2,5-PE/3L	3210542	PT 4-PE/3L	3210442
Width / Length / Height		[mm]	5.2 / 99.5 / 85.4		6.2 / 104.5 / 96.9	
Current / Voltage // UL		[A] / [V]	25 / 800 // -		32 / 800 // -	
Solid / AWG // Stranded / AWG		[mm ²] / -	0.14 - 4 / 26 - 12 // 0.14 - 2.5 / 26 - 14		0.2 - 6 / 24 - 10 // 0.2 - 4 / 24 - 12	
Stranded with ferrule without/with plastic sleeve		[mm ²]	0.14 - 2.5		0.25 - 4	
Can be plugged in directly: with ferrule / solid		[mm ²]	0.34 - 2.5 / 0.34 - 4		0.5 - 4 / 0.5 - 6	

Fuse terminal blocks

- ¹⁾ For 12 - 30 V AC/DC, 0.31 - 0.95 mA
- ²⁾ For 30 - 60 V AC/DC, 0.40 - 0.86 mA
- ³⁾ For 110 - 250 V AC/DC, 0.41 - 0.96 mA

PT 4-FSI/F... Fuse terminal block for auto flat-type fuses

- Type F (miniature)
- ¹⁾ For 12 V DC, 1.7 mA
- ²⁾ For 24 V DC, 1.9 mA



Type	Order No.	Black	PT 4-HESI (5X20)	3211861	PTC 4-HESI (5X20)	3270200	PT 4-FSI/F	3208943
		Black	PT 4-HESILED 24 (5X20) ¹⁾	3211903	PTC 4-HESILED 24 (5X20)	3270203	PT 4-FSI/F-LED 12 ¹⁾	3208951
		Black	PT 4-HESILED 60 (5X20) ²⁾	3207908	PTC 4-HESILED 60 (5X20)	3270205	PT 4-FSI/F-LED 24 ²⁾	3208964
		Black	PT 4-HESILA 250 (5X20) ³⁾	3211907	PTC 4-HESILA 250 (5X20)	3270197		
Width / Length / Height		[mm]	6.2 / 56 / 63.4		8.2 / 67.8 / 39.9		6.2 / 56 / 35.3	
Current / Voltage // UL		[A] / [V]	6.3 / 500 // 6.3 / 300		6.3 / 500 // -		10 / 400 // 15 / 300	
Solid / AWG // Stranded / AWG		[mm ²] / -	0.2 - 6 / 24 - 10 // 0.2 - 4 / 24 - 12		0.2 - 6 / 24 - 10 // 0.2 - 4 / 24 - 12		0.2 - 6 / 24 - 10 // 0.2 - 4 / 24 - 12	
Stranded with ferrule without/with plastic sleeve		[mm ²]	0.25 - 4		0.25 - 4		0.25 - 4	
Can be plugged in directly: with ferrule / solid		[mm ²]	0.5 - 4 / 0.5 - 6		0.5 - 4 / 0.5 - 6		0.5 - 4 / 0.5 - 6	

Device circuit breakers





You can find information on the modular CB device circuit breakers and the multi-channel electronic CBM device circuit breakers with push-in connection technology online at phoenixcontact.net/products














Miniature terminal blocks

						
Type	Order No.	Gray Blue Green-yellow	MPT 1,5/S MPT 1,5/S BU MPT 1,5/S-PE	3248100 3248101 3248110	MPT 2,5 MPT 2,5 BU MPT 2,5-PE	3248125 3248126 3248130
Width / Length / Height		[mm]	3.5 / 33.55 / 28.1		5.2 / 36 / 34.8	
Current / Voltage // UL		[A] / [V]	17.5 / 500 // 15 / 600		24 / 500 // 20 / 600	
Solid / AWG // Stranded / AWG		[mm ²] / -	0.14 - 1.5 / 26 - 14 // 0.14 - 1.5 / 26 - 14		0.14 - 4 / 26 - 12 // 0.14 - 2.5 / 26 - 14	
Stranded with ferrule without/with plastic sleeve		[mm ²]	0.14 - 1.5 / 0.14 - 1		0.14 - 2.5	
Can be plugged in directly: with ferrule / solid		[mm ²]	0.34 - 1.5 / 0.25 - 1.5		0.34 - 2.5 / 0.34 - 4	










Fuse, diode and disconnect terminal blocks for 1000 V photovoltaic applications

For detailed information on PV applications and power dissipation data, visit phoenixcontact.com				Fuse-links in accordance with IEC	Fuse-links in accordance with UL	
Type	Order No.	Black Black 2 A 4 A 6 A 8 A 10 A 12 A 15 A 16 A 20 A	PT 10,3-HESI-1000V PT 10,3-HESILED-1000V	3062142 3062142		
Width / Length / Height		[mm]	17.6 / 63 / 87			
Current / Voltage // UL		[A] / [V]	32 / 1000 // -			
Solid / AWG // Stranded / AWG		[mm ²] / -	1.5 - 10 / 16 - 6 // 1.5 - 10 / 16 - 6			
Stranded with ferrule without/with plastic sleeve		[mm ²]	1.5 - 10			
Can be plugged in directly: with ferrule / solid		[mm ²]	1.5 - 10			
... L-R = Diode conducting direction from left to right ... R-L = Diode conducting direction from right to left ... BE = For soldering components in place ¹⁾ If the diode is loaded with 5 A, the surface temperature reaches 140 °C						
Type	Order No.	Gray Gray Gray	PTME 6-DIO/L-R HV PTME 6-DIO/R-L HV PTME 6-BE	3035697 3035698 3035687	PTME 6 HV PTME 6 HV BU	3035696 3035695
Width / Length / Height		[mm]	8.2 / 100.8 / 67.5		8.2 / 100.8 / 49.6	
Current / Voltage // UL		[A] / [V]	5 ¹⁾ / 1000 (reverse voltage) // -		41 / 1000 // 30 / 600	
Solid / AWG // Stranded / AWG		[mm ²] / -	0.5 - 10 / 20 - 8 // 0.5 - 6 / 20 - 10		0.5 - 10 / 20 - 8 // 0.5 - 6 / 20 - 10	
Stranded with ferrule without/with plastic sleeve		[mm ²]	0.5 - 6		0.5 - 6	
Can be plugged in directly: with ferrule / solid		[mm ²]	1 - 6 / 1 - 10		1 - 6 / 1 - 10	
³⁾ The DP-STMD 6 spacer plate ensures sufficient spacing between two adjacent diodes						
Type	Order No.	Gray	DP-STMD 6 ³⁾	3035690		
Width / Length / Height		[mm]	8.2 / 100.8 / 49.6			











Diode terminal blocks

<p>Diode 1N 4007, reverse voltage 1000 V ... L-R = Diode conducting direction from left to right ... R-L = Diode conducting direction from right to left</p>					
Type	Order No.	Gray Gray	PT 2,5-DIO/L-R 3210224 PT 2,5-DIO/R-L 3210237	PT 2,5-TWIN-DIO/L-R 3210240 PT 2,5-TWIN-DIO/R-L 3210253	PT 2,5-QUATTRO-DIO/L-R 3210266 PT 2,5-QUATTRO-DIO/R-L 3210279
Width / Length / Height	[mm]	5.2 / 48.5 / 36.5	5.2 / 60.5 / 36.5	5.2 / 72 / 36.5	
Current / Voltage // UL	[A] / [V]	0.5 / 800 // 20 / 300	0.5 / 800 // 20 / 300	0.5 / 800 // 20 / 300	
Solid / AWG // Stranded / AWG	[mm ²] / -	0.14 - 4 / 26 - 12 // 0.14 - 2.5 / 26 - 14	0.14 - 4 / 26 - 12 // 0.14 - 2.5 / 26 - 14	0.14 - 4 / 26 - 12 // 0.14 - 2.5 / 26 - 14	
Stranded with ferrule without/with plastic sleeve	[mm ²]	0.14 - 2.5	0.14 - 2.5	0.14 - 2.5	
Can be plugged in directly: with ferrule / solid	[mm ²]	0.34 - 2.5 / 0.34 - 4	0.34 - 2.5 / 0.34 - 4	0.34 - 2.5 / 0.34 - 4	
<p>Diode 1N 4007, reverse voltage 1300 V ... L-R = Diode conducting direction from left to right ... R-L = Diode conducting direction from right to left</p>					
Type	Order No.	Gray Gray	PT 4-DIO 1N 5408/L-R 3212112 PT 4-DIO 1N 5408/R-L 3212125	PT 4-QUATTRO-DIO 1N 5408/L-R 3211919 PT 4-QUATTRO-DIO 1N 5408/R-L 3211921	
Width / Length / Height	[mm]	6.2 / 56 / 36.5	6.2 / 77 / 36.5		
Current / Voltage // UL	[A] / [V]	1.5 / 800 // 1.5 / 600	1.5 / 800 // 1.5 / 600		
Solid / AWG // Stranded / AWG	[mm ²] / -	0.2 - 6 / 24 - 10 // 0.2 - 4 / 24 - 12	0.2 - 6 / 24 - 10 // 0.2 - 4 / 24 - 12		
Stranded with ferrule without/with plastic sleeve	[mm ²]	0.25 - 4	0.25 - 4		
Can be plugged in directly: with ferrule / solid	[mm ²]	0.5 - 4 / 0.5 - 6	0.5 - 4 / 0.5 - 6		
<p>Diode 1N 4007, reverse voltage 1000 V, maximum continuous current 0.5A ... O-U = Throughput from top to bottom ... U-O = Throughput from bottom to top ... UL-UR = Throughput from bottom left to bottom right ... O-UL/UR-UL = Throughput from top left to bottom left and from bottom right to bottom left ... O-UL/O-UR = Throughput from top left to bottom left and from top right to bottom right</p>					
Type	Order No.	Gray Gray Gray Gray Gray	PTTB 2,5-DIO/O-U 3210923 PTTB 2,5-DIO/U-O 3210936	PTTB 2,5-DIO/UL-UR 3211427	PTTB 2,5-2DIO/O-UL/UR-UL 3211430 PTTB 2,5-2DIO/O-UL/O-UR 3211443
Width / Length / Height	[mm]	5.2 / 68 / 47.5	5.2 / 68 / 47.5	5.2 / 68 / 47.5	
Current / Voltage // UL	[A] / [V]	20 / 500 // 20 / 300	20 / 500 // 20 / 300	20 / 500 // 20 / 300	
Solid / AWG // Stranded / AWG	[mm ²] / -	0.14 - 4 / 26 - 12 // 0.14 - 2.5 / 26 - 14	0.14 - 4 / 26 - 12 // 0.14 - 2.5 / 26 - 14	0.14 - 4 / 26 - 12 // 0.14 - 2.5 / 26 - 14	
Stranded with ferrule without/with plastic sleeve	[mm ²]	0.14 - 2.5	0.14 - 2.5	0.14 - 2.5	
Can be plugged in directly: with ferrule / solid	[mm ²]	0.34 - 2.5 / 0.34 - 4	0.34 - 2.5 / 0.34 - 4	0.34 - 2.5 / 0.34 - 4	
<p>... R499 O-U = 499 Ω From top to bottom ... LA = LED display *) For 12 - 30 V DC, 0.7 - 2.4 mA *) For 30 - 60 V DC, 0.8 - 1.8 mA *) For 110 - 250 V AC/DC, 0.1 - 0.5 mA ... 2BE = For soldering components in place</p>					
Type	Order No.	Gray Gray Gray Gray Gray	PTTB 2,5-R499/O-U 3210925	PTTB 2,5-LA 24 RD ¹⁾ 3211456 PTTB 2,5-LA 60 RD ²⁾ 3211469 PTTB 2,5-LA 230 ³⁾ 3211472	PTTB 2,5-2BE 3211480
Width / Length / Height	[mm]	5.2 / 68 / 47.5	5.2 / 68 / 47.5	5.2 / 68 / 47.5	
Current / Voltage // UL	[A] / [V]	20 / 500 // -	20 / 500 // 20 / 300	22 / 500 // -	
Solid / AWG // Stranded / AWG	[mm ²] / -	0.14 - 4 / 26 - 12 // 0.14 - 2.5 / 26 - 14	0.14 - 4 / 26 - 12 // 0.14 - 2.5 / 26 - 14	0.14 - 4 / 26 - 12 // 0.14 - 2.5 / 26 - 14	
Stranded with ferrule without/with plastic sleeve	[mm ²]	0.14 - 2.5	0.14 - 2.5	0.14 - 2.5	
Can be plugged in directly: with ferrule / solid	[mm ²]	0.34 - 2.5 / 0.34 - 4	0.34 - 2.5 / 0.34 - 4	0.34 - 2.5 / 0.34 - 4	

Hybrid terminal blocks with screw connection on one side

							
Type	Order No.	Gray Blue Green-yellow	PTU 2,5 PTU 2,5 BU PTU 2,5-PE	3209519 3209521 3209520	PTU 2,5-TWIN PTU 2,5-TWIN BU PTU 2,5-TWIN-PE	3209515 3209516 3209517	
Width / Length / Height		[mm]	5.2 / 53.5 / 42.8		5.2 / 65.3 / 42.8		
Current / Voltage // UL		[A] / [V]	24 / 800 // -		28 / 800 // -		
Solid / AWG		[mm ²] / -	0.14 - 4 / 28 - 12	0.14 - 4 / 28 - 12	0.14 - 4 / 28 - 12	0.14 - 4 / 28 - 12	
Stranded with ferrule without/with plastic sleeve		[mm ²]	0.14 - 2.5	0.14 - 2.5	0.14 - 2.5	0.14 - 2.5	
Can be plugged in directly: with ferrule / solid		[mm ²]	-	0.34 - 2.5 / 0.34 - 4	-	0.34 - 2.5 / 0.34 - 4	
							
Type	Order No.	Gray Blue Green-yellow	PTU 4 PTU 4 BU PTU 4-PE	3211855 3211856 3211857	PTU 4-TWIN PTU 4-TWIN BU PTU 4-TWIN-PE	3211859 3211860 3211862	
Width / Length / Height		[mm]	6.2 / 58.8 / 42.8		6.2 / 69.3 / 42.8		
Current / Voltage // UL		[A] / [V]	32 / 800 // -		32 / 800 // -		
Solid/AWG		[mm ²] / -	0.14 - 6 / 26 - 10	0.14 - 6 / 26 - 10	0.14 - 6 / 26 - 10	0.14 - 6 / 26 - 10	
Stranded with ferrule without/with plastic sleeve		[mm ²]	0.14 - 4	0.14 - 4	0.14 - 4	0.14 - 4	
Can be plugged in directly: with ferrule / solid		[mm ²]	-	0.5 - 6	-	0.5 - 6	
...-MTD = Feed-through terminal block with the same shape							
							
Type	Order No.	Gray Gray	PTU 4-MT PTU 4-MT-P	3209538 3209532	PTU 4-MTD PTU 4-MTD-P	3209539 3209540	
Width / Length / Height		[mm]	6.2 / 71 / 42.8		6.2 / 71 / 42.8	6.2 / 71 / 42.8	
Current / Voltage // UL		[A] / [V]	20 / 400 // -		20 / 400 // -	20 / 400 // -	
Solid / AWG		[mm ²] / -	0.14 - 6 / 26 - 10	0.14 - 6 / 26 - 10	0.14 - 6 / 26 - 10	0.14 - 6 / 26 - 10	
Stranded with ferrule without/with plastic sleeve		[mm ²]	0.14 - 4	0.14 - 4	0.14 - 4	0.14 - 4	
Can be plugged in directly: with ferrule / solid		[mm ²]	-	0.5 - 6	0.5 - 6	0.5 - 6	
Note:	You can find wiring and testing accessories in the product area on our website at phoenixcontact.net/products						
							
Type	Order No.	Gray Gray	PTU 6-T PTU 6-T-P	3209535 3209530	PTUD 6 PTUD 6-P	3209531 3209537	
Width / Length / Height		[mm]	8.2 / 73.9 / 48		8.2 / 73.9 / 48		
Current / Voltage // UL		[A] / [V]	52 / 500 // -		52 / 800 // -		
Solid/AWG		[mm ²] / -	0.5 - 10 / 20 - 8	0.5 - 10 / 20 - 8	0.5 - 10 / 20 - 8	0.5 - 10 / 20 - 8	
Stranded with ferrule without/with plastic sleeve		[mm ²]	0.5 - 6	0.5 - 6	0.5 - 6	0.5 - 6	
Can be plugged in directly: with ferrule / solid		[mm ²]	-	1 - 6	-	1 - 6	

Desk-design terminal blocks

								
Type	Order No.	Gray Blue Green-yellow	PTS 1,5/S PTS 1,5/S BU PTS 1,5/S-PE	3214547 3214550 3214563	PTS 2,5 PTS 2,5 BU PTS 2,5-PE	3211799 3211812 3211867	PTS 1,5/S-TWIN PTS 1,5/S-TWIN BU PTS 1,5/S-TWIN-PE	3214589 3214592 3214602
Width / Length / Height		[mm]	3.5 / 50.7 / 38.5	5.2 / 49 / 43	3.5 / 50.7 / 38.5			
Current / Voltage // UL		[A] / [V]	17.5 / 500 // 15 / 600	24 / 800 // 20 / 600	17.5 / 500 // 15 / 600			
Solid / AWG // Stranded / AWG		[mm ²] / -	0.14 - 1.5 / 26 - 14 // 0.14 - 1.5 / 26 - 14	0.14 - 4 / 26 - 12 // 0.14 - 2.5 / 26 - 14	0.14 - 1.5 / 26 - 14 // 0.14 - 1.5 / 26 - 14			
Stranded with ferrule without/with plastic sleeve		[mm ²]	0.14 - 1.5 / 0.14 - 1	0.14 - 2.5	0.14 - 1.5 / 0.14 - 1			
Can be plugged in directly: with ferrule / solid		[mm ²]	0.34 - 1.5 / 0.25 - 1.5	0.34 - 2.5 / 0.34 - 4	0.34 - 1.5 / 0.25 - 1.5			
								
Type	Order No.	Gray Blue Green-yellow	PTS 2,5 TWIN PTS 2,5 TWIN BU PTS 2,5 TWIN-PE	3211896 3211906 3211935	PTS 1,5/S-QUATTRO PTS 1,5/S-QUATTRO BU PTS 1,5/S-QUATTRO-PE	3214615 3214631 3214644	PTS 2,5-QUATTRO PTS 2,5-QUATTRO BU PTS 2,5-QUATTRO-PE	3211993 3212002 3212011
Width / Length / Height		[mm]	5.2 / 49 / 43	3.5 / 50.7 / 38.5	5.2 / 49 / 43			
Current / Voltage // UL		[A] / [V]	24 / 800 // 20 / 600	17.5 / 500 // 15 / 600	24 / 800 // 20 / 600			
Solid / AWG // Stranded / AWG		[mm ²] / -	0.14 - 4 / 26 - 12 // 0.14 - 2.5 / 26 - 14	0.14 - 1.5 / 26 - 14 // 0.14 - 1.5 / 26 - 14	0.14 - 4 / 26 - 12 // 0.14 - 2.5 / 26 - 14			
Stranded with ferrule without/with plastic sleeve		[mm ²]	0.14 - 2.5	0.14 - 1.5 / 0.14 - 1	0.14 - 2.5			
Can be plugged in directly: with ferrule / solid		[mm ²]	0.34 - 2.5 / 0.34 - 4	0.34 - 1.5 / 0.25 - 1.5	0.34 - 2.5 / 0.34 - 4			
...-PV = with equipotential bonding								
Type	Order No.	Gray Blue Green-yellow Gray	PTTBS 1,5/S PTTBS 1,5/S BU PTTBS 1,5/S-PE PTTBS 1,5/S-PV	3214657 3214660 3214673 3214686	PTTBS 2,5 PTTBS 2,5 BU PTTBS 2,5-PE PTTBS 2,5-PV	3209604 3209617 3209620 3210211		
Width / Length / Height		[mm]	3.5 / 78.8 / 48.2	5.2 / 78 / 55				
Current / Voltage // UL		[A] / [V]	17.5 / 500 // 15 / 600	22 / 500 // 20 / 600				
Solid / AWG // Stranded / AWG		[mm ²] / -	0.14 - 1.5 / 26 - 14 // 0.14 - 1.5 / 26 - 14	0.14 - 4 / 26 - 12 // 0.14 - 2.5 / 26 - 14				
Stranded with ferrule without/with plastic sleeve		[mm ²]	0.14 - 1.5 / 0.14 - 1	0.14 - 2.5				
Can be plugged in directly: with ferrule / solid		[mm ²]	0.34 - 1.5 / 0.25 - 1.5	0.34 - 2.5 / 0.34 - 4				
								
Type	Order No.	Gray Blue Green-yellow Gray	PTTBS 2,5-TWIN PTTBS 2,5-TWIN BU PTTBS 2,5-TWIN-PE PTTBS 2,5-TWIN-PV	3210600 3210601 3210602 3210603	PTTBS 2,5-QUATTRO PTTBS 2,5-QUATTRO BU PTTBS 2,5-QUATTRO-PE PTTBS 2,5-QUATTRO-PV	3210609 3210610 3210611 3210612		
Width / Length / Height		[mm]	5.2 / 111.8 / 55	5.2 / 115.2 / 55				
Current / Voltage // UL		[A] / [V]	24 / 500 // -	24 / 500 // -				
Solid / AWG // Stranded / AWG		[mm ²] / -	0.14 - 4 / 26 - 12 // 0.14 - 2.5 / 26 - 14	0.14 - 4 / 26 - 12 // 0.14 - 2.5 / 26 - 14				
Stranded with ferrule without/with plastic sleeve		[mm ²]	0.14 - 2.5	0.14 - 2.5				
Can be plugged in directly: with ferrule / solid		[mm ²]	0.34 - 2.5 / 0.34 - 4	0.34 - 2.5 / 0.34 - 4				

Quick, easy, and reliable – PTPOWER high-current terminal blocks with Power-Turn connection

With PTPOWER, the spring high-current terminal blocks can be used to quickly, safely, and easily wire conductors up to 150 mm² and 309 ampere thanks to the unique Power-Turn connection technology.

Compact versions of the DIN rail and direct mounting are available.

Power-Turn Technology

Designed by PHOENIX CONTACT




The patented Power-Turn spring connection technology enables large conductors to be connected quickly and easily using a standard screwdriver and a single lever movement. Up to three high-quality spring steel pressure springs work with the prismatic terminal body base to create a vibration-resistant conductor connection that is stable in the long-term.



Quick and easy connection is now also possible for large conductors. Alternatively, conductors can also be quickly and easily inserted directly when the lever is closed by means of the push-in method.


Two-sided test connection
for standard 2.3 mm test plugs



For maximum overview in the control cabinet



With the fully isolated and snap-on (optional) tap-off terminal block, you can easily achieve your voltage pick-off for two conductors up to 16 mm². Large-surface marking and integrated 2.3 mm test connections.











Distribute your potentials with the isolated insertion bridges. They can be installed easily without any tools and latch securely in the clamping space.











Pre-assembled terminal block bases reduce mounting and storage costs. The right terminal block base for DIN rail or direct mounting is available for every function.

High-current terminal blocks and blocks for DIN rail mounting

... P = With 4 mm test connection

								
Type	Order No.	Gray Blue Green-yellow Black-yellow Gray Blue	PTPOWER 35 PTPOWER 35 BU PTPOWER 35-PE PTPOWER 35-FE PTPOWER 35 P PTPOWER 35 P BU	3212064 3212065 3212066 3212081 3212091 3212092	PTPOWER 50 PTPOWER 50 BU PTPOWER 50-PE PTPOWER 50-FE PTPOWER 50 P PTPOWER 50 P BU	3260050 3260051 3260052 3260063 3260065 3260066	PTPOWER 95 PTPOWER 95 BU PTPOWER 95-PE PTPOWER 95-FE PTPOWER 95 P PTPOWER 95 P BU	3260100 3260103 3260106 3260139 3260163 3260166
Width / Length / Height		[mm]	16 / 90.6 / 62.3	20 / 101 / 105	25 / 105.5 / 108.7			
Current / Voltage // UL		[A] / [V]	125 / 1500 // -	150 / 1000 // -	232 / 1500 // 230 / 1000			
Solid / AWG // Stranded / AWG		[mm ²] / -	6 - 35 / 10 - 2 // 6 - 35 / 10 - 2	10 - 70 / 8 - 2/0 // 10 - 70 / 8 - 2/0	25 - 95 / 4 - 3/0 // 25 - 95 / 4 - 3/0			
Stranded with ferrule without/with plastic sleeve		[mm ²]	6 - 35 / 6 - 35	10 - 50 / 10 - 50	25 - 95 / 25 - 95			
Can be plugged in directly: with ferrule / solid		[mm ²]	6 - 35 / 6 - 35	10 - 50 / 10 - 50	25 - 95 / 25 - 95			
								
Type	Order No.	Gray Blue Black-yellow Gray Blue	PTPOWER 150 PTPOWER 150 BU PTPOWER 150-FE PTPOWER 150-P PTPOWER 150 P BU	3215000 3215001 3215002 3215003 3215004				
Width / Length / Height		[mm]	31 / 116.4 / 116.5					
Current / Voltage // UL		[A] / [V]	309 / 1500 // -					
Solid / AWG // Stranded / AWG		[mm ²] / -	35 - 150/2 - 300 Kcmil//35 - 150/2 - 300 Kcmil					
Stranded with ferrule without/with plastic sleeve		[mm ²]	35 - 150 / 35 - 150					
Can be plugged in directly: with ferrule / solid		[mm ²]	35 - 150 / 35 - 150					
								
Type	Order No.	3 x gray 3 x gray, 1 x blue 3 x gray, 1 x black-yellow 3 x gray, 1 x blue, 1 x black-yellow	PTPOWER 35-3L PTPOWER 35-3L/N PTPOWER 35-3L/FE PTPOWER 35-3L/N/FE	3212068 3212069 3212070 3212071	PTPOWER 50-3L PTPOWER 50-3L/N PTPOWER 50-3L/FE PTPOWER 50-3L/N/FE	3260053 3260054 3260055 3260056	PTPOWER 95-3L PTPOWER 95-3L/N PTPOWER 95-3L/FE PTPOWER 95-3L/N/FE	3260109 3260112 3260115 3260118
Current / Voltage // UL		[A] / [V]	125 / 1000 // -	150 / 1000 // -	232 / 1500 // 230 / 1000			
Solid / AWG // Stranded / AWG		[mm ²] / -	6 - 35 / 10 - 2 // 6 - 35 / 10 - 2	10 - 70 / 8 - 2/0 // 10 - 70 / 8 - 2/0	25 - 95 / 4 - 3/0 // 25 - 95 / 4 - 3/0			
Stranded with ferrule without/with plastic sleeve		[mm ²]	6 - 35 / 6 - 35	10 - 50 / 10 - 50	25 - 95 / 25 - 95			
Can be plugged in directly: with ferrule / solid		[mm ²]	6 - 35 / 6 - 35	10 - 50 / 10 - 50	25 - 95 / 25 - 95			
								
Type	Order No.	3 x gray 3 x gray, 1 x blue 3 x gray, 1 x black-yellow 3 x gray, 1 x blue, 1 x black-yellow	PTPOWER 150-3L PTPOWER 150-3L/N PTPOWER 150-3L/FE PTPOWER 150-3L/N/FE	3215005 3215006 3215007 3215008				
Current / Voltage // UL		[A] / [V]	309 / 1500 // -					
Solid / AWG // Stranded / AWG		[mm ²] / -	35 - 150/2 - 300 Kcmil//35 - 150/2 - 300 Kcmil					
Stranded with ferrule without/with plastic sleeve		[mm ²]	35 - 150 / 35 - 150					
Can be plugged in directly: with ferrule / solid		[mm ²]	35 - 150 / 35 - 150					


High-current terminal blocks and blocks for direct mounting

								
Type	Order No.	Gray Blue Black-yellow	PTPOWER 35-F PTPOWER 35-F BU PTPOWER 35-FE-F	3212078 3212079 3212082	PTPOWER 50-F PTPOWER 50-F BU PTPOWER 50-FE-F	3260061 3260062 3260064	PTPOWER 95-F PTPOWER 95-F BU PTPOWER 95-FE-F	3260133 3260136 3260142
Width / Length / Height		[mm]	16 / 91.6 / 62.3		20 / 91.01 / 105		25 / 139.1 / 99.8	
Current / Voltage // UL		[A] / [V]	125 / 1000 // -		150 / 1000 // -		232 / 1500 // 230 / 1000	
Solid / AWG // Stranded / AWG		[mm ²] / -	6 - 35 / 10 - 2/0 // 6 - 35 / 10 - 2/0		10 - 70 / 8 - 2/0 // 70 - 70 / 8 - 2/0		25 - 95 / 4 - 3/0 // 25 - 95 / 4 - 3/0	
Stranded with ferrule without/with plastic sleeve		[mm ²]	6 - 35 / 6 - 35		10 - 50 / 10 - 50		25 - 95 / 25 - 95	
Can be plugged in directly: with ferrule / solid		[mm ²]	6 - 35 / 6 - 35		10 - 50 / 10 - 50		25 - 95 / 25 - 95	
								
Type	Order No.	Gray Blue Black-yellow	PTPOWER 150-F PTPOWER 150-F BU PTPOWER 150-FE-F	3215030 3215031 3215032				
Width / Length / Height		[mm]	31 / 150 / 108.3					
Current / Voltage // UL		[A] / [V]	309 / 1500 // -					
Solid / AWG // Stranded / AWG		[mm ²] / -	35 - 150 / 2 - 300 Kcmil // 35 - 150 / 2 - 300 Kcmil					
Stranded with ferrule without/with plastic sleeve		[mm ²]	35 - 150 / 35 - 150					
Can be plugged in directly: with ferrule / solid		[mm ²]	35 - 150 / 35 - 150					
								
Type	Order No.	3 x gray 3 x gray, 1 x blue 3 x gray, 1 x black-yellow 3 x gray, 1 x blue, 1 x black-yellow	PTPOWER 35-3L-F PTPOWER 35-3L/N-F PTPOWER 35-3L/FE-F PTPOWER 35-3L/N/FE-F	3212072 3212073 3212075 3212076	PTPOWER 50-3L-F PTPOWER 50-3L/N-F PTPOWER 50-3L/FE-F PTPOWER 50-3L/N/FE-F	3260057 3260058 3260059 3260060	PTPOWER 95-3L-F PTPOWER 95-3L/N-F PTPOWER 95-3L/FE-F PTPOWER 95-3L/N/FE-F	3260121 3260124 2360127 3260130
Current / Voltage // UL		[A] / [V]	125 / 1000 // -		150 / 1000 // -		232 / 1500 // 230 / 1000	
Solid / AWG // Stranded / AWG		[mm ²] / -	6 - 35 / 10 - 2 // 6 - 35 / 10 - 2		10 - 70 / 8 - 2/0 // 70 - 70 / 8 - 2/0		25 - 95 / 4 - 3/0 // 25 - 95 / 4 - 3/0	
Stranded with ferrule without/with plastic sleeve		[mm ²]	6 - 35 / 6 - 35		10 - 50 / 10 - 50		25 - 95 / 25 - 95	
Can be plugged in directly: with ferrule / solid		[mm ²]	6 - 35 / 6 - 35		10 - 50 / 10 - 50		25 - 95 / 25 - 95	
								
Type	Order No.	3 x gray 3 x gray, 1 x blue 3 x gray, 1 x black-yellow 3 x gray, 1 x blue, 1 x black-yellow	PTPOWER 150-3L-F PTPOWER 150-3L/N-F PTPOWER 150-3L/FE-F PTPOWER 150-3L/N/FE-F	3215033 3215034 3215035 3215036				
Current / Voltage // UL		[A] / [V]	309 / 1500 // -					
Solid / AWG // Stranded / AWG		[mm ²] / -	35 - 150 / 2 - 300 Kcmil // 35 - 150 / 2 - 300 Kcmil					
Stranded with ferrule without/with plastic sleeve		[mm ²]	35 - 150 / 35 - 150					
Can be plugged in directly: with ferrule / solid		[mm ²]	35 - 150 / 35 - 150					

Compact and flexible – PTIO sensor/actuator terminal blocks with push-in connection

Wire sensors and actuators easily and clearly in state-of-the-art machine and system controllers using compact sensor/actuator terminal blocks with 3.5 mm terminal width.

All PTIO terminal blocks feature the same shape and can be consistently bridged with the CLIPLINE complete jumper system to offer maximum flexibility.



Power terminal blocks of the same shape allow easy potential distribution and simple expansion of terminal block groups.

The signal level can be given a large label for ease of recognition. LED indicator variants are available to uniquely signal the switching states. Potentials from the signal conducting level can optionally be bridged.

Three-conductor initiator/actuator terminal blocks

... LED 24 RD = Red LED display
 ... LED 24 GN = Green LED display
 1) For 15 - 30 V DC, 0.31- 0.95 mA



Type	Order No.	Gray Gray Gray Gray	PTIO 1,5/S/3	3244410	PTIO 1,5/S/3-LED 24 RD ¹⁾ PTIO 1,5/S/3-LED 24 GN ¹⁾	3244423 3244436	PTIO 1,5/S/3-PE	3244449
Width / Length / Height		[mm]	3.5 / 74.4 / 41.5		3.5 / 74.4 / 41.5		3.5 / 74.4 / 41.5	
Current / Voltage // UL		[A] / [V]	13.5 / 250 // -		13.5 / 250 // -		13.5 / 250 // -	
Solid / AWG // Stranded / AWG		[mm ²] / -	0.14 - 1.5 / 26 - 14 // 0.14 - 1.5 / 26 - 14		0.14 - 1.5 / 26 - 14 // 0.14 - 1.5 / 26 - 14		0.14 - 1.5 / 26 - 14 // 0.14 - 1.5 / 26 - 14	
Stranded with ferrule without/with plastic sleeve		[mm ²]	0.14 - 1.5 / 0.14 - 1		0.14 - 1.5 / 0.14 - 1		0.14 - 1.5 / 0.14 - 1	
Can be plugged in directly: with ferrule / solid		[mm ²]	0.34 - 1.5 / 0.25 - 1.5		0.34 - 1.5 / 0.25 - 1.5		0.34 - 1.5 / 0.25 - 1.5	



Three-wire power terminal



Type	Order No.	Orange	PTIO-IN 2,5/3 OG	3244559				
Width / Length / Height		[mm]	7 / 74.4 / 41.5					
Current / Voltage // UL		[A] / [V]	20 / 250 // -					
Solid / AWG // Stranded / AWG		[mm ²] / -	0.2 - 4 / 24 - 12 // 0.2 - 2.5 / 24 - 14					
Stranded with ferrule without/with plastic sleeve		[mm ²]	0.2 - 2.5					
Can be plugged in directly: with ferrule / solid		[mm ²]	0.34 - 2.5 / 0.34 - 4					

Four-wire proximity switch/actuator terminal blocks

... LED 24 RD = Red LED display
 ... LED 24 GN = Green LED display
 1) For 15 - 30 V DC, 0.31- 0.95 mA



Type	Order No.	Gray Gray Gray Gray	PTIO 1,5/S/4	3244452	PTIO 1,5/S/4-LED 24 RD ¹⁾ PTIO 1,5/S/4-LED 24 GN ¹⁾	3244517 3244520	PTIO 1,5/S/4-PE	3244465
Width / Length / Height		[mm]	3.5 / 90.8 / 41.5		3.5 / 90.8 / 41.5		3.5 / 90.8 / 41.5	
Current / Voltage // UL		[A] / [V]	13.5 / 250 // -		13.5 / 250 // -		13.5 / 250 // -	
Solid / AWG // Stranded / AWG		[mm ²] / -	0.14 - 1.5 / 26 - 14 // 0.14 - 1.5 / 26 - 14		0.14 - 1.5 / 26 - 14 // 0.14 - 1.5 / 26 - 14		0.14 - 1.5 / 26 - 14 // 0.14 - 1.5 / 26 - 14	
Stranded with ferrule without/with plastic sleeve		[mm ²]	0.14 - 1.5 / 0.14 - 1		0.14 - 1.5 / 0.14 - 1		0.14 - 1.5 / 0.14 - 1	
Can be plugged in directly: with ferrule / solid		[mm ²]	0.34 - 1.5 / 0.25 - 1.5		0.34 - 1.5 / 0.25 - 1.5		0.34 - 1.5 / 0.25 - 1.5	

Four-wire power terminal




Type	Order No.	Orange	PTIO-IN 2,5/4-PE OG	3244481				
Width / Length / Height		[mm]	7 / 90.8 / 41.5					
Current / Voltage // UL		[A] / [V]	20 / 250 // -					
Solid / AWG // Stranded / AWG		[mm ²] / -	0.2 - 4 / 24 - 12 // 0.2 - 2.5 / 24 - 14					
Stranded with ferrule without/with plastic sleeve		[mm ²]	0.2 - 2.5					
Can be plugged in directly: with ferrule / solid		[mm ²]	0.34 - 2.5 / 0.34 - 4					

Compact and functional – PT disconnect and knife disconnect terminal blocks with push-in connection

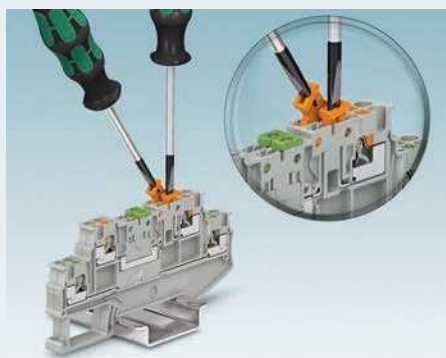
With a width of just 3.5 mm, the new terminal blocks now combine push-in connection and knife disconnection for conductors up to 1.5 mm².

The product program of the compact modular terminal blocks include feed-through, multiple conductor, and double-level terminal blocks.

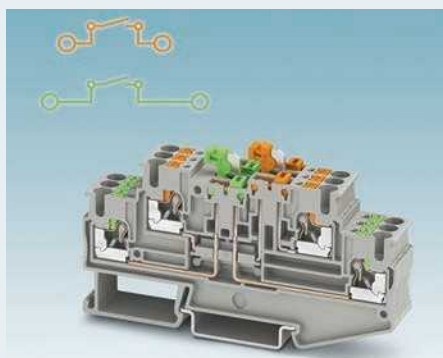
With the space-saving knife disconnect terminal blocks, you can achieve as yet unrivaled signal density for modular terminal blocks. This allows saving up to 30% in the control cabinet for the control wiring.




Push-in Technology
Designed by PHOENIX CONTACT



The actuation cross on the disconnect knife enables the use of different size screwdrivers. All terminal blocks offer an additional test contact on both sides of the disconnect point for test plugs with a 2.3 mm diameter.



Disconnect knives and actuation levers of the same color provide clear assignment of connection levels when dealing with two disconnect levels. Each terminal point can be given a large label for ease of recognition, a prerequisite for a safe and time-saving installation.



In the range of 2.5 mm² terminal blocks, two-tier disconnect terminal blocks with one or two universal disconnect zones are available. The disconnect zone accommodates various plugs such as fuse plugs, component connectors, and isolating plugs.

Disconnect terminal blocks for accommodating function connectors


... MTD = Feed-through terminal block with the same shape



Type	Order No.	Gray	PTC 2,5-TG	3270088	PTC 2,5-TWIN-TG	3270091	PTC 2,5-QUATTRO-TG	3270094
		Gray	PTC 2,5-MTD	3270106	PTC 2,5-TWIN-MTD	3270110		
		Blue	PTC 2,5-MTD BU	3270109	PTC 2,5-TWIN-MTD BU	3270111		
Width / Length / Height		[mm]	5.2 / 56 / 36.5		5.2 / 67.8 / 36.5		5.2 / 79.6 / 36.5	
Current / Voltage // UL		[A] / [V]	20 / 400 // -		20 / 400 // -		20 / 400 // -	
Solid / AWG // Stranded / AWG		[mm ²] / -	0.14 - 4 / 26 - 12 // 0.14 - 2.5 / 26 - 14		0.14 - 4 / 26 - 12 // 0.14 - 2.5 / 26 - 14		0.14 - 4 / 26 - 12 // 0.14 - 2.5 / 26 - 14	
Stranded with ferrule without/with plastic sleeve		[mm ²]	0.14 - 2.5		0.14 - 2.5		0.14 - 2.5	
Can be plugged in directly: with ferrule / solid		[mm ²]	0.34 - 2.5 / 0.34 - 4		0.34 - 2.5 / 0.34 - 4		0.34 - 2.5 / 0.34 - 4	



Type	Order No.	Gray	PT 2,5-TG	3210185	PT 2,5-TWIN-TG	3210198	PT 2,5-QUATTRO-TG	3210208
Width / Length / Height		[mm]	5.2 / 62 / 36.5		5.2 / 74 / 36.5		5.2 / 84 / 36.5	
Current / Voltage // UL		[A] / [V]	20 / 400 // 20 / 300		20 / 400 // 20 / 300		20 / 400 // 20 / 300	
Solid / AWG // Stranded / AWG		[mm ²] / -	0.14 - 4 / 26 - 12 // 0.14 - 2.5 / 26 - 14		0.14 - 4 / 26 - 12 // 0.14 - 2.5 / 26 - 14		0.14 - 4 / 26 - 12 // 0.14 - 2.5 / 26 - 14	
Stranded with ferrule without/with plastic sleeve		[mm ²]	0.14 - 2.5		0.14 - 2.5		0.14 - 2.5	
Can be plugged in directly: with ferrule / solid		[mm ²]	0.34 - 2.5 / 0.34 - 4		0.34 - 2.5 / 0.34 - 4		0.34 - 2.5 / 0.34 - 4	







Type	Order No.	Gray	PT 2,5-TGB	3210192	PT 2,5-TWIN-TGB	3210193	PT 2,5-QUATTRO-TGB	3210194
Width / Length / Height		[mm]	5.2 / 70.1 / 36.8		5.2 / 81.9 / 36.7		5.2 / 92.2 / 36.7	
Current / Voltage // UL		[A] / [V]	16 / 400 // 16 / 600		16 / 400 // 16 / 600		16 / 400 // 16 / 600	
Solid / AWG // Stranded / AWG		[mm ²] / -	0.14 - 4 / 26 - 12 // 0.14 - 2.5 / 26 - 14		0.14 - 4 / 26 - 12 // 0.14 - 2.5 / 26 - 14		0.14 - 4 / 26 - 12 // 0.14 - 2.5 / 26 - 14	
Stranded with ferrule without/with plastic sleeve		[mm ²]	0.14 - 2.5		0.14 - 2.5		0.14 - 2.5	
Can be plugged in directly: with ferrule / solid		[mm ²]	0.34 - 2.5 / 0.34 - 4		0.34 - 2.5 / 0.34 - 4		0.34 - 2.5 / 0.34 - 4	













Type	Order No.	Gray	PT 4-TG	3211922	PTU 4-TG	3209542	PTU 4-TG-P	3209541
Width / Length / Height		[mm]	6.2 / 56 / 36.5		6.2 / 71 / 42.8			
Current / Voltage // UL		[A] / [V]	20 / 400 // 20 / 300		20 / 400 // -			
Solid / AWG // Stranded / AWG		[mm ²] / -	0.2 - 6 / 24 - 10 // 0.2 - 4 / 24 - 12		0.2 - 6 / 24 - 10 // 0.2 - 4 / 24 - 12			
Stranded with ferrule without/with plastic sleeve		[mm ²]	0.25 - 4		0.25 - 4			
Can be plugged in directly: with ferrule / solid		[mm ²]	0.5 - 4 / 0.5 - 6		0.5 - 4 / 0.5 - 6			

Disconnect terminal blocks for accommodating function connectors


						
Type	Order No.	Gray Blue	PTT 2,5-L/TG PTT 2,5-L/TG BU	3210230 3210270	PTTBS 2,5-2TGB 3210402	
Width / Length / Height		[mm]	5.2 / 92.4 / 47.4		5.2 / 127.5 / 64.3	
Current / Voltage // UL		[A] / [V]	16 / 400 // 16 / 300		16 / 400 // 16 / 300	
Solid / AWG // Stranded / AWG		[mm ²] / -	0.14 - 4 / 26 - 12 // 0.14 - 2.5 / 26 - 14		0.14 - 4 / 26 - 12 // 0.14 - 2.5 / 26 - 14	
Stranded with ferrule without/with plastic sleeve		[mm ²]	0.14 - 2.5		0.14 - 2.5	
Can be plugged in directly: with ferrule / solid		[mm ²]	0.34 - 2.5 / 0.34 - 4		0.34 - 2.5 / 0.34 - 4	
') 16 A disconnect level						
						
Type	Order No.	Gray	PTI 2,5-L/TG	3213961	PTI 2,5-PE/L/TG 3213960	
Width / Length / Height		[mm]	5.2 / 101 / 50.5		5.2 / 101 / 50.5	
Current / Voltage // UL		[A] / [V]	24 ¹⁾ / 400 // 20 / 300		24 ¹⁾ / 400 // 20 / 300	
Solid / AWG // Stranded / AWG		[mm ²] / -	0.14 - 4 / 26 - 12 // 0.14 - 4 / 26 - 12		0.14 - 4 / 26 - 12 // 0.14 - 4 / 26 - 12	
Stranded with ferrule without/with plastic sleeve		[mm ²]	0.14 - 2.5		0.14 - 2.5	
Can be plugged in directly: with ferrule / solid		[mm ²]	0.34 - 2.5 / 0.34 - 4		0.34 - 2.5 / 0.34 - 4	

Function plugs for disconnect terminal blocks

								
Type	Order No.	Gray Orange	P-FIX	3038956	P-DI	3036783		
Width / Length / Height Current / Voltage		[mm] [A] / [V]	4 / 10.5 / - 20 / -		3.5 / 10.8 / 23.1 20 / -			
Diode 1N 4007, reverse voltage 1300 V, maximum continuous current 1 A ... L-R = Diode conducting direction from left to right ... R-L = Diode conducting direction from right to left 1) Max. 1 W power dissipation for single arrangement								
Type	Order No.	Gray Gray Gray Black	P-CO P-CO 1N4007/R-L P-CO 1N4007/L-R	3036796 3032457 3032460	P-CO 2-5 R47K component connector, with 47 kohm resistor, contacts two adjacent terminal blocks at 5.2 mm in bridge shaft P-CO 2-5 R47K	3032447		
Width / Length / Height Current / Voltage		[mm] [A] / [V]	5.2 / 24 / 22 6 ¹⁾ / -					
... LED = LED display 1) For 12 - 30 V DC, 0.31 - 0.95 mA 2) For 30 - 60 V AC/DC, 0.40 - 0.86 mA 3) For 110 - 250 V AC/DC, 0.41 - 0.96 mA								
Type	Order No.	Black Black	P-FU 5X20-5	3209235	P-FU 5X20 LED 24-5 ¹⁾ P-FU 5X20 LED 60-5 ²⁾	3209248 3209251	P-FU 5X20 LED 250-5 ³⁾	3209264
Width / Length / Height Current / Voltage		[mm] [A] / [V]	5.2 / 23.5 / 45.5 6.3 / 400		5.2 / 23.5 / 45.5 6.3 / 24, 60		5.2 / 23.5 / 45.5 6.3 / 250	
... LED / ...LA = LED display 1) For 12 - 30 V DC, 0.31 - 0.95 mA 2) For 30 - 60 V AC/DC, 0.40 - 0.86 mA 3) For 110 - 250 V AC/DC, 0.41 - 0.96 mA								
Type	Order No.	Black Black	P-FU 5X20	3036806	P-FU 5X20 LED 24 ¹⁾ P-FU 5X20 LED 60 ²⁾	3036819 3036822	P-FU 5X20 LA 250 ³⁾	3036835
Width / Length / Height Current / Voltage		[mm] [A] / [V]	6.2 / 28 / 25 6.3 / 500		6.2 / 28 / 25 6.3 / 24, 60		6.2 / 28 / 25 6.3 / 250	

Knife disconnect terminal blocks

... MTD = Feed-through terminal block with the same shape



Type	Order No.	Gray Blue Gray Blue	PT 1,5/S-MT PT 1,5/S-MT BU PT 1,5/S-MTD PT 1,5/S-MTD BU	3210301 3210302 3210308 3210309	PT 1,5/S-TWIN-MT PT 1,5/S-TWIN-MT BU PT 1,5/S-TWIN-MTD PT 1,5/S-TWIN-MTD BU	3210311 3210312 3210317 3210319	PT 1,5/S-QUATTRO-MT PT 1,5/S-QUATTRO-MT BU PT 1,5/S-QUATTRO-MTD PT 1,5/S-QUATTRO-MTD BU	3210321 3210322 3210328 3210329
Width / Length / Height			[mm]	3.5 / 58.9 / 32	3.5 / 67.8 / 32	3.5 / 76.9 / 32		
Current / Voltage // UL			[A] / [V]	10 / 400 // 10 / 300	10 / 400 // 10 / 300	10 / 400 // 10 / 300		
Solid / AWG // Stranded / AWG			[mm ²] / -	0.14 - 1.5 / 26 - 14 // 0.14 - 1.5 / 26 - 14	0.14 - 1.5 / 26 - 14 // 0.14 - 1.5 / 26 - 14	0.14 - 1.5 / 26 - 14 // 0.14 - 1.5 / 26 - 14		
Stranded with ferrule without/with plastic sleeve			[mm ²] / -	0.14 - 1.5 / 0.14 - 1	0.14 - 1.5 / 0.14 - 1	0.14 - 1.5 / 0.14 - 1		
Can be plugged in directly: with ferrule / solid			[mm ²]	0.34 - 1.5 / 0.25 - 1.5	0.34 - 1.5 / 0.25 - 1.5	0.34 - 1.5 / 0.25 - 1.5		


... MTD = Feed-through terminal block with the same shape



Type	Order No.	Gray Gray Blue	PTC 2,5-MT PTC 2,5-MT-MTD PTC 2,5-MT-MTD BU	3270079 3270106 3270109	PTC 2,5-TWIN-MT PTC 2,5-TWIN-MTD PTC 2,5-TWIN-MTD BU	3270082 3270110 3270111	PTC 2,5-QUATTRO-MT	3270085
Width / Length / Height			[mm]	5.2 / 56 / 36.5	5.2 / 67.8 / 36.5	5.2 / 79.6 / 36.5		
Current / Voltage // UL			[A] / [V]	20 / 400 // -	20 / 400 // -	20 / 400 // -		
Solid / AWG // Stranded / AWG			[mm ²] / -	0.14 - 4 / 26 - 12 // 0.14 - 2.5 / 26 - 14	0.14 - 4 / 26 - 12 // 0.14 - 2.5 / 26 - 14	0.14 - 4 / 26 - 12 // 0.14 - 2.5 / 26 - 14		
Stranded with ferrule without/with plastic sleeve			[mm ²] / -	0.14 - 2.5	0.14 - 2.5	0.14 - 2.5		
Can be plugged in directly: with ferrule / solid			[mm ²]	0.34 - 2.5 / 0.34 - 4	0.34 - 2.5 / 0.34 - 4	0.34 - 2.5 / 0.34 - 4		















Type	Order No.	Gray Blue	PT 2,5-MT PT 2,5-MT BU	3210156 3211650	PT 2,5-TWIN-MT PT 2,5-TWIN-MT BU	3210169 3211663	PT 2,5-QUATTRO-MT PT 2,5-QUATTRO-MT BU	3210172 3211676
Width / Length / Height			[mm]	5.2 / 62 / 36.5	5.2 / 74 / 36.5	5.2 / 84 / 36.5		
Current / Voltage // UL			[A] / [V]	20 / 400 // 20 / 300	20 / 400 // 20 / 300	20 / 400 // 20 / 300		
Solid / AWG // Stranded / AWG			[mm ²] / -	0.14 - 4 / 26 - 12 // 0.14 - 2.5 / 26 - 14	0.14 - 4 / 26 - 12 // 0.14 - 2.5 / 26 - 14	0.14 - 4 / 26 - 12 // 0.14 - 2.5 / 26 - 14		
Stranded with ferrule without/with plastic sleeve			[mm ²] / -	0.14 - 2.5	0.14 - 2.5	0.14 - 2.5		
Can be plugged in directly: with ferrule / solid			[mm ²]	0.34 - 2.5 / 0.34 - 4	0.34 - 2.5 / 0.34 - 4	0.34 - 2.5 / 0.34 - 4		



Type	Order No.	Gray Blue	PT 2,5-MTB PT 2,5-MTB BU	3210157 3210163	PT 2,5-TWIN-MTB PT 2,5-TWIN-MTB BU	3210170 3210177	PT 2,5-QUATTRO-MTB PT 2,5-QUATTRO-MTB BU	3210184 3210191
Width / Length / Height			[mm]	5.2 / 70.1 / 36.7	5.2 / 81.9 / 36.7	5.2 / 92.2 / 36.7		
Current / Voltage // UL			[A] / [V]	16 / 400 // 16 / 600	16 / 400 // 16 / 600	16 / 400 // 16 / 600		
Solid / AWG // Stranded / AWG			[mm ²] / -	0.14 - 4 / 26 - 12 // 0.14 - 2.5 / 26 - 14	0.14 - 4 / 26 - 12 // 0.14 - 2.5 / 26 - 14	0.14 - 4 / 26 - 12 // 0.14 - 2.5 / 26 - 14		
Stranded with ferrule without/with plastic sleeve			[mm ²] / -	0.14 - 2.5	0.14 - 2.5	0.14 - 2.5		
Can be plugged in directly: with ferrule / solid			[mm ²]	0.34 - 2.5 / 0.34 - 4	0.34 - 2.5 / 0.34 - 4	0.34 - 2.5 / 0.34 - 4		

Knife disconnect terminal blocks


... MTD = Feed-through terminal block with the same shape

					
Type	Order No.	Gray Gray	PT 4-MT 3211933	PTU 4-MT PTU 4-MTD 3209538 3209539	PTU 4-MT-P PTU 4-MTD-P 3209532 3209540
Width / Length / Height		[mm]	6.2 / 56 / 36.5	6.2 / 71 / 42.8	6.2 / 71 / 42.8
Current / Voltage // UL		[A] / [V]	20 / 400 // 20 / 300	20 / 400 // -	20 / 400 // -
Solid / AWG // Stranded / AWG		[mm ²] / -	0.2 - 6 / 24 - 10 // 0.2 - 4 / 24 - 12	0.2 - 6 / 24 - 10 // 0.2 - 4 / 24 - 12	0.2 - 6 / 24 - 10 // 0.2 - 4 / 24 - 12
Stranded with ferrule without/with plastic sleeve		[mm ²]	0.25 - 4	0.25 - 4	0.25 - 4
Can be plugged in directly: with ferrule / solid		[mm ²]	0.5 - 4 / 0.5 - 6	0.5 - 4 / 0.5 - 6	0.5 - 4 / 0.5 - 6
					
Type	Order No.	Gray Blue	PTT 1,5/S-LMT PTT 1,5/S-LMT BU 3210341 3210342	PTT 1,5/S-2MT PTT 1,5/S-2MT BU 3210351 3210352	PTT 1,5/S-2L PTT 1,5/S-2L BU 3210356 3210357
Width / Length / Height		[mm]	3.5 / 86 / 42.6	3.5 / 86 / 42.6	3.5 / 86 / 42.6
Current / Voltage // UL		[A] / [V]	9 / 400 // 10 / 300	9 / 400 // 10 / 300	9 / 400 // 10 / 300
Solid / AWG // Stranded / AWG		[mm ²] / -	0.14 - 1.5 / 26 - 14 // 0.14 - 1.5 / 26 - 14	0.14 - 1.5 / 26 - 14 // 0.14 - 1.5 / 26 - 14	0.14 - 1.5 / 26 - 14 // 0.14 - 1.5 / 26 - 14
Stranded with ferrule without/with plastic sleeve		[mm ²]	0.14 - 1.5 / 0.14 - 1	0.14 - 1.5 / 0.14 - 1	0.14 - 1.5 / 0.14 - 1
Can be plugged in directly: with ferrule / solid		[mm ²]	0.34 - 1.5 / 0.25 - 1.5	0.34 - 1.5 / 0.25 - 1.5	0.34 - 1.5 / 0.25 - 1.5
					
Type	Order No.	Gray Blue Gray Blue	PTT 2,5-L/MT PTT 2,5-L/MT BU PTT 2,5-2L PTT 2,5-2L BU 3210251 3210257 3210267 3210268	PTT 2,5-2MT PTT 2,5-2MT BU PTT 2,5-2L PTT 2,5-2L BU 3210258 3210265 3210267 3210268	PTTBS 2,5-2MTB PTTBS 2,5-2MTB BU 3210400 3210401
Width / Length / Height		[mm]	5.2 / 92.4 / 47.4	5.2 / 92.4 / 47.4	5.2 / 127.5 / 64.3
Current / Voltage // UL		[A] / [V]	20 / 400 // 16 / 300	16 / 400 // 16 / 300	16 / 400 // 16 / 300
Solid / AWG // Stranded / AWG		[mm ²] / -	0.14 - 4 / 26 - 12 // 0.14 - 2.5 / 26 - 14	0.14 - 4 / 26 - 12 // 0.14 - 2.5 / 26 - 14	0.14 - 4 / 26 - 12 // 0.14 - 2.5 / 26 - 14
Stranded with ferrule without/with plastic sleeve		[mm ²]	0.14 - 2.5	0.14 - 2.5	0.14 - 2.5
Can be plugged in directly: with ferrule / solid		[mm ²]	0.34 - 2.5 / 0.34 - 4	0.34 - 2.5 / 0.34 - 4	0.34 - 2.5 / 0.34 - 4
') 16 A disconnect level					
Type	Order No.	Gray White	PTI 2,5-L/LTB 3213958	PTI 2,5-PE/L/LTB 3213957	S-MT 3247954
Width / Length / Height		[mm]	5.2 / 101 / 50.5	5.2 / 101 / 50.5	
Current / Voltage // UL		[A] / [V]	24 ¹⁾ / 400 // -	24 ¹⁾ / 400 // 20 / 300	
Solid / AWG // Stranded / AWG		[mm ²] / -	0.14 - 4 / 26 - 12 // 0.14 - 4 / 26 - 12	0.14 - 4 / 26 - 12 // 0.14 - 4 / 26 - 12	
Stranded with ferrule without/with plastic sleeve		[mm ²]	0.14 - 2.5	0.14 - 2.5	
Can be plugged in directly: with ferrule / solid		[mm ²]	0.34 - 2.5 / 0.34 - 4	0.34 - 2.5 / 0.34 - 4	


Three-dimensional jumpering – PT four-level terminal blocks with push-in connection

The PT 2,5-4L... four-level terminal blocks allow you to jumper signals in your controllers and system sections using minimal space.

Based on the different jumper options in a terminal strip as well as the jumpering options in the freely configurable 4-pos. plugs, this terminal system allows extremely compact, three-dimensional signal distributors to be constructed.



The four-level terminal blocks are equipped with two slots and increase system modularity by adding a further jumpering level. They enable the use of jumper plugs for free assembly that can be used for horizontal, vertical, and diagonal signal wiring.



The plug-in vertical bridge FBS-PV PT 2,5-4L enables potential to be distributed easily between the levels of a terminal block. One function shaft is available for the cross connection of the potentials for each level.




The jumper plug accessories feature a modular design and can be assembled tailored to the application. Screwless flange covers and corresponding flange terminal blocks have been implemented for additional fixing of the jumper and field plugs.

Four-level terminal blocks

								
Type	Order No.	Gray	PT 2,5-4L/1P	3012300	PT 2,5-4L/2P	3012310	PT 2,5-PE/3L/2P	3012316
Width / Length / Height	[mm]		5.2 / 105.6 / 59		5.2 / 125 / 59		5.2 / 125 / 59	
Current / Voltage // UL	[A] / [V]		10 / 250 // -		10 / 250 // -		10 / 250 // -	
Solid / AWG // Stranded / AWG	[mm ²] / -		0.14 - 4 / 26 - 12 // 0.14 - 2.5 / 26 - 14		0.14 - 4 / 26 - 12 // 0.14 - 2.5 / 26 - 14		0.14 - 4 / 26 - 12 // 0.14 - 2.5 / 26 - 14	
Stranded with ferrule without/with plastic sleeve	[mm ²]		0.14 - 2.5		0.14 - 2.5		0.14 - 2.5	
Can be plugged in directly: with ferrule / solid	[mm ²]		0.34 - 2.5 / 0.34 - 4		0.34 - 2.5 / 0.34 - 4		0.34 - 2.5 / 0.34 - 4	
								
Type	Order No.	Gray	CP-H 2,5-4L	3012313	CP-H 2,5-4L	3012313	CP-H 2,5-4L-PE	3012323
		Gray	CP-H 2,5-4L-Z	3012314	CP-H 2,5-4L-Z	3012314	CP-H 2,5-4L-Z-PE	3012324
		Gray						
		Gray						
Width / Length / Height	[mm]		5.2 / 31.6 / 31.7		5.2 / 31.6 / 31.7		5.2 / 31.6 / 31.7	
Current / Voltage	[A] / [V]							
Solid / AWG // Stranded / AWG	[mm ²] / -							
Stranded with ferrule without/with plastic sleeve	[mm ²]							
Can be plugged in directly: with ferrule / solid	[mm ²]							

Four-level terminal block accessories

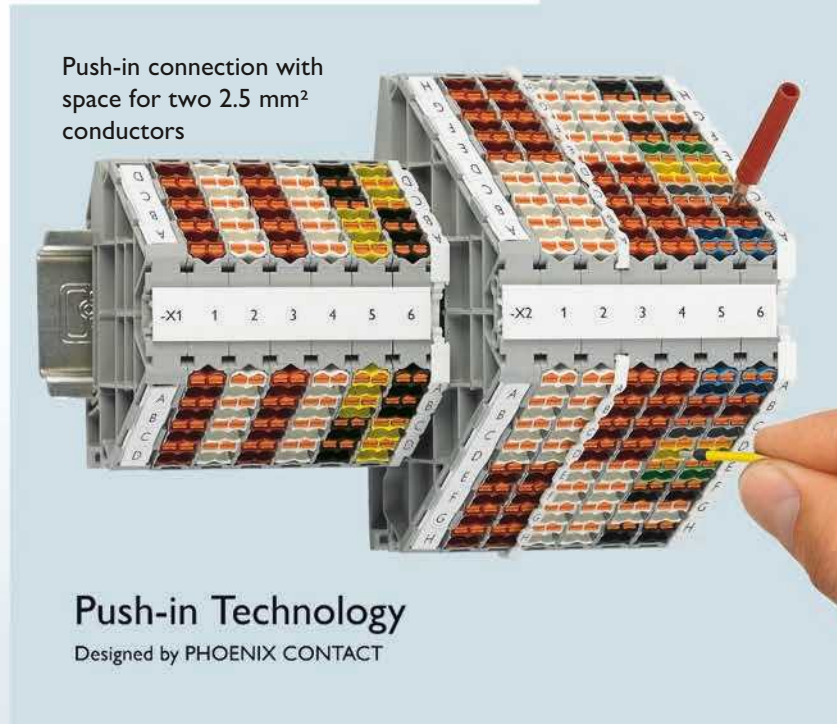


- ① CP-H 2,5-4L-Z 4-pos. plug with securing pin, Order No. 3012314
- ② DP-CP-H 2,5-4L spacer plate, Order No. 3012319
- ③ CP-H 2,5-4L 4-pos. plug, Order No. 3012313
- ④ D-CP-H 2,5-4L cover profile carrier, Order No. 3012320
- ⑤ DFS-CP-H 2,5-4L cover profile carrier with self-locking flange cover, Order No. 3012317
- ⑥ DFS-CP 2,5-4L self-locking flange cover, Order No. 3012321
- ⑦ AP-CP-H cover profile, Order No. 3012315
- ⑧ FBS-PV PT 2,5-4L vertical potential bridge, Order No. 3012318
- ⑨ PT 2,5-4L/1P-FS self-locking flange for one slot, Order No. 3012302
PT 2,5-4L/2P-FS self-locking flange for two slots, Order No. 3012312
- ⑩ Crimp contact, Order No. 3190438 and 3190506

Simple, reliable and intuitive marshalling – PTRV marshalling terminals with push-in connection

Jumper sensors and actuators easily and clearly with a compact solution. The configurable color coding ensures quick orientation and secure wiring. Large individually insertable label carriers enable matrix identification and provide the best possible overview in a control cabinet.

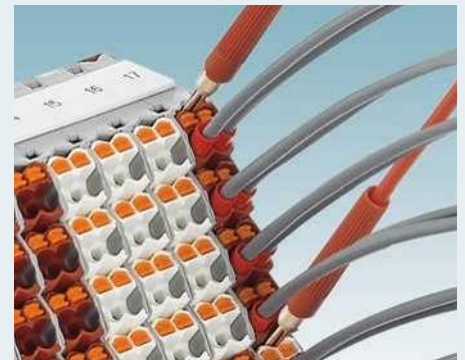
Potential distributors of the same shape and a comprehensive range of accessories complete the product line.



Maximize your signal density using the only design of its kind on the market for compact marshalling terminals. Optional cabling duct combs also reduce expenses and space requirements.












Wire by color: Freely configurable color assignment for conductors and terminal assignment points enable reliable and intuitive installation. Configure the right marshalling terminal for your needs from eleven available colors.





The easily accessible 2.3 mm test connection points are centered between connection points. This lets you conveniently check the marshalling terminals at any level.

Marshalling terminals and potential distributors

<p>.../WH = Levels white .../RD = Levels red ...BU/BU = Levels blue ...BU/WH = Levels white ...BU/RD = Levels red .../BK = Levels black ...BU/RK = Levels black .../YEBK = Top 2 levels yellow, bottom 2 levels black .../BKYE = Top 2 levels black, bottom 2 levels yellow PTRVB 4-FI with a 4 mm² connection chamber</p>					
Type	Order No.	Gray Gray Blue Blue Blue Gray Gray Blue Gray Gray	PTRV 4 /WH PTRV 4 /RD PTRV 4 BU/BU PTRV 4 BU/WH PTRV 4 BU/RD	3270115 3270121 3270118 3270119 3270120	Bridgeable ¹⁾
Width / Length / Height	[mm]	8.3 / 64 / 55.5		8.3 / 64 / 55.5	8.3 / 64 / 55.5
Current / Voltage // UL	[A] / [V]	10 / 250 // -		17.5 / 250 // -	17.5 / 250 // -
Solid / AWG // Stranded / AWG	[mm ²] / -	0.14 - 2.5 / 26 - 12 // 0.14 - 2.5 / 26 - 14		0.14 - 2.5 / 26 - 12 // 0.14 - 2.5 / 26 - 14	0.14 - 2.5 / 26 - 12 // 0.14 - 2.5 / 26 - 14
Stranded with ferrule without/with plastic sleeve	[mm ²] / -	0.14 - 2.5 / 0.14 - 1.5		0.14 - 2.5 / 0.14 - 1.5	0.14 - 2.5 / 0.14 - 1.5
Can be plugged in directly: with ferrule / solid	[mm ²]	0.34 - 2.5		0.34 - 2.5	0.34 - 2.5
<p>.../WHRD = Top 4 levels white, bottom 4 levels red .../RDWH = Top 4 levels red, bottom 4 levels white ...BU/BU = Levels blue ...BU/WHRD = Top 4 levels white, bottom 4 levels red ...BU/RDWH = Top 4 levels red, bottom 4 levels white .../BK = Levels black ...BU/BK = Levels black .../BKYE = Top 4 levels black, bottom 4 levels yellow .../YEBK = Top 4 levels yellow, bottom 4 levels black</p>					
Type	Order No.	Gray Gray Blue Blue Blue Gray Gray Blue Gray Gray	PTRV 8 /WHRD PTRV 8 /RDWH PTRV 8 BU/BU PTRV 8 BU/WHRD PTRV 8 BU/RDWH	3270133 3270137 3270136 3270134 3270135	Bridgeable ¹⁾
Width / Length / Height	[mm]	8.3 / 100 / 55.5		8.3 / 100 / 55.5	8.3 / 100 / 55.5
Current / Voltage // UL	[A] / [V]	8 / 250 // -		17.5 / 250 // -	17.5 / 250 // -
Solid / AWG // Stranded / AWG	[mm ²] / -	0.14 - 2.5 / 26 - 12 // 0.14 - 2.5 / 26 - 14		0.14 - 2.5 / 26 - 12 // 0.14 - 2.5 / 26 - 14	0.14 - 2.5 / 26 - 12 // 0.14 - 2.5 / 26 - 14
Stranded with ferrule without/with plastic sleeve	[mm ²] / -	0.14 - 2.5 / 0.14 - 1.5		0.14 - 2.5 / 0.14 - 1.5	0.14 - 2.5 / 0.14 - 1.5
Can be plugged in directly: with ferrule / solid	[mm ²]	0.34 - 2.5		0.34 - 2.5	0.34 - 2.5
<p>Marker carrier and cover ... A-D printed from A to D ... 1-4 printed from 1 to 4 ... A-H printed from A to H ... 1-8 printed from 1 to 8</p>					
Type	Order No.	White White White/Unprinted White White White/Unprinted	DP-PTRV 4 DP-PTRV 8	3270163 3270154	Center groove labeling ZB 8,3:UNBRDRUCKT 0803444 ZB 8,3,LGS:FORTL.ZAHLEN 0803445 ZB 8,3,QR:FORTL.ZAHLEN 0803446
...LG = Labelled lengthwise from 1-8 or A-H			Visit us online to view suitable marking material		
...QR = Labelled crosswise from 1-8 or A-H			ZBF 6/9,2 S8;LGS:1-8 ZBF 6/9,2 S8;LGS:A-H ZBF 6/9,2 S8;QR:1-8 ZBF 6/9,2 S8;QR:A-H ZBF 6/9,2 S8;LGS:UNBEDRUCKT		

¹⁾ Can be bridged with FBST 500 PLC RD continuous bridge, Order No.: 2966786

Freely configurable marshalling terminals, see ordering example

Options for color configuration:					
<p>.../COL-RD = Left color can be configured, right red .../COL-WH = Left color can be configured, right white .../RD-COL = Left red, right color can be configured .../WH-COL = Left white, red color can be configured .../COL-COL = Left and right colors can be configured (one color per level)</p>					
Type	Order No.	Gray	PTRV 4 /COL-RD	3001754	
		Gray	PTRV 4 /COL-WH	3001871	
		Gray	PTRV 4 /RD-COL	3001872	
		Gray	PTRV 4 /WH-COL	3001874	
		Gray	PTRV 4 /COL-COL	3001875	
Width / Length / Height		[mm]	8.3 / 64 / 55.5		
Current / Voltage // UL		[A] / [V]	10 / 250 // -		
Solid / AWG // Stranded / AWG		[mm ²] / -	0.14 - 2.5 / 26 - 12 // 0.14 - 2.5 / 26 - 14		
Stranded with ferrule without/with plastic sleeve		[mm ²]	0.14 - 2.5 / 0.14 - 1.5		
Can be plugged in directly: with ferrule / solid		[mm ²]	0.34 - 2.5		
Options for color configuration:					
<p>.../COL-RDWH = Left color can be configured; right top for 4 levels red, bottom 4 levels white .../COL-WHRD = Left color can be configured; right top 4 levels white, bottom 4 levels red .../RDWH-COL = Left top 4 levels red, bottom 4 levels white; right color can be configured .../WHRD-COL = Left top 4 levels white, bottom 4 levels red; right color can be configured .../COL-COL = Left and right color can be configured (one color per level)</p>					
Type	Order No.	Gray	PTRV 8 /COL-RDWH	3001851	
		Gray	PTRV 8 /COL-WHRD	3001876	
		Gray	PTRV 8 /RDWH-COL	3001877	
		Gray	PTRV 8 /WHRD-COL	3001878	
		Gray	PTRV 8 /COL-COL	3001879	
Width / Length / Height		[mm]	8.3 / 100 / 87.5		
Current / Voltage // UL		[A] / [V]	8 / 250 // -		
Solid / AWG // Stranded / AWG		[mm ²] / -	0.14 - 2.5 / 26 - 12 // 0.14 - 2.5 / 26 - 14		
Stranded with ferrule without/with plastic sleeve		[mm ²]	0.14 - 2.5 / 0.14 - 1.5		
Can be plugged in directly: with ferrule / solid		[mm ²]	0.34 - 2.5		

Ordering example: Configurable marshalling terminals

Ordering example:

An 8-level marshalling terminal is to have the following configuration in accordance with DIN VDE 0815:

The right side is marked red in the upper levels 1 - 4, and the lower levels 5 - 8 are marked white. Please select order number 3001851 from the configurable items. The levels on the left side should be colored.

Level 1: blue
 Level 2: red
 Level 3: gray
 Level 4: yellow
 Level 5: green
 Level 6: brown
 Level 7: white
 Level 8: black

Specify the color sequence when ordering, as illustrated below in the ordering example.

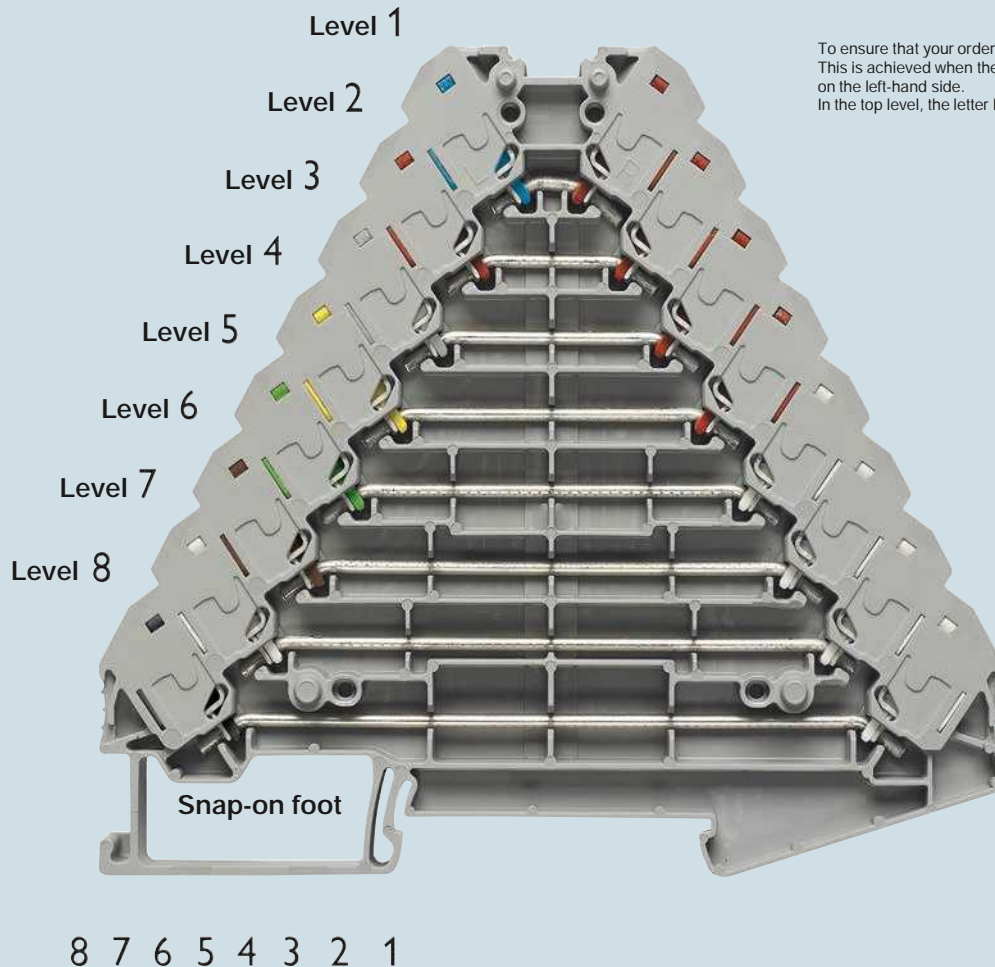
Available colors:

BU	Blue
RD	Red
GY	Gray
YE	Yellow
GN	Green
BN	Brown
WH	White
BK	Black
VT	Violet
OG	Orange
PK	Pink



The order data for this order example is therefore:

Order No.	Level 1	Level 2	Level 3	Level 4	Level 5	Level 6	Level 7	Level 8
3001851	BU	RD	GY	YE	GN	BN	WH	BK




To ensure that your order is correct, you need a defined view. This is achieved when the snap-on foot in the top view is located on the left-hand side. In the top level, the letter L is visible.




Simple, reliable and intuitive marshalling – PTMC marshalling patchboard with push-in connection

Due to its design, the PTMC marshalling patchboard provides you with the highest signal density during marshalling in automation applications. The modular structure, accurate to the number of poles and with colored matrix elements, ensures space-saving, clearly arranged and error-free wiring.


Adapters are available for rack mounting as an alternative to DIN rail mounting.



The patchboard's marshalling system features a modular design and the positions can be configured specifically tailored to the application. The elements snap into place easily and securely, creating an extremely stable patchboard construction resistant to warping in its blocked form.



Up to 20% higher signal density compared to 19 inch variants available on the market thanks to its compact design.



Wire by color: Freely configurable color assignment for conductors and terminal points enables reliable and intuitive installation. Configure the right marshalling patchboard from eleven available colors.

Marshalling patchboards, for self-assembly



Type	Order No.	Color	Model	Order No.	Model	Order No.
		Gray	PTMC 1,5-2 /GY	3270302	PTMC 1,5-3 /GY	3270300
		White	PTMC 1,5-2 /WH	3270303	PTMC 1,5-3 /WH	3270301
		Blue	PTMC 1,5-2 /BU	3270430	PTMC 1,5-3 /BU	3270420
		Red	PTMC 1,5-2 /RD	3270431	PTMC 1,5-3 /RD	3270421
		Green	PTMC 1,5-2 /GN	3270432	PTMC 1,5-3 /GN	3270422
		Brown	PTMC 1,5-2 /BN	3270433	PTMC 1,5-3 /BN	3270423
		Black	PTMC 1,5-2 /BK	3270434	PTMC 1,5-3 /BK	3270424
		Violet	PTMC 1,5-2 /VT	3270435	PTMC 1,5-3 /VT	3270425
		Orange	PTMC 1,5-2 /OG	3270436	PTMC 1,5-3 /OG	3270426
		Yellow	PTMC 1,5-2 /YE	3270437	PTMC 1,5-3 /YE	3270427
		Pink	PTMC 1,5-2 /PK	3270438	PTMC 1,5-3 /PK	3270428
Width / Length / Height		[mm]	11 / 12,2 / 30		11 / 12,2 / 30	
Current / Voltage // UL		[A] / [V]	17.5 / 500 // -		17.5 / 500 // -	
Solid / AWG // Stranded / AWG		[mm ²] / -	0.14 - 2.5 / 26 - 12 // 0.14 - 1.5 / 26 - 12		0.14 - 2.5 / 26 - 12 // 0.14 - 1.5 / 26 - 12	
Stranded with ferrule without/with plastic sleeve		[mm ²] / -	0.14 - 1.5 / 0.14 - 1.5		0.14 - 1.5 / 0.14 - 1.5	
Can be plugged in directly: with ferrule / solid		[mm ²]	0.34 - 2.5		0.34 - 2.5	

Cover flange for direct mounting and marker adapter



Type	Order No.	Color	Model	Order No.	Model	Order No.
		Gray	DF-PTMC-O	3270400	DF-PTMC-U	3270401
			Top		Bottom	Marker carrier

Adapter for DIN rail mounting



Type	Order No.	Color	Model	Order No.	Model	Order No.
		Gray	DF-PTMC-NS	3270403	DF-PTMC-ZB	3270410
			DIN rail adapter		Marker carrier	


Marshalling patchboards, pre-assembled with four connections per element

Type	Order No.	Gray Blue	PTMC 1,5/32-2 PTMC 1,5/32-2 BU	3270314 3270315	PTMC 1,5/48-2 PTMC 1,5/48-2 BU	3270322 3270323	PTMC 1,5/80-2 PTMC 1,5/80-2 BU	3270329 3270330
Width / Length / Height		[mm]	44 / 73.2 / 30		66 / 73.2 / 30		110 / 73.2 / 30	
Current / Voltage // UL		[A] / [V]	17.5 / 500 // -		17.5 / 500 // -		17.5 / 500 // -	
Solid / AWG // Stranded / AWG		[mm ²] / -	0.14 - 2.5 / 26 - 12 // 0.14 - 1.5 / 26 - 12		0.14 - 2.5 / 26 - 12 // 0.14 - 1.5 / 26 - 12		0.14 - 2.5 / 26 - 12 // 0.14 - 1.5 / 26 - 12	
Stranded with ferrule without/with plastic sleeve		[mm ²]	0.14 - 1.5 / 0.14 - 1.5		0.14 - 1.5 / 0.14 - 1.5		0.14 - 1.5 / 0.14 - 1.5	
Can be plugged in directly: with ferrule / solid		[mm ²]	0.34 - 2.5		0.34 - 2.5		0.34 - 2.5	




Marshalling patchboards, pre-assembled with six connections per element

Type	Order No.	Gray Blue	PTMC 1,5/32-3 PTMC 1,5/32-3 BU	3270310 3270312	PTMC 1,5/48-3 PTMC 1,5/48-3 BU	3270318 3270320	PTMC 1,5/80-3 PTMC 1,5/80-3 BU	3270324 3270326
Width / Length / Height		[mm]	44 / 102 / 30		66 / 102 / 30		110 / 102 / 30	
Current / Voltage // UL		[A] / [V]	17.5 / 500 // -		17.5 / 500 // -		17.5 / 500 // -	
Solid / AWG // Stranded / AWG		[mm ²] / -	0.14 - 2.5 / 26 - 12 // 0.14 - 1.5 / 26 - 12		0.14 - 2.5 / 26 - 12 // 0.14 - 1.5 / 26 - 12		0.14 - 2.5 / 26 - 12 // 0.14 - 1.5 / 26 - 12	
Stranded with ferrule without/with plastic sleeve		[mm ²]	0.14 - 1.5 / 0.14 - 1.5		0.14 - 1.5 / 0.14 - 1.5		0.14 - 1.5 / 0.14 - 1.5	
Can be plugged in directly: with ferrule / solid		[mm ²]	0.34 - 2.5		0.34 - 2.5		0.34 - 2.5	



Marshalling patchboards, pre-assembled for 19 inch rack, four connections per element

				
Type	Order No.	Gray Blue	PTMC 1,5/32-2H 19Z PTMC 1,5/32-2H /BU 19Z	3270316 3270317
Width / Length / Height		[mm]	34.4 / 111 / 30	
Current / Voltage // UL		[A] / [V]	17.5 / 500 // -	
Solid / AWG // Stranded / AWG		[mm ²] / -	0.14 - 2.5 / 26 - 12 // 0.14 - 1.5 / 26 - 12	
Stranded with ferrule without/with plastic sleeve		[mm ²]	0.14 - 1.5 / 0.14 - 1.5	
Can be plugged in directly: with ferrule / solid		[mm ²]	0.34 - 2.5	



Marshalling patchboards, pre-assembled for 19 inch rack, six connections per element

							
Type	Order No.	Gray Blue	PTMC 1,5/32-3 19Z PTMC 1,5/32-3 /BU 19Z	3270311 3270313	PTMC 1,5/48-3 19Z PTMC 1,5/48-3 /BU 19Z	3270319 3270321	PTMC 1,5/80-3 19Z PTMC 1,5/80-3 /BU 19Z
Width / Length / Height		[mm]	44 / 111 / 30	66 / 111 / 30	110 / 111 / 30		
Current / Voltage // UL		[A] / [V]	17.5 / 500 // -	17.5 / 500 // -	17.5 / 500 // -		
Solid / AWG // Stranded / AWG		[mm ²] / -	0.14 - 2.5 / 26 - 12 // 0.14 - 1.5 / 26 - 12	0.14 - 2.5 / 26 - 12 // 0.14 - 1.5 / 26 - 12	0.14 - 2.5 / 26 - 12 // 0.14 - 1.5 / 26 - 12		
Stranded with ferrule without/with plastic sleeve		[mm ²]	0.14 - 1.5 / 0.14 - 1.5	0.14 - 1.5 / 0.14 - 1.5	0.14 - 1.5 / 0.14 - 1.5		
Can be plugged in directly: with ferrule / solid		[mm ²]	0.34 - 2.5	0.34 - 2.5	0.34 - 2.5		

Marshalling patchboards for free assembly for direct mounting

						
Type	Order No.	Gray	PTMC 1,5/1-2-DF PTMC 1,5/2-2-DF PTMC 1,5/3-2-DF PTMC 1,5/4-2-DF PTMC 1,5/5-2-DF PTMC 1,5/6-2-DF PTMC 1,5/7-2-DF PTMC 1,5/8-2-DF	3001937 3001940 3001942 3001943 3001944 3001945 3001946 3001947	PTMC 1,5/1-3-DF PTMC 1,5/2-3-DF PTMC 1,5/3-3-DF PTMC 1,5/4-3-DF PTMC 1,5/5-3-DF PTMC 1,5/6-3-DF PTMC 1,5/7-3-DF PTMC 1,5/8-3-DF	3001929 3001930 3001931 3001932 3001933 3001934 3001935 3001936
Width / Length / Height		[mm]	- / 30 / -	- / 30 / -		
Current / Voltage // UL		[A] / [V]	10 / 500 // -	10 / 500 // -		
Solid / AWG // Stranded / AWG		[mm ²] / -	0.14 - 2.5 / 26 - 12 // 0.14 - 1.5 / 26 - 12	0.14 - 2.5 / 26 - 12 // 0.14 - 1.5 / 26 - 12		
Stranded with ferrule without/with plastic sleeve		[mm ²]	0.14 - 1.5 / 0.14 - 1.5	0.14 - 1.5 / 0.14 - 1.5		
Can be plugged in directly: with ferrule / solid		[mm ²]	0.34 - 2.5	0.34 - 2.5		

Marshalling patchboards for free assembly for DIN rail mounting

						
Type	Order No.	Gray	PTMC 1,5/1-2-NS PTMC 1,5/2-2-NS PTMC 1,5/3-2-NS PTMC 1,5/4-2-NS PTMC 1,5/5-2-NS PTMC 1,5/6-2-NS PTMC 1,5/7-2-NS PTMC 1,5/8-2-NS	3001915 3001916 3001917 3001918 3001919 3001920 3001921 3001922	PTMC 1,5/1-3-NS PTMC 1,5/2-3-NS PTMC 1,5/3-3-NS PTMC 1,5/4-3-NS PTMC 1,5/5-3-NS PTMC 1,5/6-3-NS PTMC 1,5/7-3-NS PTMC 1,5/8-3-NS	3001905 3001906 3001907 3001908 3001910 3001911 3001913 3001914
Width / Length / Height		[mm]	- / 63 / 22.6	- / 63 / 22.6		
Current / Voltage // UL		[A] / [V]	10 / 500 // -	10 / 500 // -		
Solid / AWG // Stranded / AWG		[mm ²] / -	0.14 - 2.5 / 26 - 12 // 0.14 - 1.5 / 26 - 12	0.14 - 2.5 / 26 - 12 // 0.14 - 1.5 / 26 - 12		
Stranded with ferrule without/with plastic sleeve		[mm ²]	0.14 - 1.5 / 0.14 - 1.5	0.14 - 1.5 / 0.14 - 1.5		
Can be plugged in directly: with ferrule / solid		[mm ²]	0.34 - 2.5	0.34 - 2.5		

Ordering example: configurable marshalling patchboard

Ordering example:

A marshalling patchboard should be configured as follows:

Actuation lever, screw fixing of marshalling patchboard. three connections per individual element.

Four rows in the X direction and ten columns in the Y direction.

Please select order number 3001932 from the configurable items.
In the order designation, the 4 means -> four rows in the X direction
In the order designation, the 3 means -> three connections

Row 1: blue
Row 2: red
Row 3: gray
Row 4: yellow

Only rows of the same color are viable in the X direction.


Please state the number of columns when ordering.

A minimum of 2 columns and a maximum of 20 columns can be ordered.

Please order marker adapter, DF-PTMC-ZB Order No. 3270410, as an accessory.

Available colors:

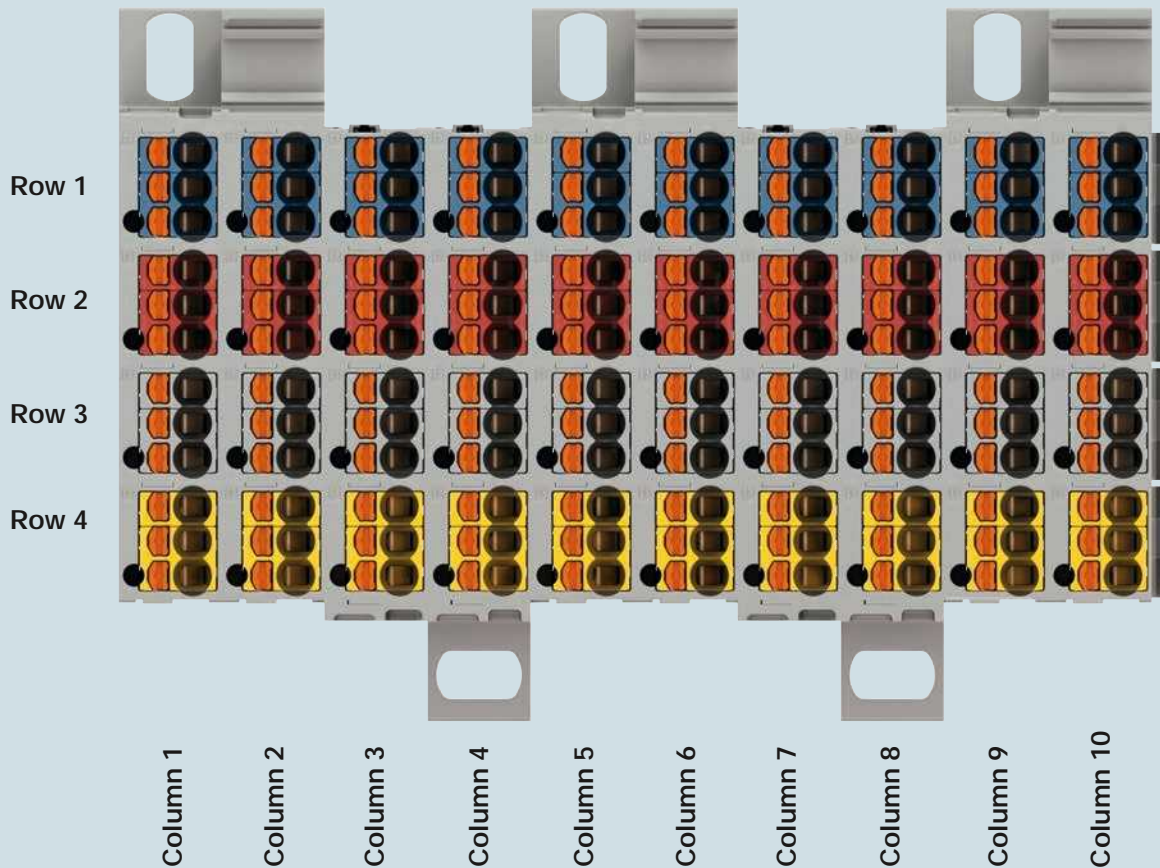
BU	Blue
RD	Red
GY	Gray
YE	Yellow
GN	Green
BN	Brown
WH	White
BK	Black
VT	Violet
OG	Orange
PK	Pink



The order data for this order example is therefore:

Order No.	Columns	Row 1	Row 2	Row 3	Row 4
3001932	10	BU	RD	GY	YE

Fixing material for panel or DIN rail mounting will be supplied in sufficient quantities.





Flexible for all transformer test wiring – PTME test disconnect terminal blocks

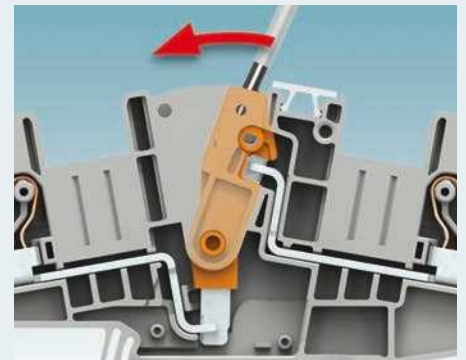
The new test disconnect terminal blocks can be used to design space-saving and modular switchgear. Feed-through and PE terminal blocks of the same shape are also available for the test disconnect terminal blocks. The patented short-circuit plug is particularly user-friendly and safe: measuring transducers are protected against damage by means of automatic short circuit.

CLIP PROJECT planning software provides support in planning your terminal strips quickly and conveniently.



The triple function shaft on both sides of the longitudinal disconnect point enables the individual placement of bridging, testing, and switching accessories. Non-adjacent jumpers allow the star point to be formed conveniently within the terminal strip, without the need for additional wire jumpers.



The plug-in current transformer disconnect terminal blocks also enable the safe plug-in wiring of current transformers. When the transformer plug is removed, a leading current transformer short circuit is automatically ensured. Additional coding accessories prevent the plug's polarity from being reversed.



The section disconnecter reliably makes contact and latches with a swiveling movement in the respective switching state. Switching symbols and optional switching locks also ensure a clear overview inside the measuring transducer terminal strip.






The plug-in current transformer short-circuit jumpers can be used individually, based on the switching task, in the terminal block function shafts.

The switching jumper disconnect element is operated with a screwdriver, which means that the switching operation is only ever activated intentionally.

The current transformer short circuit can be easily implemented using standard FBL jumpers. FBSRH versions with molded extraction tool are available as 2, 3 and 4 position.




Cover profiles and covering hoods are available as accessories. These can be mounted and sealed on measuring transducer strips as protection against external influences and tampering.

Push-in connection technology 4 mm²

					
Type	Order No.	Gray Green-yellow	PTME 4 3212139	PTMED 4 3212141	PTMED 4-PE 3212154
Width / Length / Height		[mm]	6.2 / 70.5 / 49.5	6.2 / 70.5 / 49.5	6.2 / 70.5 / 49.5
Current / Voltage // UL		[A] / [V]	24 / 500 // 26 / 300	24 / 500 // 26 / 300	- / - / -
Solid / AWG // Stranded / AWG		[mm ²] / -	0.2 - 6 / 24 - 10 // 0.2 - 4 / 24 - 12	0.2 - 6 / 24 - 10 // 0.2 - 4 / 24 - 12	0.2 - 6 / 24 - 10 // 0.2 - 4 / 24 - 12
Stranded with ferrule without/with plastic sleeve		[mm ²] / -	0.25 - 4	0.25 - 4	0.25 - 4
Can be plugged in directly: with ferrule / solid		[mm ²]	0.5 - 4 / 0.5 - 6	0.5 - 4 / 0.5 - 6	0.5 - 4 / 0.5 - 6



Push-in connection technology 6 mm²

¹⁾ Rated voltage for open disconnect point 500 V



					
Type	Order No.	Gray Gray Blue Green-yellow	PTME 6 PTME 6 HV ¹⁾ PTME 6 HV BU ¹⁾ 3212170 3035696 3035695	PTMED 6 3212183	PTMED 6-PE 3212196
Width / Length / Height		[mm]	8.2 / 100.8 / 49.6	8.2 / 100.8 / 49.6	8.2 / 100.8 / 49.6
Current / Voltage // UL		[A] / [V]	30 / 500 // 30 / 600	30 / 500 // 30 / 600	- / - / -
Solid / AWG // Stranded / AWG		[mm ²] / -	0.5 - 10 / 20 - 8 // 0.5 - 6 / 20 - 10	0.5 - 10 / 20 - 8 // 0.5 - 6 / 20 - 10	0.5 - 10 / 20 - 8 // 0.5 - 6 / 20 - 10
Stranded with ferrule without/with plastic sleeve		[mm ²] / -	0.5 - 6	0.5 - 6	0.5 - 6
Can be plugged in directly: with ferrule / solid		[mm ²]	1 - 6 / 1 - 10	1 - 6 / 1 - 10	1 - 6 / 1 - 10

Hybrid terminal blocks with screw connection on one side 6 mm²




Note:
You can find wiring and testing accessories in the product area on our website at phoenixcontact.net/products

					
Type	Order No.	Gray Gray	PTU 6-T PTU 6-T-P 3209535 3209530	PTUD 6 PTUD 6-P 3209531 3209537	
Width / Length / Height		[mm]	8.2 / 73.9 / 48	8.2 / 73.9 / 48	
Current / Voltage // UL		[A] / [V]	52 / 500 // - Screw	52 / 800 // - Screw	
Solid/AWG		[mm ²] / -	0.5 - 10 / 20 - 8	0.5 - 10 / 20 - 8	
Stranded with ferrule without/with plastic sleeve		[mm ²] / -	0.5 - 6	0.5 - 6	
Can be plugged in directly: with ferrule / solid		[mm ²]	0.5 - 6 1 - 6	0.5 - 6 1 - 6	

PT-COMBI push-in connection terminal blocks 6 mm², plug-in connection

						
') Derating curve on request						
Type	Order No.	Gray	PTME 6/1P	3212306	Vertical conductor connection	
1-pos.		Gray			PP-H 6/1')	3061541
2-pos.		Gray			PP-H 6/2	3061570
3-pos.		Gray			PP-H 6/3	3061583
4-pos.		Gray			PP-H 6/4	3061596
5-pos.		Gray			PP-H 6/5	3061606
6-pos.		Gray			PP-H 6/6	3061619
7-pos.		Gray			PP-H 6/7	3061622
8-pos.		Gray			PP-H 6/8	3061635
9-pos.		Gray			PP-H 6/9	3061648
10-pos.		Gray			PP-H 6/10	3061651
1-pos.		Blue			PP-H 6/1 BU	3061554
1-pos.		Green-yellow			PP-H 6/1 GNYE	3061567
Width / Length / Height		[mm]	8.2 / 99.4 / 49.6		8.2 / 21 / 49.3	
Current / Voltage // UL		[A] / [V]	30 / 500 // 30 / 600		41 / 1000 // 40 / 600	
Solid / AWG // Stranded / AWG		[mm ²] / -	0.5 - 10 / 20 - 8 // 0.5 - 6 / 20 - 8		0.5 - 10 / 20 - 8 // 0.5 - 6 / 20 - 8	
Stranded with ferrule without/with plastic sleeve		[mm ²] / -	0.5 - 6		0.5 - 6	
Can be plugged in directly: with ferrule / solid		[mm ²]	1.0 - 10		1.0 - 10	

PT-COMBI push-in connection terminal blocks 6 mm², plug-in connection, with automatic short-circuit function

							
') Rated voltage for open disconnect point 500 V							
Type	Order No.	Gray Green-yellow Gray Gray	PTME 6-CT/1P	3212300	PTMED 6-CT/1P PTMED 6-CT/1P-PE	3212301 3212302	2-pos. and 3-pos. plugs
Width / Length / Height		[mm]	8.2 / 114.9 / 49.6		8.2 / 114.9 / 49.6		16.4 / 38.5 / 48.5
Current / Voltage // UL		[A] / [V]	30 / 500 // 30 / 600		30 / 500 // 30 / 600		20 / 320 // 30 / 600
Solid / AWG // Stranded / AWG		[mm ²] / -	0.5 - 10 / 20 - 8 // 0.5 - 6 / 20 - 8		0.5 - 10 / 20 - 8 // 0.5 - 6 / 20 - 8		0.5 - 10 / 20 - 10 // 0.5 - 6 / 20 - 10
Stranded with ferrule without/with plastic sleeve		[mm ²] / -	0.5 - 6		0.5 - 6		0.5 - 6
Can be plugged in directly: with ferrule / solid		[mm ²]	1 - 10		1 - 10		1 - 10
							PPCT 6/2 PPCT 6/3
							3212304 3212305

Accessories for plugs

								
	Coding set	Strain relief	Latching and strain relief	Locking mechanism				
PP-H 6 ...	PC	3040588	PZ/2	3040627	PRZ	3040614	PR/2	3040630
PPCT 6/2	PC-CT 6/2	3212308	PZ/2	3040627	PRZ	3040614	PR/2	3040630
PPCT 6/3	PC-CT 6/3	3212309	PZ/2	3040627	PRZ	3040614	PR/2	3040630

PTME test disconnect terminal blocks – accessories

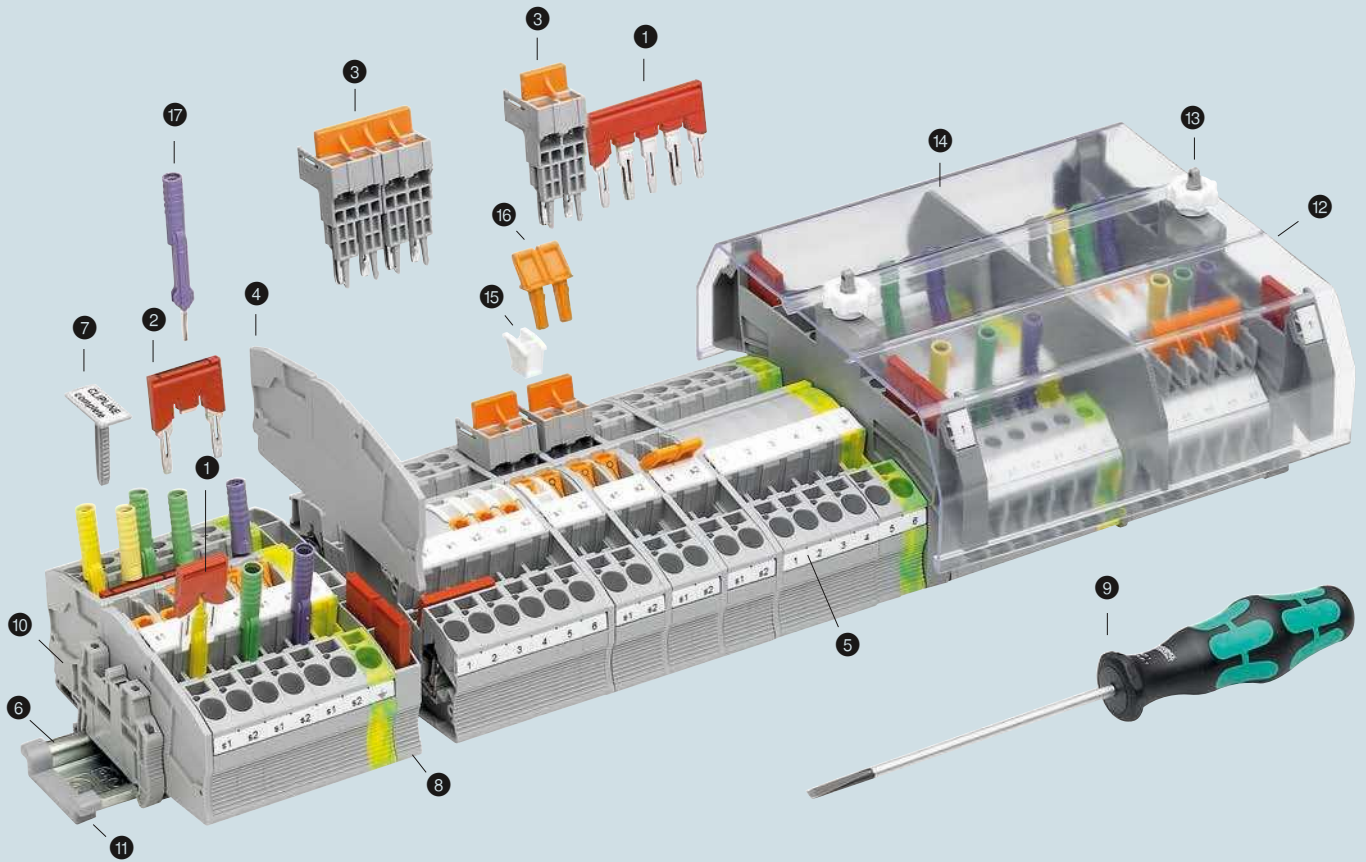
Mounting material	Type	Order No.	Mounting material	Type	Order No.
6) 35 x 7.5 mm DIN rail galvanized and thick layer passivated unperforated perforated	NS 35/7,5 UNPERF 2000 MM NS 35/7,5 PERF 2000 MM	0801681 0801733	16) Connection bridge, for connecting test dis- connect terminal blocks, for PTME 4	2-pos. C-ME 4/2 3-pos. C-ME 4/3	3035759 3035760
7) Terminal strip marker carriers, adjustable height, for CLIPFIX 35-5, can be marked with label	KLM 3-L	0814788	for PTME 6	1-pos. C-ME 6/1 2-pos. C-ME 6/2 3-pos. C-ME 6/3	3034441 3034442 3034390
8) Separating disk, with storage option for jumpers FBS ...-8	CARRIER 35-8	3034387	17) Test adapter, for PTME 6	Orange PAI-4-FIX OG Yellow PAI-4-FIX YE Green PAI-4-FIX GN Violet PAI-4-FIX VT Black PAI-4-FIX BK Blue PAI-4-FIX BU Red PAI-4-FIX RD Gray PAI-4-FIX GY Brown PAI-4-FIX BN	3034455 3032745 3032758 3032761 3032774 3032729 3032732 3032790 3032787
9) Screwdriver	SZF 2-0,8X4,0	1204520	17) Test adapter, for PTME(D) 4	Orange PAI-4-FIX-5/6 OG Yellow PAI-4-FIX-5/6 YE Green PAI-4-FIX-5/6 GN Violet PAI-4-FIX-5/6 VT Black PAI-4-FIX-5/6 BK Blue PAI-4-FIX-5/6 BU Red PAI-4-FIX-5/6 RD Gray PAI-4-FIX-5/6 GY Brown PAI-4-FIX-5/6 BN	3035974 3035977 3035978 3035979 3035980 3035975 3035976 3035982 3035981
10) Quick mounting end bracket, with parking option for FBS...-6 Width / Length / Height 5 mm / 48.5 mm / 35 mm	CLIPFIX 35-5	3022276	1) Jumpers with molded extraction tool, for PTME 6	2-pos. FBSRH 2-8 3-pos. FBSRH 3-8 4-pos. FBSRH 4-8	3033802 3033803 3033804
11) DIN rail end cap, for DIN rail NS 35/7,5 for DIN rail NS 35/15	NS 35/7,5 CAP NS 35/15 CAP	1206560 1206573			
12) Cover profile	AP-ME METER	3034361			
Covering hood ¹⁾	AH-ME	3240265			
13) End brackets, for AP-ME cover profile, sealable, with storage option for jumpers	APH-ME	3034374			
14) Holder, for AP-ME cover profile	APT-ME	3034358			
15) Switching lock, plug-in, for PTME 4	S-ME 4 S-ME 6	3035758 3034439			

1) The figure can be found in the product area on the website.

Terminal	1 Jumpers						I _{max.}	2 Pre-assembled jumpers				
	2-pos.	3-pos.	4-pos.	5-pos.	10-pos.	3-pos. Position 1 and 3		4-pos. Position 1 and 4	5-pos. Position 1 and 5	5-pos. Position 1.3 and 5	10-pos. Position 1, 4, 7 and 10	
PTME ... 4 ...	FBS 2-6 3030336	FBS 3-6 3030242	FBS 4-6 3030255	FBS 5-6 3030349	FBS 10-6 3030271	32 A	–	–	–	–	–	
PTME ... 6 ...	FBS 2-8 3030284	FBS 3-8 3030297	FBS 4-8 3030307	FBS 5-8 3030310	FBS 10-8 3030323	41 A	FBS 1/3-8 3032363	FBS 1/4-8 3032376	FBS 1/5-8 3032381	FBS 1/3/5-8 3032389	FBS 1/4/7/10-8 3032402	
PTME ... 6/1P	FBS 2-8 3030284	FBS 3-8 3030297	FBS 4-8 3030307	FBS 5-8 3030310	FBS 10-8 3030323	41 A	FBS 1/3-8 3032363	FBS 1/4-8 3032376	FBS 1/5-8 3032381	FBS 1/3/5-8 3032389	FBS 1/4/7/10-8 3032402	
PTME 6-CT/1P-PE	FBS 2-8 3030284	FBS 3-8 3030297	FBS 4-8 3030307	FBS 5-8 3030310	FBS 10-8 3030323	–	FBS 1/3-8 3032363	FBS 1/4-8 3032376	FBS 1/5-8 3032381	FBS 1/3/5-8 3032389	FBS 1/4/7/10-8 3032402	

Additional jumpers and numbers of positions can be found in main catalog 3 or the product area on our website at phoenixcontact.net/products.

PTME test disconnect terminal blocks – accessories



I_{max}	Switching jumper ²⁾			I_{max}	Cover	Marking	
	2-pos.	3-pos.	4-pos.			Center groove	Center and lateral groove
–	SB-ME 2-6 3035755	SB-ME 3-6 3035756	SB-ME 4-6 3035757	25 A	D-PTME 4 3212167	UC-TM 6 0818085	UC-TMF 6 0818140
41 A	SB-ME 2-8 3034468	SB-ME 3-8 3032800	SB-ME 4-8 3034484	30 A	D-DTME 6 3034426	UC-TM 8 0818072	UC-TMF 8 0818137
41 A	SB-ME 2-8 3034468	SB-ME 3-8 3032800	SB-ME 4-8 3034484	30 A	D-PTME 6/1P 3212307	UC-TM 8 0818072	UC-TMF 8 0818137
41 A	–	–	–	–	D-PTME 6-CT/1P 3212303	UC-TM 8 0818072	UC-TMF 8 0818137

²⁾ Additional jumpers can be found in main catalog 3 or in the product area on the website at phoenixcontact.net/products.

Safe and reliable testing – FAME test system with push-in connection

FAME 2 is the innovative test system for all measuring and testing tasks in network protection technology for medium and high-voltage switchgear. With the modular system, you can now perform manual testing automatically, safely, and more quickly.

The test system combines the switching operations of the functions current transformer, voltage transformer and signal contact in just one single block.



Variants for the control cabinet wall or DIN rail.



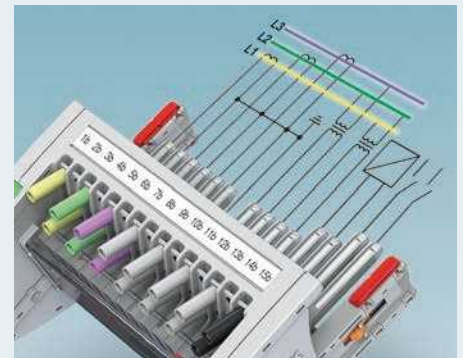
Step 1:
Plug is locked
– Transformer and signals isolated safely



Step 2:
Plug is partially unlocked
– Transformer makes contact



Step 3:
Plug is completely unlocked
– Signal lines make contact




The test plug features three different contact tab lengths. With just one switching operation, it is possible to carry out the switching sequence of the individual functions with safe chronological disconnection. The plugs can be easily configured and ordered with just a click of the mouse in the E-shop.



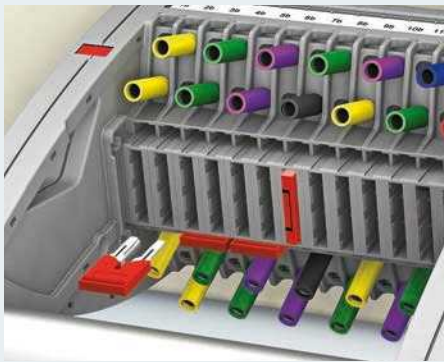
The patented wall fastening is easy to use and has a robust design.

Push-in Technology

Designed by PHOENIX CONTACT



reddot award 2014
winner industrial design



The test plug provides three function shafts. Horizontally aligned, as leading short-circuit jumper - vertically aligned as through connection in the plug. Staggered test sockets enable the use of safety test leads in a confined space.

In addition to the two marking grooves, the test terminal strips for wall mounting also offer two function shafts, or six function shafts in the case of the DIN rail version, inside the control cabinet for forming and grounding the star point.

The compact and modular design of the system, as well as the plugs and test terminal strips, provides an extensive range of options for every application with positions from 4 to 25.


Modular connection solutions – PT plug-in modular terminal blocks with push-in connection

The COMBI connection system enables the time-saving and modular configuration of your application.

The nominal ratings up to 41 A and 1000 V provide a basis for a unique connection system for signal and power wiring. The system meets the most stringent of vibration requirements. Extensive accessories are available, from latching mechanisms to shield connections.



The CES cable entry system allows you to insert a variety of pre-assembled conductors, cables, and protective hoses into areas with limited space in control cabinets, distributor boxes or devices, in a way which protects them against water and dust.



The COMBI connection system enables the time-saving and modular configuration of your application. Its distinguishing feature is its standardized plug-in zone. This plug-in zone allows terminal blocks and plugs to be combined to suit the application, regardless of the connection technology.

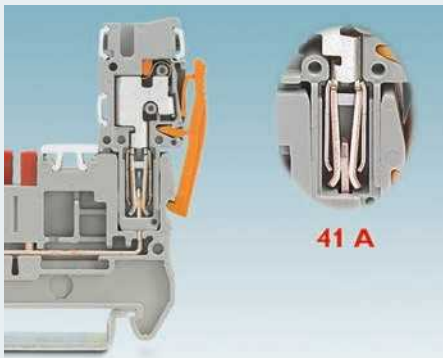
Push-in Technology

Designed by PHOENIX CONTACT


Plug and coupling can be assembled to meet the application requirement thanks to their modular design.




Plug latching, strain relief, or cable housing can be snapped on as required. All terminal points and plugs support clear, large-surface labeling.



The COMBI connection system enables a plug-in wiring solution up to a nominal current of 41 A and a nominal voltage of 1000 V to be implemented. The contact system meets the most stringent of vibration requirements due to the integrated covering spring.













The COMBI system offers the highest levels of protection for users, as both the basic terminal blocks and the plugs are touch-proof. Alongside the safety aspect, this offers great flexibility for configuration work: The supply may be routed via the terminal blocks or the plugs.



Thanks to the straightforward, custom-coding option, wiring reliability is increased and incorrect connections are avoided. For this purpose, the individual coding elements are inserted at the coding position in the basic terminal block and the coding tab is removed at the corresponding point on the plug.

Plug-in COMBI terminal blocks

								
Type	Order No.	Gray Blue Green-yellow	MPT 1,5/S/1P MPT 1,5/S/1P BU MPT 1,5/S/1P-PE	3248115 3248116 3248117	PT 1,5/S/1P PT 1,5/S/1P BU PT 1,5/S/1P-PE	3208582 3208595 3212332	PT 2,5/1P PT 2,5/1P BU PT 2,5/1P-PE	3210033 3210046 3210059
Width / Length / Height		[mm]	3.5 / 33.55 / 28.1	3.5 / 46 / 32	5.2 / 48.5 / 36.5			
Current / Voltage // UL		[A] / [V]	17.5 / 500 // 15 / 600	17.5 / 500 // 15 / 600	24 / 500 // 20 / 600			
Solid / AWG // Stranded / AWG		[mm ²] / -	0.14 - 1.5 / 26 - 14 // 0.14 - 1.5 / 26 - 14	0.14 - 1.5 / 26 - 16 // 0.14 - 1.5 / 26 - 14	0.14 - 4 / 26 - 12 // 0.14 - 2.5 / 26 - 14			
Stranded with ferrule without/with plastic sleeve		[mm ²]	0.14 - 1.5 / 0.14 - 1	0.14 - 1.5 / 0.14 - 1	0.14 - 2.5			
Can be plugged in directly: with ferrule / solid		[mm ²]	0.34 - 1.5 / 0.25 - 1.5	0.34 - 1.5 / 0.25 - 1.5	0.34 - 2.5 / 0.34 - 4			
								
Type	Order No.	Gray Blue Green-yellow	PT 4/1P PT 4/1P BU PT 4/1P-PE	3211937 3212007 3211942	PT 6/1P PT 6/1P BU PT 6/1P-PE	3061758 3061761 3061774		
Width / Length / Height		[mm]	6.2 / 56 / 36.5	8.2 / 57.7 / 43.5				
Current / Voltage // UL		[A] / [V]	32 / 800 // 28 / 600	41 / 1000 // 40 / 600				
Solid / AWG // Stranded / AWG		[mm ²] / -	0.2 - 6 / 24 - 10 // 0.2 - 4 / 24 - 12	0.5 - 10 / 20 - 8 // 0.5 - 6 / 20 - 10				
Stranded with ferrule without/with plastic sleeve		[mm ²]	0.25 - 4	0.5 - 6				
Can be plugged in directly: with ferrule / solid		[mm ²]	0.5 - 4 / 0.5 - 6	1 - 6 / 1 - 10				
								
Type	Order No.	Gray Blue Green-yellow	PT 1,5/S-TWIN/1P PT 1,5/S-TWIN/1P BU PT 1,5/S-TWIN/1P-PE	3212358 3212361 3212374	PT 2,5-TWIN/1P PT 2,5-TWIN/1P BU PT 2,5-TWIN/1P-PE	3209633 3209646 3209659		
Width / Length / Height		[mm]	3.5 / 55 / 32	5.2 / 60.5 / 36.5				
Current / Voltage // UL		[A] / [V]	17.5 / 500 // 15 / 600	24 / 500 // 20 / 600				
Solid / AWG // Stranded / AWG		[mm ²] / -	0.14 - 1.5 / 26 - 14 // 0.14 - 1.5 / 26 - 14	0.14 - 4 / 26 - 12 // 0.14 - 2.5 / 26 - 14				
Stranded with ferrule without/with plastic sleeve		[mm ²]	0.14 - 1.5 / 0.14 - 1	0.14 - 2.5				
Can be plugged in directly: with ferrule / solid		[mm ²]	0.34 - 1.5 / 0.25 - 1.5	0.34 - 2.5 / 0.34 - 4				
								
Type	Order No.	Gray Blue Green-yellow	PT 1,5/S-QUATTRO/2P PT 1,5/S-QUATTRO/2P BU PT 1,5/S-QUATTRO/2P-PE	3212390 3212400 3212413	PT 2,5-QUATTRO/2P PT 2,5-QUATTRO/2P BU PT 2,5-QUATTRO/2P-PE	3209662 3209675 3209688	PT 6-QUATTRO/2P PT 6-QUATTRO/2P BU PT 6-QUATTRO/2P-PE	3061826 3061839 3061842
Width / Length / Height		[mm]	3.5 / 78.5 / 32	5.2 / 81 / 36.5	8.2 / 99.8 / 43.5			
Current / Voltage // UL		[A] / [V]	17.5 / 500 // 15 / 600	24 / 500 // 20 / 600	41 / 1000 // 40 / 600			
Solid / AWG // Stranded / AWG		[mm ²] / -	0.14 - 1.5 / 26 - 14 // 0.14 - 1.5 / 26 - 14	0.14 - 4 / 26 - 12 // 0.14 - 2.5 / 26 - 14	0.5 - 10 / 20 - 8 // 0.5 - 6 / 20 - 10			
Stranded with ferrule without/with plastic sleeve		[mm ²]	0.14 - 1.5 / 0.14 - 1	0.14 - 2.5	0.5 - 6			
Can be plugged in directly: with ferrule / solid		[mm ²]	0.34 - 1.5 / 0.25 - 1.5	0.34 - 2.5 / 0.34 - 4	1 - 6 / 1 - 10			

Plug-in COMBI terminal blocks



Type	Order No.	Gray	PT 2,5-HEXA/3P	3040044
		Blue	PT 2,5-HEXA/3P BU	3040048
		Green-yellow	PT 2,5-HEXA/3P-PE	3040052

Width / Length / Height	[mm]	5.2 / 111.2 / 35.3
Current / Voltage // UL	[A] / [V]	24 / 500 // -
Solid / AWG // Stranded / AWG	[mm ²] / -	0.14 - 4 / 26 - 12 // 0.14 - 2.5 / 26 - 14
Stranded with ferrule without/with plastic sleeve	[mm ²]	0.14 - 2.5
Can be plugged in directly: with ferrule / solid	[mm ²]	0.34 - 2.5 / 0.34 - 4

...-PV = with equipotential bonding



Type	Order No.	Gray	PTTB 1,5/S/2P	3212439
		Blue	PTTB 1,5/S/2P BU	3212442
		Green-yellow	PTTB 1,5/S/2P-PE	3212455

Width / Length / Height	[mm]	3.5 / 69.3 / 42.6
Current / Voltage // UL	[A] / [V]	16 / 500 // 15 / 600
Solid / AWG // Stranded / AWG	[mm ²] / -	0.14 - 1.5 / 26 - 16 // 0.14 - 1.5 / 26 - 14
Stranded with ferrule without/with plastic sleeve	[mm ²]	0.14 - 1.5 / 0.14 - 1
Can be plugged in directly: with ferrule / solid	[mm ²]	0.34 - 1.5 / 0.25 - 1.5



Type	Order No.	PTTB 1,5/S/2P-PV	3212468
------	-----------	------------------	---------

Width / Length / Height	[mm]	3.5 / 69.3 / 42.6
Current / Voltage // UL	[A] / [V]	16 / 500 // 15 / 600
Solid / AWG // Stranded / AWG	[mm ²] / -	0.14 - 1.5 / 26 - 16 // 0.14 - 1.5 / 26 - 14
Stranded with ferrule without/with plastic sleeve	[mm ²]	0.14 - 1.5 / 0.14 - 1
Can be plugged in directly: with ferrule / solid	[mm ²]	0.34 - 1.5 / 0.25 - 1.5



Type	Order No.	Gray	PTTB 2,5/2P	3210871
		Blue	PTTB 2,5/2P BU	3210884
		Green-yellow	PTTB 2,5/2P-PE	3210897




Width / Length / Height	[mm]	5.2 / 71.5 / 47.5
Current / Voltage // UL	[A] / [V]	22 / 500 // 20 / 600
Solid / AWG // Stranded / AWG	[mm ²] / -	0.14 - 4 / 26 - 12 // 0.14 - 2.5 / 26 - 14
Stranded with ferrule without/with plastic sleeve	[mm ²]	0.14 - 2.5
Can be plugged in directly: with ferrule / solid	[mm ²]	0.34 - 2.5 / 0.34 - 4









Type	Order No.	PTTB 2,5/2P-PV	3210907
------	-----------	----------------	---------

Width / Length / Height	[mm]	5.2 / 71.5 / 47.5
Current / Voltage // UL	[A] / [V]	22 / 500 // 20 / 600
Solid / AWG // Stranded / AWG	[mm ²] / -	0.14 - 4 / 26 - 12 // 0.14 - 2.5 / 26 - 14
Stranded with ferrule without/with plastic sleeve	[mm ²]	0.14 - 2.5
Can be plugged in directly: with ferrule / solid	[mm ²]	0.34 - 2.5 / 0.34 - 4



Plug-in desk-design COMBI terminal blocks

						
Type	Order No.	Gray Blue Green-yellow	PTS 1,5/5/1P PTS 1,5/5/1P BU PTS 1,5/5/1P-PE	3214453 3214466 3214479	PTS 1,5/5-TWIN/1P PTS 1,5/5-TWIN/1P BU PTS 1,5/5-TWIN/1P-PE	3214709 3214712 3214725
Width / Length / Height		[mm]	3.5 / 50.7 / 38.5		3.5 / 50.7 / 38.5	
Current / Voltage // UL		[A] / [V]	17.5 / 500 // 15 / 600		17.5 / 500 // 15 / 600	
Solid / AWG // Stranded / AWG		[mm ²] / -	0.14 - 1.5 / 26 - 14 // 0.14 - 1.5 / 26 - 14		0.14 - 1.5 / 26 - 14 // 0.14 - 1.5 / 26 - 14	
Stranded with ferrule without/with plastic sleeve		[mm ²]	0.14 - 1.5 / 0.14 - 1		0.14 - 1.5 / 0.14 - 1	
Can be plugged in directly: with ferrule / solid		[mm ²]	0.34 - 1.5 / 0.25 - 1.5		0.34 - 1.5 / 0.25 - 1.5	
...-PV = with equipotential bonding						
						
Type	Order No.	Gray Blue Gray Green-yellow	PTTBS 1,5/5/2P PTTBS 1,5/5/2P BU PTTBS 1,5/5/2P-PV PTTBS 1,5/5/2P-PE	3214495 3214505 3214521 3214518		
Width / Length / Height		[mm]	3.5 / 78 / 55			
Current / Voltage // UL		[A] / [V]	16 / 500 // 15 / 600			
Solid / AWG // Stranded / AWG		[mm ²] / -	0.14 - 1.5 / 26 - 14 // 0.14 - 1.5 / 26 - 14			
Stranded with ferrule without/with plastic sleeve		[mm ²]	0.14 - 1.5 / 0.14 - 1			
Can be plugged in directly: with ferrule / solid		[mm ²]	0.34 - 1.5 / 0.25 - 1.5			
...-PV = with equipotential bonding						
						
Type	Order No.	Gray Blue Gray Green-yellow	PTTBS 2,5-TWIN/2P PTTBS 2,5-TWIN/2P BU PTTBS 2,5-TWIN/2P-PV PTTBS 2,5-TWIN/2P-PE	3210604 3210605 3210607 3210606		
Width / Length / Height		[mm]	5.2 / 111.8 / 55			
Current / Voltage // UL		[A] / [V]	24 / 500 // -			
Solid / AWG // Stranded / AWG		[mm ²] / -	0.14 - 4 / 26 - 12 // 0.14 - 2.5 / 26 - 14			
Stranded with ferrule without/with plastic sleeve		[mm ²]	0.14 - 2.5			
Can be plugged in directly: with ferrule / solid		[mm ²]	0.34 - 2.5 / 0.34 - 4			



Plug-in COMBI PIN/PIN terminal blocks

								
Type	Order No.	Gray Blue Green-yellow	PT 1,5/S/2P PT 1,5/S/2P BU PT 1,5/S/2P-PE	3213784 3213797 3213810	ST 2,5/2P ST 2,5/2P BU ST 2,5/2P-PE	3042133 3042094 3042146	ST 4/2P ST 4/2P BU ST 4/2P-PE	3042735 3043789 3042748
Width / Length / Height		[mm]	3.5 / 45.8 / 32	5.2 / 49.1 / 36.5	6.2 / 55.9 / 36.5			
Current / Voltage // UL		[A] / [V]	17.5 / 500 // 15 / 600	24 / 500 // 20 / 600	32 / 800 // -			
Solid / AWG // Stranded / AWG		[mm ²] / -	0.14 - 1.5 / 26 - 14 // 0.14 - 1.5 / 26 - 14	0.08 - 4 / 28 - 12 // 0.08 - 2.5 / 28 - 14	0.08 - 6 / 28 - 10 // 0.08 - 4 / 28 - 12			
Stranded with ferrule without/with plastic sleeve		[mm ²]	0.14 - 1.5 / 0.14 - 1	0.14 - 2.5	0.14 - 4			
...-PV = with equipotential bonding								
								
Type	Order No.	Gray Blue Green-yellow Gray	ST 2,5-QUATTRO/4P ST 2,5-QUATTRO/4P BU ST 2,5-QUATTRO/4P-PE	3042159 3042081 3042162	PTTB 1,5/S/4P PTTB 1,5/S/4P BU PTTB 1,5/S/4P-PE PTTB 1,5/S/4P-PV	3213865 3213878 3213881 3213852	STTB 2,5/4P STTB 2,5/4P BU STTB 2,5/4P-PE STTB 2,5/4P-PV	3061486 3061512 3061499 3061509
Width / Length / Height		[mm]	5.2 / 89.5 / 36.5	3.5 / 93.9 / 42.6	5.2 / 98.8 / 47.5			
Current / Voltage // UL		[A] / [V]	24 / 500 // 20 / 600	16 / 500 // 15 / 600	22 / 500 // 20 / 600			
Solid / AWG // Stranded / AWG		[mm ²] / -	0.08 - 4 / 28 - 12 // 0.08 - 2.5 / 28 - 14	0.14 - 1.5 / 26 - 14 // 0.14 - 1.5 / 26 - 14	0.08 - 4 / 28 - 12 // 0.08 - 2.5 / 28 - 14			
Stranded with ferrule without/with plastic sleeve		[mm ²]	0.14 - 2.5	0.14 - 1.5 / 0.14 - 1	0.14 - 2.5			



COMBI couplings

							
Type	Order No.	2-pos. 3-pos. 4-pos. 5-pos. 6-pos. 7-pos. 8-pos. 9-pos. 10-pos. 11-pos. 12-pos. 13-pos. 14-pos. 15-pos.	PPC 1,5/S/ 2 PPC 1,5/S/ 3 PPC 1,5/S/ 4 PPC 1,5/S/ 5 PPC 1,5/S/ 6 PPC 1,5/S/ 7 PPC 1,5/S/ 8 PPC 1,5/S/ 9 PPC 1,5/S/10 PPC 1,5/S/11 PPC 1,5/S/12 PPC 1,5/S/13 PPC 1,5/S/14 PPC 1,5/S/15	3213386 3213399 3213409 3213412 3213425 3213438 3213441 3213454 3213467 3213470 3213483 3213496 3213506 3213519	PPC 6/2 PPC 6/3 PPC 6/4 PPC 6/5 PPC 6/6 PPC 6/7 PPC 6/8 PPC 6/9 PPC 6/10	3000693 3000694 3000695 3000697 3000698 3000699 3000700 3000701 3000702	
Width / Length / Height		[mm]	- / 27 / 17,8			- / 47 / 24,7	
Current / Voltage // UL		[A] / [V]	17,5 / 500 // 15 / 600			41 / 1000 // 40 / 600	
Solid / AWG // Stranded / AWG		[mm ²] / -	0.14 - 1.5 / 26 - 16 // 0.14 - 1.5 / 26 - 14			0.5 - 10 / 20 - 8 // 0.5 - 6 / 20 - 10	
Stranded with ferrule without/with plastic sleeve		[mm ²]	0.14 - 1.5 / 0.14 - 1			0.5 - 6	
Can be plugged in directly: with ferrule / solid		[mm ²]	0.34 - 1.5 / 0.25 - 1.5			1 - 6 / 1 - 10	


Self-assembly COMBI couplings

							
Type	Order No.	Gray Blue Green-yellow Cover	PPC 1,5/S/1-L PPC 1,5/S/1-L BU PPC 1,5/S/1-L GNYE D-PPC 1,5/S	3213357 3213360 3213373 3213690	PPC 6/1-L PPC 6/1-L BU PPC 6/1-L GNYE D-PPC 6	3000690 3000691 3000692 3000703	
Width / Length / Height		[mm]	3.5 / 27 / 17,8			8.2 / 47 / 24,7	
Current / Voltage // UL		[A] / [V]	17,5 / 500 // 15 / 600			41 / 1000 // 40 / 600	
Solid / AWG // Stranded / AWG		[mm ²] / -	0.14 - 1.5 / 26 - 16 // 0.14 - 1.5 / 26 - 14			0.5 - 10 / 20 - 8 // 0.5 - 6 / 20 - 10	
Stranded with ferrule without/with plastic sleeve		[mm ²]	0.14 - 1.5 / 0.14 - 1			0.5 - 6	
Can be plugged in directly: with ferrule / solid		[mm ²]	0.34 - 1.5 / 0.25 - 1.5			1 - 6 / 1 - 10	


Self-assembly COMBI couplings for DIN rail mounting

							
Type	Order No.	Gray Cover	PPC 1,5/NS/1-L D-PPC 1,5/S	3213700 3213690	PPC 6-NS/1-L D-PPC 6	3000689 3000703	
Width / Length / Height		[mm]	3.5 / 27.1 / 28.3			8.2 / 27 / 38	
Current / Voltage // UL		[A] / [V]	17,5 / 500 // 15 / 600			41 / 1000 // 40 / 600	
Solid / AWG // Stranded / AWG		[mm ²] / -	0.14 - 1.5 / 26 - 14 // 0.14 - 1.5 / 26 - 14			0.5 - 10 / 20 - 8 // 0.5 - 6 / 20 - 10	
Stranded with ferrule without/with plastic sleeve		[mm ²]	0.14 - 1.5 / 0.14 - 1			0.5 - 6	
Can be plugged in directly: with ferrule / solid		[mm ²]	0.34 - 1.5 / 0.25 - 1.5			1 - 6 / 1 - 10	

Self-assembly COMBI headers for PCB connection







Type	Order No.	2-pos. 3-pos. 4-pos. 5-pos. 6-pos. 7-pos. 8-pos. 9-pos. 10-pos. 11-pos. 12-pos.	ST 2,5-PCB/ 2-G-5,2 ST 2,5-PCB/ 3-G-5,2 ST 2,5-PCB/ 4-G-5,2 ST 2,5-PCB/ 5-G-5,2 ST 2,5-PCB/ 6-G-5,2 ST 2,5-PCB/ 7-G-5,2 ST 2,5-PCB/ 8-G-5,2 ST 2,5-PCB/ 9-G-5,2 ST 2,5-PCB/ 10-G-5,2 ST 2,5-PCB/ 11-G-5,2 ST 2,5-PCB/ 12-G-5,2	1980378 1980381 1980394 1980404 1980417 1980420 1980433 1980446 1980459 1980462 1980475	ST 4-PCB/ 2-G-6,2 ST 4-PCB/ 3-G-6,2 ST 4-PCB/ 4-G-6,2 ST 4-PCB/ 5-G-6,2 ST 4-PCB/ 6-G-6,2 ST 4-PCB/ 7-G-6,2 ST 4-PCB/ 8-G-6,2 ST 4-PCB/ 9-G-6,2 ST 4-PCB/ 10-G-6,2 ST 4-PCB/ 11-G-6,2 ST 4-PCB/ 12-G-6,2	1980598 1980608 1980611 1980624 1980637 1980640 1980653 1980666 1980679 1980682 1980695
Pitch		[mm]	5.2		6.2	
Current / Voltage // UL		[A] / [V]	24 / 500 // -		32 / 800 // -	







Type	Order No.	2-pos. 3-pos. 4-pos. 5-pos. 6-pos. 7-pos. 8-pos. 9-pos. 10-pos. 11-pos. 12-pos.	ST 2,5-PCBV/ 2-G-5,2 ST 2,5-PCBV/ 3-G-5,2 ST 2,5-PCBV/ 4-G-5,2 ST 2,5-PCBV/ 5-G-5,2 ST 2,5-PCBV/ 6-G-5,2 ST 2,5-PCBV/ 7-G-5,2 ST 2,5-PCBV/ 8-G-5,2 ST 2,5-PCBV/ 9-G-5,2 ST 2,5-PCBV/ 10-G-5,2 ST 2,5-PCBV/ 11-G-5,2 ST 2,5-PCBV/ 12-G-5,2	1980488 1980491 1980501 1980514 1980527 1980530 1980543 1980556 1980569 1980572 1980585	ST 4-PCBV/ 2-G-6,2 ST 4-PCBV/ 3-G-6,2 ST 4-PCBV/ 4-G-6,2 ST 4-PCBV/ 5-G-6,2 ST 4-PCBV/ 6-G-6,2 ST 4-PCBV/ 7-G-6,2 ST 4-PCBV/ 8-G-6,2 ST 4-PCBV/ 9-G-6,2 ST 4-PCBV/ 10-G-6,2 ST 4-PCBV/ 11-G-6,2 ST 4-PCBV/ 12-G-6,2	1980705 1980718 1980721 1980734 1980747 1980750 1980763 1980776 1980789 1980792 1980802
Pitch		[mm]	5.2		6.2	
Current / Voltage // UL		[A] / [V]	24 / 500 // -		32 / 800 // -	

COMBI connectors

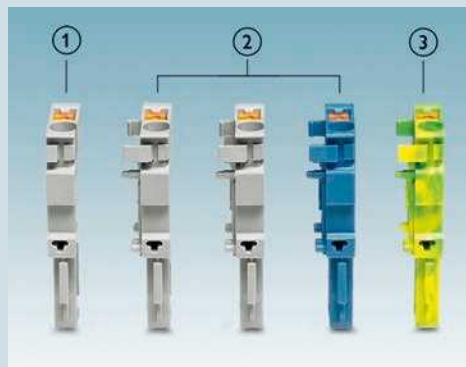
								
Type	Order No.	1-pos. 2-pos. 3-pos. 4-pos. 5-pos. 6-pos. 7-pos. 8-pos. 9-pos. 10-pos. 11-pos. 12-pos. 13-pos. 14-pos. 15-pos. Blue Green-yellow	PP-H 1,5/S/1 PP-H 1,5/S/2 PP-H 1,5/S/3 PP-H 1,5/S/4 PP-H 1,5/S/5 PP-H 1,5/S/6 PP-H 1,5/S/7 PP-H 1,5/S/8 PP-H 1,5/S/9 PP-H 1,5/S/10 PP-H 1,5/S/11 PP-H 1,5/S/12 PP-H 1,5/S/13 PP-H 1,5/S/14 PP-H 1,5/S/15 PP-H 1,5/S/1 BU PP-H 1,5/S/1 GNYE	3212484 3212510 3212523 3212536 3212549 3212552 3212565 3212578 3212581 3212594 3212604 3212617 3212620 3212633 3212646 3212497 3212507	PP-H 2,5/1 PP-H 2,5/2 PP-H 2,5/3 PP-H 2,5/4 PP-H 2,5/5 PP-H 2,5/6 PP-H 2,5/7 PP-H 2,5/8 PP-H 2,5/9 PP-H 2,5/10 PP-H 2,5/11 PP-H 2,5/12 PP-H 2,5/13 PP-H 2,5/14 PP-H 2,5/15 PP-H 2,5/1 BU PP-H 2,5/1 GNYE	3209866 3209879 3209883 3209895 3209905 3209918 3209921 3209934 3209947 3209950 3209963 3209976 3209989 3209992 3210004 3210017 3210020	PP-H 4/1 PP-H 4/2 PP-H 4/3 PP-H 4/4 PP-H 4/5 PP-H 4/6 PP-H 4/7 PP-H 4/8 PP-H 4/9 PP-H 4/10 PP-H 4/11 PP-H 4/12 PP-H 4/13 PP-H 4/14 PP-H 4/15 PP-H 4/1 BU PP-H 4/1 GNYE	3212010 3212016 3212022 3212029 3212035 3212041 3212048 3212054 3212061 3212067 3212074 3212080 3212087 3212093 3212100 3212077 3212088
Width / Length / Height		[mm]	- / 16.5 / 31.3		- / 15.8 / 39		- / 21 / 42.3	
Current / Voltage // UL		[A] / [V]	17.5 / 500 // 15 / 600		24 / 500 // 20 / 600		32 / 800 // 28 / 600	
Solid / AWG // Stranded / AWG		[mm ²] / -	0.14 - 1.5 / 26 - 14 // 0.14 - 1.5 / 26 - 14		0.14 - 4 / 26 - 12 // 0.14 - 2.5 / 26 - 14		0.2 - 6 / 24 - 10 // 0.2 - 4 / 24 - 12	
Stranded with ferrule without/with plastic sleeve		[mm ²]	0.14 - 1.5 / 0.14 - 1		0.14 - 2.5		0.25 - 4	
Can be plugged in directly: with ferrule / solid		[mm ²]	0.34 - 1.5 / 0.25 - 1.5		0.34 - 2.5 / 0.34 - 4		0.5 - 4 / 0.5 - 6	
								
Type	Order No.	1-pos. 2-pos. 3-pos. 4-pos. 5-pos. 6-pos. 7-pos. 8-pos. 9-pos. 10-pos. Blue Green-yellow	PP-H 6/1 PP-H 6/2 PP-H 6/3 PP-H 6/4 PP-H 6/5 PP-H 6/6 PP-H 6/7 PP-H 6/8 PP-H 6/9 PP-H 6/10 PP-H 6/1 BU PP-H 6/1 GNYE	3061541 3061570 3061583 3061596 3061606 3061619 3061622 3061635 3061648 3061651 3061554 3061567				
Width / Length / Height		[mm]	- / 21 / 49.3					
Current / Voltage // UL		[A] / [V]	32 / 800 // 40 / 600					
Solid / AWG // Stranded / AWG		[mm ²] / -	0.5 - 10 / 20 - 8 // 0.5 - 6 / 20 - 10					
Stranded with ferrule without/with plastic sleeve		[mm ²]	0.5 - 6					
Can be plugged in directly: with ferrule / solid		[mm ²]	1 - 6 / 1 - 10					

Self-assembly COMBI connectors

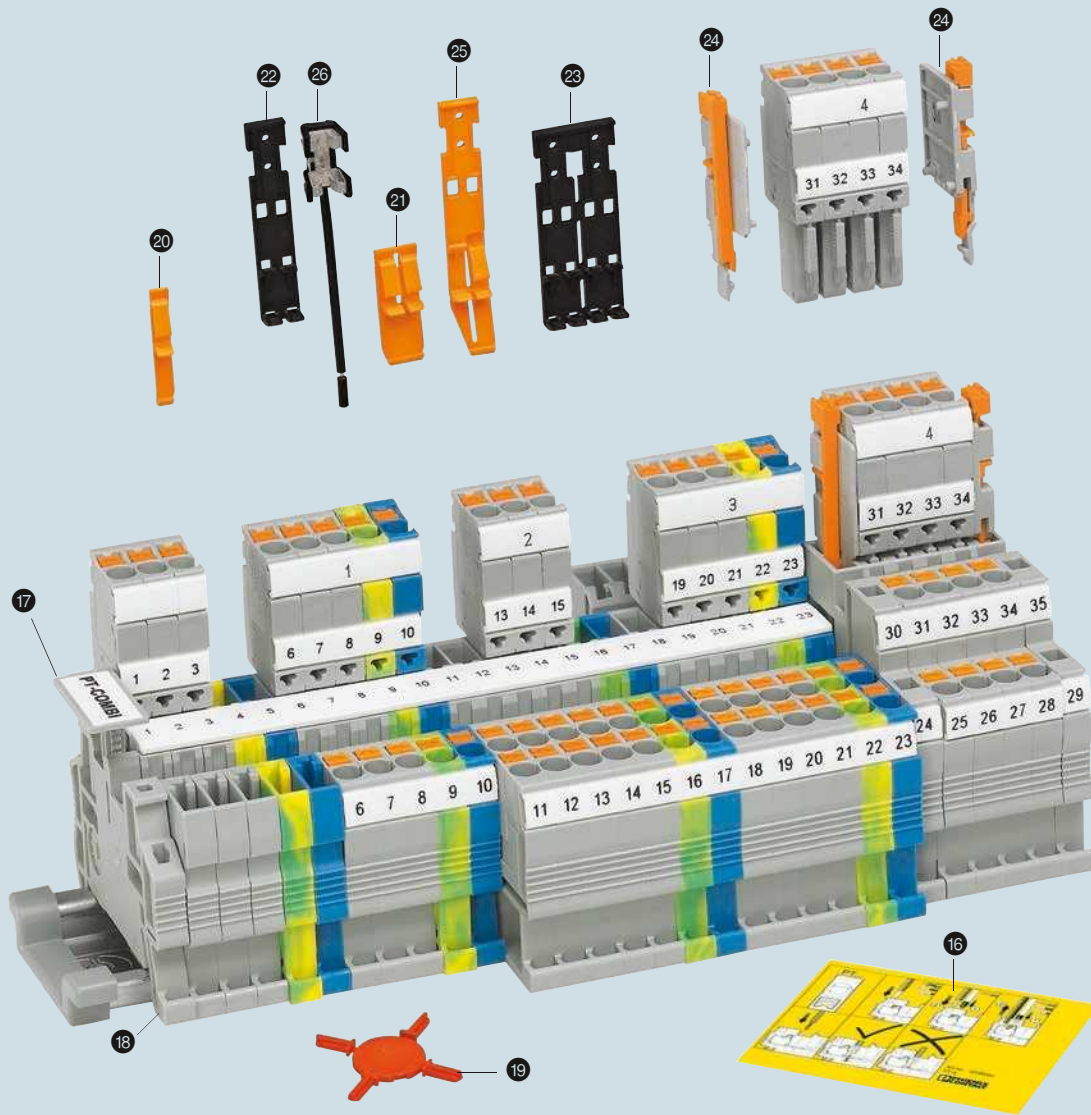
								
Type	Order No.	Gray Blue Green-yellow	PP-H 1,5/S/1-L PP-H 1,5/S/1-L BU PP-H 1,5/S/1-L GNYE	3212659 3212662 3212675	PP-H 2,5/1-L PP-H 2,5/1-L BU PP-H 2,5/1-L GNYE	3210062 3210075 3210088	PP-H 4/1-L PP-H 4/1-L BU PP-H 4/1-L GNYE	3211948 3211951 3211958
		Gray Blue Green-yellow	PP-H 1,5/S/1-M PP-H 1,5/S/1-M BU PP-H 1,5/S/1-M GNYE	3212688 3212691 3212701	PP-H 2,5/1-M PP-H 2,5/1-M BU PP-H 2,5/1-M GNYE	3210091 3210101 3210114	PP-H 4/1-M PP-H 4/1-M BU PP-H 4/1-M GNYE	3211965 3211964 3211971
		Gray Blue Green-yellow	PP-H 1,5/S/1-R PP-H 1,5/S/1-R BU PP-H 1,5/S/1-R GNYE	3212714 3212727 3212730	PP-H 2,5/1-R PP-H 2,5/1-R BU PP-H 2,5/1-R GNYE	3210127 3210130 3210143	PP-H 4/1-R PP-H 4/1-R BU PP-H 4/1-R GNYE	3211977 3211980 3211987
Width / Length / Height		[mm]	3.5 / 16.5 / 31.3	5.2 / 15.8 / 39	6.2 / 21 / 42.3			
Current / Voltage // UL		[A] / [V]	17.5 / 500 // 15 / 600	24 / 500 // 20 / 600	32 / 800 // 28 / 600			
Solid / AWG // Stranded / AWG		[mm ²] / -	0.14 - 1.5 / 26 - 14 // 0.14 - 1.5 / 26 - 14	0.14 - 4 / 26 - 12 // 0.14 - 2.5 / 26 - 14	0.2 - 6 / 24 - 10 // 0.2 - 4 / 24 - 12			
Stranded with ferrule without/with plastic sleeve		[mm ²]	0.14 - 1.5 / 0.14 - 1	0.14 - 2.5	0.25 - 4			
Can be plugged in directly: with ferrule / solid		[mm ²]	0.34 - 1.5 / 0.25 - 1.5	0.34 - 2.5 / 0.34 - 4	0.5 - 4 / 0.5 - 6			
								
Type	Order No.	Gray Blue Green-yellow	PP-H 6/1-L PP-H 6/1-L BU PP-H 6/1-L GNYE	3061664 3061677 3061680				
		Gray Blue Green-yellow	PP-H 6/1-M PP-H 6/1-M BU PP-H 6/1-M GNYE	3061693 3061703 3061716				
		Gray Blue Green-yellow	PP-H 6/1-R PP-H 6/1-R BU PP-H 6/1-R GNYE	3061729 3061732 3061745				
Width / Length / Height		[mm]	8.2 / 21 / 49.3					
Current / Voltage // UL		[A] / [V]	41 / 1000 // 40 / 600					
Solid / AWG // Stranded / AWG		[mm ²] / -	0.5 - 10 / 20 - 8 // 0.5 - 6 / 20 - 10					
Stranded with ferrule without/with plastic sleeve		[mm ²]	0.5 - 6					
Can be plugged in directly: with ferrule / solid		[mm ²]	1 - 6 / 1 - 10					

Self-assembly COMBI connectors with push-in connection

- The push-in COMBI plugs for self-assembly provide solutions that users can implement themselves
- Robust cable housings for strain relief on connecting cables are available
- The plug is assembled directly on site by snapping together single-position plug elements. See an example of how these go together on the right.



- ① PP-H 1,5/S/1-L
- ② PP-H 1,5/S/1-M and PP-H 1,5/S/1-M BU
- ③ PP-H 1,5/S/1-R GNYE



**Accessories
PT-COMBI terminal blocks**

17 Terminal strip marker carriers 18 Quick mounting end brackets 19 Coding star 26 Shielding

KLM 3-L 0814788 CLIPFIX 35-5 3022276 PC 3040588 PSH 3-6 3040591 PSH 5-10 3040601

**Accessories
PT-COMBI connectors**

20 Connectors 21 Locking mechanism 22 Strain relief 23 Self-locking flange cover 24 Latching and strain relief

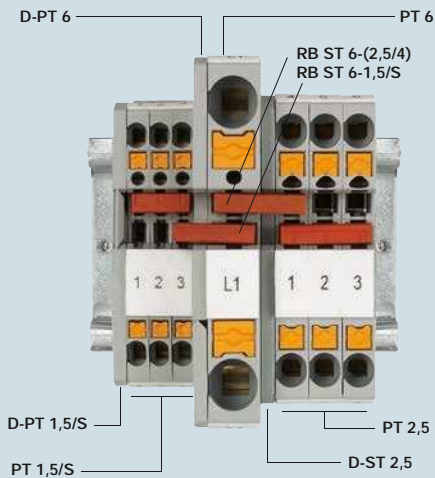
1-pos. 2-pos. 2-pos. 4-pos. 2-pos.

PP-H 1,5...	PR 1,5/S 3212882	PR 1,5/S/2 3212895	PZ 1,5/S/2 3212918	—	—	PRZ 1,5/S 3212905
PP-H 2,5...	PR 3040559	PR/2 3040630	PZ/2 3040627	PZ/4 3040643	DFS-SP-H 2,5 3061431	PRZ 3040614
	—	PTR/2 ¹⁾ 3040631	—	—	—	—
PP-H 4...	PR 3040559	PR/2 3040630	PZ/2 3040627	—	—	PRZ 3040614
	—	PTR/2 ¹⁾ 3040631	—	—	—	—
PP-H 6...	PR 3040559	PR/2 3040630	PZ/2 3040627	—	—	PRZ 3040614
	—	PTR/2 ¹⁾ 3040631	—	—	—	—

¹⁾ Release with just a screwdriver

PT accessories

Example of a 6 mm² central supply with RB ST 6-(2,5/4) reducing bridge on PT 2,5 and RB ST 6-1,5/S on PT 1,5/S



Reduction bridging with standard feed-through terminal blocks

Supply		Pick-off		Single-sided supply	Central power feed	
Terminal block	Cross section [mm ²]	Terminal block	Cross section [mm ²]	I _{max} [A]	I _{max} [A]	Bridge
PT 2,5	2,5	PT 1,5/S	1,5	24	30	RB ST (2,5/4)-1,5/S 3214356
		ST 1,5	1,5	31	31	RB ST (2,5/4)-1,5 3038943
		QTC 1,5	1,5	31	31	FBS 2-5 3030161
PT 4	4	PT 1,5/S	1,5	24	40	RB ST (2,5/4)-1,5/S 3214356
		ST 1,5	1,5	35	40	RB ST (2,5/4)-1,5 3038943
		PT 2,5	2,5	40	40	FBS 2-5 3030161
		ST 2,5	2,5	40	40	
		QTC 1,5	1,5	35	40	FBS 2-6 3030336
		QTC 2,5	2,5	40	40	
PT 6	6	PT 1,5/S	1,5	26	52	RB ST 6-1,5/S 3213250
		PT 2,5	2,5	40	56	RB ST 6-(2,5/4) 3030860
		PT 4	4	45	56	
		ST 2,5	2,5	40	56	
		ST 4	4	45	56	
		QTC 1,5	1,5	35	56	
		QTC 2,5	2,5	40	56	
PT 10	10	PT 2,5	2,5	40	65	RB ST 10-(2,5/4) 3030873
		PT 4	4	45	65	
		ST 2,5	2,5	40	65	
		ST 4	4	45	65	
		QTC 1,5	1,5	35	65	
		QTC 2,5	2,5	40	65	
PT 16	16	PT 1,5/S	1,5	24	48	RB ST 16-1,5/S 3213254
		PT 2,5	2,5	40	80	RB ST 16-(2,5/4) 3030886
		PT 4	4	45	90	
		ST 2,5	2,5	40	80	
		ST 4	4	45	90	
		QTC 1,5	1,5	35	70	
QTC 2,5	2,5	40	80			
PTPOWER 35	35	ST 16	16	90	90	RB 35-16 3032169

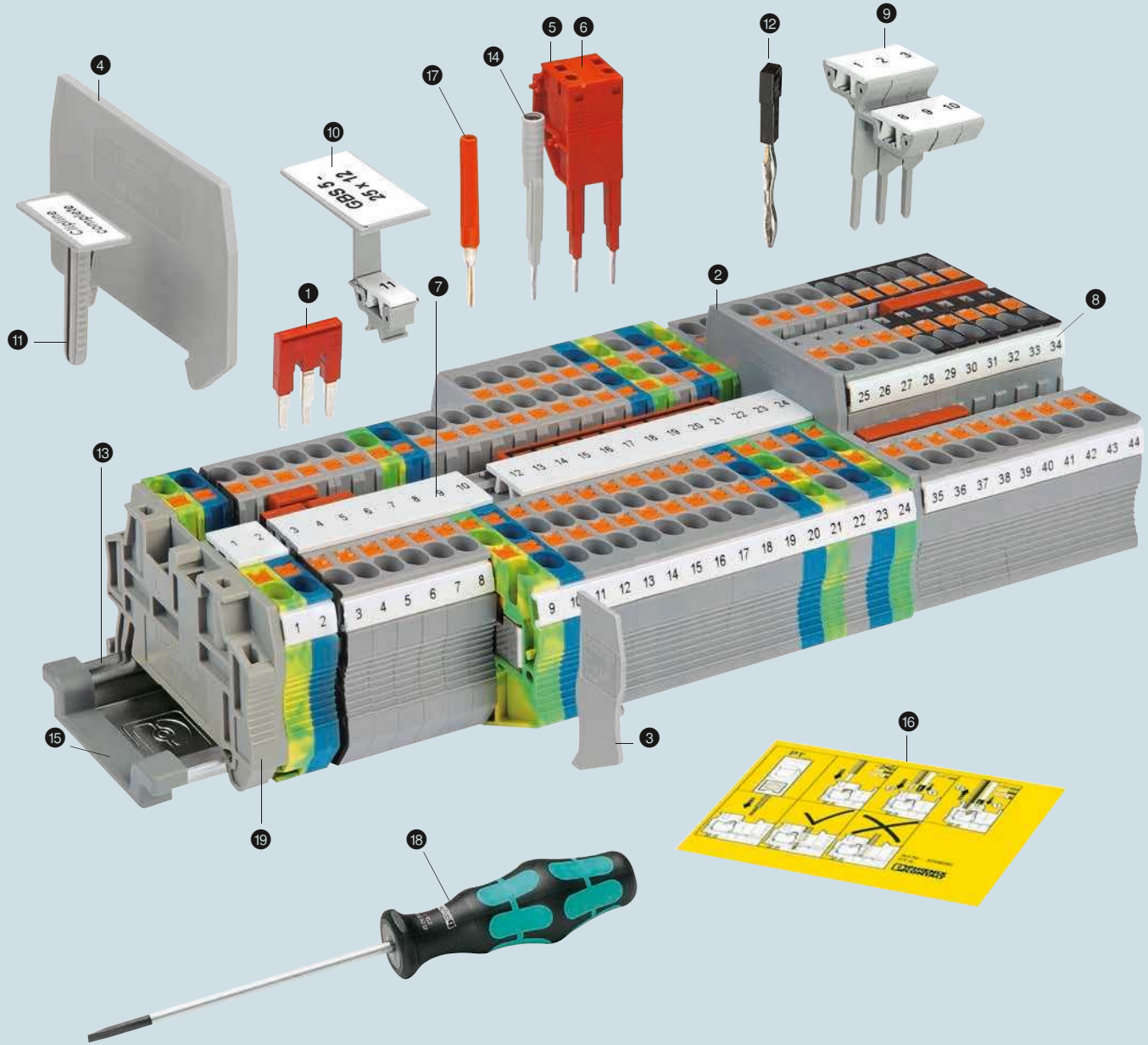
17

19

10

11

Terminal block	Test plugs consist of:		Quick mounting end bracket	Mounting material	
	Metal part, 2.3 mm diameter	Insulating sleeve, red		Group labelling field	Terminal strips, marker carrier
PT... 1.5 PTTB... 1.5...	MPS-MT 0201744	MPS-IH RD 0201676	CLIPFIX 35-5 3022276	—	KLM 3-L 0814788
PT... 2.5... PTTB... 2.5...					
PT 2,5-4L/1...					
PT... 4... PTTB... 4...	GBS 5-25X12 0810588				
PT... 6...					
PT... 10...					
PT... 16...					



13

13

15

16

18

Mounting material

DIN rail
35 x 7.5 mm

DIN rail
35 x 15 mm

DIN rail
connection piece

Adhesive label with
assembly instructions

Screwdriver

NS 35/7,5 UNPERF 2000MM
0801681
NS 35/7,5 PERF 2000MM
0801733

NS 35/15 UNPERF 2000MM
1201714
NS 35/15 PERF 2000MM
1201730

NS 35/7,5 CAP
1206560
NS 35/15 CAP
1206573

PT-IL
3208090

SZF 0-0,4X2,5
1204504

SZF 1-0,6X3,5
1204517

SZF 1-0,6X3,5
1204517

SZF 1-0,6X3,5
1204517

SZF 2-0,8X4,0
1204520

SZF 3-1,0X5,5
1206612

SZF 3-1,0X5,5
1206612

PT accessories

	12	2	3	4	14	5	6	7	8	9
	Vertical bridge	Cover	End cover segment	Partition plate	Test adapter 4 mm	Modular test plug	Spacer plate for test plug	Center groove	Marking Center and lateral groove	Marker carrier
	-	D-PT 1,5/S 3208142	-	ATP-ST 4 3030721	-	-	-	UCT-TM 3,5 or ZB 3,5	UCT-TMF 3,5 or ZBF 3,5	-
	-	D-PT 1,5/S-TWIN 3208184	-	ATP-ST-TWIN 3030789	-	-	-	UCT-TM 3,5 or ZB 3,5	UCT-TMF 3,5 or ZBF 3,5	-
	-	D-PT 1,5/S-QUATTRO 3208375	-	ATP-ST QUATTRO 3030815	-	-	-	UCT-TM 3,5 or ZB 3,5	UCT-TMF 3,5 or ZBF 3,5	-
	-	D-PT 1,5/S-QUATTRO/2P 3212426	-	ATP-ST QUATTRO 3030815	-	-	-	UCT-TM 3,5 or ZB 3,5	UCT-TMF 3,5 or ZBF 3,5	-
	FBS 1,5/S-PV 3216263	D-PTTB 1,5/S 3208579	-	ATP-STTB 4 3030747	-	-	-	-	UCT-TMF 3,5 or ZBF 3,5	STP 3,5-2 0830131
	FBS 1,5/S-PV 3216263	D-PTTB 1,5/S/2P 3212471	-	ATP-STTB 4 3030747	-	-	-	-	UCT-TMF 3,5 or ZBF 3,5	STP 3,5-2 0830131
	FBS 1,5/S-PV 3216263	D-PTTB 1,5/S/4P 3213894	-	ATP-STTB 4 3030747	-	-	-	UCT-TM 3,5 or ZB 3,5	UCT-TMF 3,5 or ZBF 3,5	-
	FBS 1,5/S-PV 3216263	D-PT 1,5/S-3L 3113771	-	-	-	-	-	-	UCT-TMF 3,5 or ZBF 3,5	STP 3,5-2 0830131
	-	D-PTS 1,5/S 3214576	-	ATP-ST 4 3030721	-	-	-	UCT-TM 3,5 or ZB 3,5	UCT-TMF 3,5 or ZBF 3,5	-
	-	D-PTS 1,5/S 3214576	-	ATP-ST 4 3030721	-	-	-	UCT-TM 3,5 or ZB 3,5	UCT-TMF 3,5 or ZBF 3,5	-
	FBS 1,5/S-PV 3216263	D-PTTBS 1,5/S 3214699	-	ATP-STTB 4 3030747	-	-	-	UCT-TM 3,5 or ZB 3,5	UCT-TMF 3,5 or ZBF 3,5	-
	FBS 1,5/S-PV 3216263	D-PTTBS 1,5/S/2P 3214534	-	ATP-STTB 4 3030747	-	-	-	UCT-TM 3,5 or ZB 3,5	UCT-TMF 3,5 or ZBF 3,5	-
	-	D-PTIO 1,5/S/3 3244575	-	ATP-ST QUATTRO 3030815	-	-	-	-	UCT-TMF 3,5 or ZBF 3,5	-
	-	D-PTIO 1,5/S/4 3244588	-	-	-	-	-	-	UCT-TMF 3,5 or ZBF 3,5	-
	-	D-PT 1,5/S-MT-0,8 3210303	-	ATP-ST QUATTRO 3030815	-	-	-	UCT-TM 3,5 or ZB 3,5	UCT-TMF 3,5 or ZBF 3,5	-
	-	D-PT 1,5/S-TWIN-MT-0,8 3210313	-	ATP-ST QUATTRO 3030815	-	-	-	UCT-TM 3,5 or ZB 3,5	UCT-TMF 3,5 or ZBF 3,5	-
	-	D-PT 1,5/S-QUATTRO-MT-0,8 3210333	-	ATP-ST QUATTRO 3030815	-	-	-	UCT-TM 3,5 or ZB 3,5	UCT-TMF 3,5 or ZBF 3,5	-
	-	D-PTT 1,5/S-2MT-0,8 3210353	-	ATP-STTB 4 3030747	-	-	-	-	UCT-TMF 3,5 or ZBF 3,5	-
	-	D-MPT 1,5/S 3248120	-	-	-	-	-	-	UCT-TMF 3,5 or ZBF 3,5	-
	FBS 1,5/S-PV 3216263	D-PTTBS 1,5/S/2P 3214534	-	ATP-STTB 4 3030747	-	-	-	UCT-TM 3,5 or ZB 3,5	-	-
	FBS 1,5/S-PV 3216263	D-PTTB 1,5/S/4P 3213894	-	ATP-STTB 4 3030747	-	-	-	UCT-TM 3,5 or ZB 3,5	UCT-TMF 3,5 or ZBF 3,5	-
	-	D-ST 2,5 3030417	-	ATP-ST 4 3030721	PAI-4-N GY 3032871	PS-5 3030983	DP PS-5 3036725	UC-TM 5, UCT-TM 5 or ZB 5	UC-TMF 5, UCT-TMF 5 or ZBF 5	STP 5-2-ZB 3037643
	-	D-ST 2,5-TWIN 3030488	DS-ST 2,5 3036602	ATP-ST-TWIN 3030789	PAI-4-N GY 3032871	PS-5 3030983	DP PS-5 3036725	UC-TM 5, UCT-TM 5 or ZB 5	UC-TMF 5, UCT-TMF 5 or ZBF 5	STP 5-2-ZB 3037643
	-	D-ST 2,5-QUATTRO 3030514	DS-ST 2,5 3036602	ATP-ST QUATTRO 3030815	PAI-4-N GY 3032871	PS-5 3030983	DP PS-5 3036725	UC-TM 5, UCT-TM 5 or ZB 5	UC-TMF 5, UCT-TMF 5 or ZBF 5	STP 5-2-ZB 3037643
	-	D-ST 2,5-QUATTRO/2P 3040083	-	ATP-ST QUATTRO 3030815	PAI-4-N GY 3032871	PS-5 3030983	DP PS-5 3036725	UC-TM 5, UCT-TM 5 or ZB 5	UC-TMF 5, UCT-TMF 5 or ZBF 5	-
	-	D-PT 2,5-HEXA/3P 3040058	-	-	PAI-4-N GY 3032871	PS-5 3030983	DP PS-5 3036725	UC-TM 5, UCT-TM 5 or ZB 5	UC-TMF 5, UCT-TMF 5 or ZBF 5	-
	-	D-ST 2,5-QUATTRO/4P 3042175	-	ATP-ST QUATTRO 3030815	PAI-4-N GY 3032871	PS-5 3030983	DP PS-5 3036725	UC-TM 5, UCT-TM 5 or ZB 5	-	-
	FBS-PV 3032185	D-PTTB 2,5 3211634	-	ATP-STTB 4 3030747	PAI-4-N GY 3032871	PS-5 3030983	DP PS-5 3036725	-	UC-TMF 5, UCT-TMF 5 or ZBF 5	STP 5-2 0800967
	FBS-PV 3032185	D-STTB 2,5/2P 3040096	-	ATP-STTB 4 3030747	PAI-4-N GY 3032871	PS-5 3030983	DP PS-5 3036725	-	UC-TMF 5, UCT-TMF 5 or ZBF 5	-
	FBS-PV 3032185	D-STTB 2,5/4P 3061538	-	ATP-STTB 4 3030747	PAI-4-N GY 3032871	PS-5 3030983	DP PS-5 3036725	UC-TM 5, UCT-TM 5 or ZB 5	UC-TMF 5, UCT-TMF 5 or ZBF 5	-
	FBS-PV 3032185	D-PT 2,5-3L 3211647	-	-	PAI-4-N GY 3032871	PS-5 3030983	DP PS-5 3036725	-	UC-TMF 5, UCT-TMF 5 or ZBF 5	STP 5-3 0810562
	FBS-PV 3032185	-	-	-	PAI-4-N GY 3032871	PS-5 3030983	DP PS-5 3036725	UC-TM 5, UCT-TM 5 or ZB 5	-	-
	FBS-PV 3032185	-	-	-	PAI-4-N GY 3032871	PS-5 3030983	DP PS-5 3036725	UC-TM 5, UCT-TM 5 or ZB 5	-	-
	-	D-PTC 2,5-MT 3270097	-	ATP-ST QUATTRO 3030815	-	-	-	UC-TM 5, UCT-TM 5 or ZB 5	UC-TMF 5, UCT-TMF 5 or ZBF 5	-
	-	D-PTC 2,5-TWIN-MT 3270100	-	ATP-ST QUATTRO 3030815	-	-	-	UC-TM 5, UCT-TM 5 or ZB 5	UC-TMF 5, UCT-TMF 5 or ZBF 5	-
	-	D-PTC 2,5-QUATTRO-MT 3270103	-	ATP-ST QUATTRO 3030815	-	-	-	UC-TM 5, UCT-TM 5 or ZB 5	UC-TMF 5, UCT-TMF 5 or ZBF 5	-
	-	D-PT 2,5-MT 3211003	-	ATP-ST QUATTRO 3030815	PAI-4-N GY 3032871	PS-5 3030983	DP PS-5 3036725	UC-TM 5, UCT-TM 5 or ZB 5	UC-TMF 5, UCT-TMF 5 or ZBF 5	-
	-	D-PT 2,5-TWIN-MT 3211317	-	ATP-ST QUATTRO 3030815	PAI-4-N GY 3032871	PS-5 3030983	DP PS-5 3036725	UC-TM 5, UCT-TM 5 or ZB 5	UC-TMF 5, UCT-TMF 5 or ZBF 5	-
	-	D-ST 2,5-QUATTRO-MT 3038590	-	-	PAI-4-N GY 3032871	PS-5 3030983	DP PS-5 3036725	UC-TM 5, UCT-TM 5 or ZB 5	UC-TMF 5, UCT-TMF 5 or ZBF 5	-
	-	D-PT 2,5-MTB 3210196	-	-	PAI-4-N GY 3032871	PS-5 3030983	DP PS-5 3036725	UC-TM 5, UCT-TM 5 or ZB 5	UC-TMF 5, UCT-TMF 5 or ZBF 5	-
	-	D-PT 2,5-TWIN-MTB 3210202	-	-	PAI-4-N GY 3032871	PS-5 3030983	DP PS-5 3036725	UC-TM 5, UCT-TM 5 or ZB 5	UC-TMF 5, UCT-TMF 5 or ZBF 5	-

PT accessories

1

Terminal	Jumpers										
	2-pos.		3-pos.		4-pos.		5-pos.		10-pos.		20-pos.
	FBS...	FBSR...	FBS...	FBSR...	FBS...	FBSR...	FBS...	FBSR...	FBS...	FBSR...	FBS...
PT 2,5-QUATTRO-MTB/...-TGB	FBS 2-5 3030161	FBSR 2-5 3033702	FBS 3-5 3030174	FBSR 3-5 3001591	FBS 4-5 3030187	FBSR 4-5 3001592	FBS 5-5 3030190	FBSR 5-5 3001593	FBS 10-5 3030213	FBSR 10-5 3033710	FBS 20-5 3030226
PTS 2,5-.../ PTS 2,5-TWIN.../	FBS 2-5 3030161	FBSR 2-5 3030702	FBS 3-5 3030174	FBSR 3-5 3001591	FBS 4-5 3030187	FBSR 4-5 3001592	FBS 5-5 3030190	FBSR 5-5 3001593	FBS 10-5 3030213	FBSR 10-5 3033710	FBS 20-5 3030226
PTS 2,5-QUATTRO...	-	-	-	-	-	-	-	-	-	-	-
PTTBS 2,5...	FBS 2-5 3030161	FBSR 2-5 3030702	FBS 3-5 3030174	FBSR 3-5 3001591	FBS 4-5 3030187	FBSR 4-5 3001592	FBS 5-5 3030190	FBSR 5-5 3001593	FBS 10-5 3030213	FBSR 10-5 3033710	FBS 20-5 3030226
PTI 2,5-L... / PTI 2,5-PE...	FBS 2-5 3030161	FBSR 2-5 3030702	FBS 3-5 3030174	FBSR 3-5 3001591	FBS 4-5 3030187	FBSR 4-5 3001592	FBS 5-5 3030190	FBSR 5-5 3001593	FBS 10-5 3030213	FBSR 10-5 3033710	FBS 20-5 3030226
PTB 2,5-PE...	FBS 2-5 3030161	FBSR 2-5 3030702	FBS 3-5 3030174	FBSR 3-5 3001591	FBS 4-5 3030187	FBSR 4-5 3001592	FBS 5-5 3030190	FBSR 5-5 3001593	FBS 10-5 3030213	FBSR 10-5 3033710	FBS 20-5 3030226
PT 2,5-PE/3L	FBS 2-5 3030161	FBSR 2-5 3030702	FBS 3-5 3030174	FBSR 3-5 3001591	FBS 4-5 3030187	FBSR 4-5 3001592	FBS 5-5 3030190	FBSR 5-5 3001593	FBS 10-5 3030213	FBSR 10-5 3033710	FBS 20-5 3030226
PTT 2,5...	-	-	-	-	-	-	-	-	-	-	-
PTTBS 2,5-2MTB / PTTBS 2,5-2TGB	FBS 2-5 3030161	FBSR 2-5 3030702	FBS 3-5 3030174	FBSR 3-5 3001591	FBS 4-5 3030187	FBSR 4-5 3001592	FBS 5-5 3030190	FBSR 5-5 3001593	FBS 10-5 3030213	FBSR 10-5 3033710	FBS 20-5 3030226
PTI 2,5-...LTB / PTI 2,5-...TG	FBS 2-5 3030161	FBSR 2-5 3030702	FBS 3-5 3030174	FBSR 3-5 3001591	FBS 4-5 3030187	FBSR 4-5 3001592	FBS 5-5 3030190	FBSR 5-5 3001593	FBS 10-5 3030213	FBSR 10-5 3033710	FBS 20-5 3030226
PTU 2,5...	FBS 2-5 3030161	FBSR 2-5 3030702	FBS 3-5 3030174	FBSR 3-5 3001591	FBS 4-5 3030187	FBSR 4-5 3001592	FBS 5-5 3030190	FBSR 5-5 3001593	FBS 10-5 3030213	FBSR 10-5 3033710	FBS 20-5 3030226
PTU 2,5-TWIN...	FBS 2-5 3030161	FBSR 2-5 3030702	FBS 3-5 3030174	FBSR 3-5 3001591	FBS 4-5 3030187	FBSR 4-5 3001592	FBS 5-5 3030190	FBSR 5-5 3001593	FBS 10-5 3030213	FBSR 10-5 3033710	FBS 20-5 3030226
MPT 2,5...	FBS 2-5 3030161	FBSR 2-5 3030702	FBS 3-5 3030174	FBSR 3-5 3001591	FBS 4-5 3030187	FBSR 4-5 3001592	FBS 5-5 3030190	FBSR 5-5 3001593	FBS 10-5 3030213	FBSR 10-5 3033710	FBS 20-5 3030226
PT 2,5-4L/1P	FBS 2-5 3030161	FBSR 2-5 3030702	FBS 3-5 3030174	FBSR 3-5 3001591	FBS 4-5 3030187	FBSR 4-5 3001592	FBS 5-5 3030190	FBSR 5-5 3001593	FBS 10-5 3030213	FBSR 10-5 3033710	FBS 20-5 3030226
PT 2,5-4L/2P / PT 2,5-PE/3L/2P	FBS 2-5 3030161	FBSR 2-5 3030702	FBS 3-5 3030174	FBSR 3-5 3001591	FBS 4-5 3030187	FBSR 4-5 3001592	FBS 5-5 3030190	FBSR 5-5 3001593	FBS 10-5 3030213	FBSR 10-5 3033710	FBS 20-5 3030226
PT 4-.../ PT 4-DIO... / PT 4/1P.../ ST 4/2P	FBS 2-6 3030336	FBSR 2-6 3033715	FBS 3-6 3030242	FBSR 3-6 3001594	FBS 4-6 3030255	FBSR 4-6 3001595	FBS 5-6 3030349	FBSR 5-6 3001596	FBS 10-6 3030271	FBSR 10-6 3033716	FBS 20-6 3030365
PT 4-TWIN...	FBS 2-6 3030336	FBSR 2-6 3033715	FBS 3-6 3030242	FBSR 3-6 3001594	FBS 4-6 3030255	FBSR 4-6 3001595	FBS 5-6 3030349	FBSR 5-6 3001596	FBS 10-6 3030271	FBSR 10-6 3033716	FBS 20-6 3030365
PT 4-QUATTRO... / PT 4-QUATTRO-DIO...	FBS 2-6 3030336	FBSR 2-6 3033715	FBS 3-6 3030242	FBSR 3-6 3001594	FBS 4-6 3030255	FBSR 4-6 3001595	FBS 5-6 3030349	FBSR 5-6 3001596	FBS 10-6 3030271	FBSR 10-6 3033716	FBS 20-6 3030365
PTC 4-HESI...	-	-	-	-	-	-	-	-	-	-	-
PT 4-HESI...	FBS 2-6 3030336	FBSR 2-6 3033715	FBS 3-6 3030242	FBSR 3-6 3001594	FBS 4-6 3030255	FBSR 4-6 3001595	FBS 5-6 3030349	FBSR 5-6 3001596	FBS 10-6 3030271	FBSR 10-6 3033716	FBS 20-6 3030365
PTU 4-TWIN...	FBS 2-6 3030336	FBSR 2-6 3033715	FBS 3-6 3030242	FBSR 3-6 3001594	FBS 4-6 3030255	FBSR 4-6 3001595	FBS 5-6 3030349	FBSR 5-6 3001596	FBS 10-6 3030271	FBSR 10-6 3033716	FBS 20-6 3030365
PTU 4-MT... / PTU 4-TG...	FBS 2-6 3030336	FBSR 2-6 3033715	FBS 3-6 3030242	FBSR 3-6 3001594	FBS 4-6 3030255	FBSR 4-6 3001595	FBS 5-6 3030349	FBSR 5-6 3001596	FBS 10-6 3030271	FBSR 10-6 3033716	FBS 20-6 3030365
PT 4-MT/...-TG / PT 4-FSI/F...	-	-	-	-	-	-	-	-	-	-	-
PTI 4...	FBS 2-6 3030336	FBSR 2-6 3033715	FBS 3-6 3030242	FBSR 3-6 3001594	FBS 4-6 3030255	FBSR 4-6 3001595	FBS 5-6 3030349	FBSR 5-6 3001596	FBS 10-6 3030271	FBSR 10-6 3033716	FBS 20-6 3030365
PTTB 4...	FBS 2-6 3030336	FBSR 2-6 3033715	FBS 3-6 3030242	FBSR 3-6 3001594	FBS 4-6 3030255	FBSR 4-6 3001595	FBS 5-6 3030349	FBSR 5-6 3001596	FBS 10-6 3030271	FBSR 10-6 3033716	FBS 20-6 3030365
PT 4-PE/3L	FBS 2-6 3030336	FBSR 2-6 3033715	FBS 3-6 3030242	FBSR 3-6 3001594	FBS 4-6 3030255	FBSR 4-6 3001595	FBS 5-6 3030349	FBSR 5-6 3001596	FBS 10-6 3030271	FBSR 10-6 3033716	FBS 20-6 3030365
PT 6...	FBS 2-8 3030284	FBSR 2-8 3033808	FBS 3-8 3030297	FBSR 3-8 3001597	FBS 4-8 3030307	FBSR 4-8 3000585	FBS 5-8 3030310	FBSR 5-8 3033809	FBS 10-8 3030323	FBSR 10-8 3001599	-
PT 6-TWIN...	FBS 2-8 3030284	FBSR 2-8 3033808	FBS 3-8 3030297	FBSR 3-8 3001597	FBS 4-8 3030307	FBSR 4-8 3000585	FBS 5-8 3030310	FBSR 5-8 3033809	FBS 10-8 3030323	FBSR 10-8 3001599	-
PT 6-QUATTRO...	FBS 2-8 3030284	FBSR 2-8 3033808	FBS 3-8 3030297	FBSR 3-8 3001597	FBS 4-8 3030307	FBSR 4-8 3000585	FBS 5-8 3030310	FBSR 5-8 3033809	FBS 10-8 3030323	FBSR 10-8 3001599	-
PTU 6...	FBS 2-8 3030284	FBSR 2-8 3033808	FBS 3-8 3030297	FBSR 3-8 3001597	FBS 4-8 3030307	FBSR 4-8 3000585	FBS 5-8 3030310	FBSR 5-8 3033809	FBS 10-8 3030323	FBSR 10-8 3001599	-
PT 6-QUATTRO/2P...	FBS 2-8 3030284	FBSR 2-8 3033808	FBS 3-8 3030297	FBSR 3-8 3001597	FBS 4-8 3030307	FBSR 4-8 3000585	FBS 5-8 3030310	FBSR 5-8 3033809	FBS 10-8 3030323	FBSR 10-8 3001599	-
PT 10...	FBS 2-10 3005947	-	-	-	-	-	FBS 5-10 3005948	-	-	-	-
PT 10-TWIN...	FBS 2-10 3005947	-	-	-	-	-	FBS 5-10 3005948	-	-	-	-
PT 10-HESI...	-	-	-	-	-	-	-	-	-	-	-
PT 16...	FBS 2-12 3005950	-	-	-	-	-	-	-	-	-	-
PT 16-TWIN...	FBS 2-12 3005950	-	-	-	-	-	-	-	-	-	-
High-current terminal block	Insertion bridges				Tap-off terminal blocks		Marking		Screwdriver		
	2-pos.		3-pos.								
PTPOWER 35...	EB 2-16/PT 3212089		EB 3-16/PT 3212090		-		UC-TM 12, UCT-TM 12 or ZB 12		SZF 3-1,0X5,5		
PTPOWER 50...	EB 2-20/PT 3260067		EB 3-20/PT 3260068		-		UC-TM 12, UCT-TM 12 or ZB 12		SZF 3-1,0X5,5		
PTPOWER 95...	EB 2-25/PT 3260157		EB 3-25/PT 3260160		AGK 10-PTPOWER 3260145		UC-TM 12, UCT-TM 12 or ZB 12		SZF 3-1,0X5,5		
PTPOWER 150...	EB 2-31/PT 3215057		EB 3-31/PT 3215058		AGK 10-PTPOWER 3260145		UC-TM 12, UCT-TM 12 or ZB 12		SZF 3-1,0X5,5		

PT accessories

12	2	3	4	14	5	6	7	8	9
Vertical bridge	Cover	End cover segment	Partition plate	Test adapter 4 mm	Modular test plug	Spacer plate for test plug	Center groove	Marking Center and lateral groove	Marker carrier
-	D-PT 2,5-QUATTRO-MTB 3210209	-	-	PAI-4-N GY 3032871	PS-5 3030983	DP PS-5 3036725	UC-TM 5, UCT-TM 5 or ZB 5	UC-TMF 5, UCT-TMF 5 or ZBF 5	-
-	D-ST 2,5 3031762	-	ATP-ST 4 3030721	PAI-4-N GY 3032871	PS-5 3030983	DP PS-5 3036725	UC-TM 5, UCT-TM 5 or ZB 5	UC-TMF 5, UCT-TMF 5 or ZBF 5	STP 5-2-ZB 3037643
-	D-ST 2,5 3031762	-	ATP-ST 4 3030721	-	-	-	UC-TM 5, UCT-TM 5 or ZB 5	-	STP 5-2-ZB 3037643
FBS-PV 3032185	D-STTBS 2,5 3038503	-	ATP-STTB 4 3030747	PAI-4-N GY 3032871	PS-5 3030983	DP PS-5 3036725	UC-TM 5, UCT-TM 5 or ZB 5	UC-TMF 5, UCT-TMF 5 or ZBF 5	STP 5-2-ZB 3037643
-	D-PTI/3 3213975	-	ATP-PTI/3 3213990	PAI-4-N GY 3032871	PS-5 3030983	DP PS-5 3036725	UC-TM 5, UCT-TM 5 or ZB 5	UC-TMF 5, UCT-TMF 5 or ZBF 5	-
-	D-PTB 2,5/3 3210552	-	-	PAI-4-N GY 3032871	PS-5 3030983	DP PS-5 3036725	UC-TM 5, UCT-TM 5 or ZB 5	UC-TMF 5, UCT-TMF 5 or ZBF 5	-
FBS-PV UT 3047358	D-PT 2,5-PE/3L 3210543	-	-	PAI-4-N GY 3032871	PS-5 3030983	DP PS-5 3036725	UC-TM 5, UCT-TM 5 or ZB 5	UC-TMF 5, UCT-TMF 5 or ZBF 5	-
-	D-PTT 2,5/S-2MT-0,8 3210300	-	ATP-STTB 4 3030747	-	-	-	-	UC-TMF 5, UCT-TMF 5 or ZBF 5	-
FBS-PV 3032185	D-PTTBS 2,5-2MTB 3210404	-	-	PAI-4-N GY 3032871	PS-5 3030983	DP PS-5 3036725	UC-TM 5, UCT-TM 5 or ZB 5	-	-
-	D-PTI 2,5/3B 3213959	-	ATP-PTI/3 3213990	PAI-4-N GY 3032871	PS-5 3030983	DP PS-5 3036725	-	UC-TMF 5, UCT-TMF 5 or ZBF 5	-
-	D-STU 2,5-TWIN 3033045	-	ATP-ST-TWIN 3030789	PAI-4-N GY 3032871	PS-5 3030983	DP PS-5 3036725	UC-TM 5, UCT-TM 5 or ZB 5	UC-TMF 5, UCT-TMF 5 or ZBF 5	STP 5-2-ZB 3037643
-	D-MPT 2,5 3248140	-	-	PAI-4-N GY 3032871	PS-5 3030983	DP PS-5 3036725	-	UC-TMF 5, UCT-TMF 5 or ZBF 5	-
FBS-PV PT 2,5-4L 3012318	D-PT 2,5-4L/1P 3012301	-	-	PAI-4-N GY 3032871	PS-5 3030983	DP PS-5 3036725	-	UC-TMF 5, UCT-TMF 5 or ZBF 5	-
FBS-PV PT 2,5-4L 3012318	D-PT 2,5-4L/2P 3012311	-	-	PAI-4-N GY 3032871	PS-5 3030983	DP PS-5 3036725	-	UC-TMF 5, UCT-TMF 5 or ZBF 5	-
-	D-ST 4 3030420	-	ATP-ST 4 3030721	PAI-4-N GY 3032871	PS-6 3030996	DP PS-6 3036738	UC-TM 6, UCT-TM 6 or ZB 6	UC-TMF 6, UCT-TMF 6 or ZBF 6	STP 5-2-ZB 3037643
-	D-PT 4-TWIN 3208977	-	ATP-ST-TWIN 3030789	PAI-4-N GY 3032871	PS-6 3030996	DP PS-6 3036738	UC-TM 6, UCT-TM 6 or ZB 6	UC-TMF 6, UCT-TMF 6 or ZBF 6	STP 5-2-ZB 3037643
-	D-PT 4-QUATTRO 3208979	-	ATP-ST QUATTRO 3030815	PAI-4-N GY 3032871	PS-6 3030996	DP PS-6 3036738	UC-TM 6, UCT-TM 6 or ZB 6	UC-TMF 6, UCT-TMF 6 or ZBF 6	STP 5-2-ZB 3037643
-	-	-	ATP-ST QUATTRO 3030815	-	-	-	-	UC-TMF 6, UCT-TMF 6 or ZBF 6	-
-	D-ST 4 3030420	-	ATP-ST 4 3030721	PAI-4-N GY 3032871	PS-6 3030996	DP PS-6 3036738	UC-TM 6, UCT-TM 6 or ZB 6	UC-TMF 6, UCT-TMF 6 or ZBF 6	-
-	D-PTU 4-TWIN 3211863	-	ATP-ST-TWIN 3030789	PAI-4-N GY 3032871	PS-6 3030996	DP PS-6 3036738	UC-TM 6, UCT-TM 6 or ZB 6	UC-TMF 6, UCT-TMF 6 or ZBF 6	STP 5-2-ZB 3037643
-	D-PTU 4-MT 3209534	-	ATP-ST QUATTRO 3030815	PAI-4-N GY 3032871	PS-6 3030996	DP PS-6 3036738	UC-TM 6, UCT-TM 6 or ZB 6	UC-TMF 6, UCT-TMF 6 or ZBF 6	-
-	D-ST 4 3030420	-	ATP-ST 4 3030721	-	-	-	-	UC-TMF 6, UCT-TMF 6 or ZBF 6	-
-	D-PTI 4/3 3214054	-	-	PAI-4-N GY 3032871	PS-6 3030996	DP PS-6 3036738	-	UC-TMF 6, UCT-TMF 6 or ZBF 6	-
FBS-PV 3032185	D-STTB 4 3030462	-	ATP-STTB 4 3030747	PAI-4-N GY 3032871	PS-6 3030996	DP PS-6 3036738	-	UC-TMF 6, UCT-TMF 6 or ZBF 6	STP 5-2 0800967
FBS-PV UT 3047358	D-PT 4-PE/ 3L 3210443	-	-	PAI-4-N GY 3032871	PS-6 3030996	DP PS-6 3036738	UC-TM 6, UCT-TM 6 or ZB 6	UC-TMF 6, UCT-TMF 6 or ZBF 6	-
-	D-PT 6 3212044	-	ATP-ST 6 3024481	PAI-4-N GY 3032871	PS-8 3031005	DP PS-8 3036741	UC-TM 8, UCT-TM 8 or ZB 8	UC-TMF 8, UCT-TMF 8 or ZBF 8	STP 5-2-ZB 3037643
-	D-PT 6-TWIN 3211508	-	-	PAI-4-N GY 3032871	PS-8 3031005	DP PS-8 3036741	UC-TM 8, UCT-TM 8 or ZB 8	UC-TMF 8, UCT-TMF 8 or ZBF 8	STP 5-2-ZB 3037643
-	D-PT 6-QUATTRO 3212963	-	-	PAI-4-N GY 3032871	PS-8 3031005	DP PS-8 3036741	UC-TM 8, UCT-TM 8 or ZB 8	UC-TMF 8, UCT-TMF 8 or ZBF 8	STP 5-2-ZB 3037643
-	D-PTU 6-T 3209533	-	-	PAI-4-N GY 3032871	PS-8 3031005	DP PS-8 3036741	UC-TM 8, UCT-TM 8 or ZB 8	UC-TMF 8, UCT-TMF 8 or ZBF 8	-
-	D-PT 6-QUATTRO/2P 3061855	-	-	PAI-4-N GY 3032871	PS-8 3031005	DP PS-8 3036741	UC-TM 8, UCT-TM 8 or ZB 8	UC-TMF 8, UCT-TMF 8 or ZBF 8	-
-	D-PT 10 3212057	-	-	-	-	-	UC-TM 10, UCT-TM 10 or ZB 10	UC-TMF 10, UCT-TMF 10 or ZBF 10	STP 5-2-ZB 3037643
-	D-PT 10-TWIN 3208748	-	-	-	-	-	UC-TM 10, UCT-TM 10 or ZB 10	UC-TMF 10, UCT-TMF 10 or ZBF 10	STP 5-2-ZB 3037643
-	-	-	-	-	-	-	-	UC-TMF 10, UCT-TMF 10 or ZBF 10	-
-	D-PT 16 N 3212138	-	-	-	-	-	UC-TM 12, UCT-TM 12 or ZB 12	UC-TMF 12, UCT-TMF 12 or ZBF 12	-
-	D-PT 16-TWIN N 3208799	-	-	-	-	-	UC-TM 12, UCT-TM 12 or ZB 12	UC-TMF 12, UCT-TMF 12 or ZBF 12	-

CLIP PROJECT – Planning and marking software

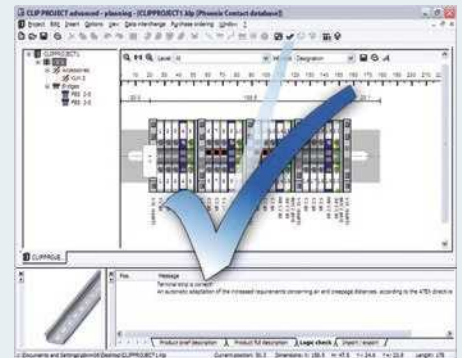
CLIP PROJECT combines our proven planning software for terminal strip configuration with a high-performance marking tool. Direct data exchange with all conventional CAE programs, along with the creation of the complete project documentation, are what make this configuration software unique.

And there's more: With CLIP PROJECT you can also create the marking for all of your applications.

Use CLIP PROJECT to develop your DIN rail modules – complete with bridging, marking, and further accessories.



By integrating CLIP PROJECT in EPLAN P8, terminal strips are automatically produced from the circuit diagram in CLIP PROJECT. The product data is written back to the EPLAN parts lists using the two-way interface.



The automatic correction function checks the configured terminal strip and automatically adds any missing accessories. 2D and 3D design data are available with a click of the mouse.



The configured terminal strips can be distributed across several DIN rails in order to determine the exact space requirements for installation.



Complete documentation and an effective 3D preview are available for rapidly and correctly producing the mechanical structure of the terminal strips.





Phoenix Contact provides a terminal strip service. The terminal strips configured to suit your requirements can be ordered using the e-mail function. Phoenix Contact will supply the terminal strips promptly.

Push-in connection technology – Consistent from the field to the controller

Push-in connection technology from Phoenix Contact allows you to wire your entire application easily and safely.

A complete product range is available for consistent wiring, from field wiring to power and control wiring. You can easily connect sensors and actuators, modular terminal blocks, and interface and automation components without using any tools.

Push-in - the new insertion experience!



**Interface components
with push-in connection**







**Field cabling
with push-in connection**



I/O system and controller with push-in connection

Modular terminal blocks with push-in connection



Push-in connection technology – Reliable and used worldwide

We are at home in electrical engineering and automation in many sectors of industry.

Our products prove themselves daily, in machines and systems across the globe. Reap the benefits of push-in connection technology for your application – consistent from the field to the controller.

DMG MORI SEIKI offers its customers a unique range of services in the field of machine tool manufacturing, through combining innovative technologies and a global, highly qualified sales and service network.

Wired with push-in connection technology from Phoenix Contact.

www.dmgmorseiki.com



DMG MORI SEIKI


70 PHOENIX CONTACT

DMG **MORI SEIKI**



Push-in Technology

Designed by PHOENIX CONTACT



The TRUMPF Group is the global leader in production, laser, and medical technology. TRUMPF offers its customers both innovative and high-quality products, as well as solutions to their problems – in sheet metal processing, laser-based production processes, electronic applications, and hospital equipment. Wired with push-in connection technology from Phoenix Contact. www.trumpf.com

Grenzbach's assembly lines for materials, glass, and photovoltaics are used throughout the world wherever high demands are made on automation and material flow control. Fast manufacturing times and rapid startup on site are some of the keys to its success. In doing so, the company puts its trust in push-in connection technology from Phoenix Contact. www.grenzbach.com

The Weing Group AG is the market leader in solid wood processing machines and turn-key production systems for industrial and manual operations. In addition to series production of machines, the company increasingly offers its customers tailored solutions. When it comes to wiring, Weing puts its trust in push-in connection technology from Phoenix Contact. www.weing.com



Always up-to-date, always available to you. Here you'll find everything on our products, solutions and service:

phoenixcontact.com

Product range

- Cables and wires
- Connectors
- Controllers
- Electronics housing
- Electronic switchgear and motor control
- Fieldbus components and systems
- Functional safety
- HMIs and industrial PCs
- I/O systems
- Industrial communication technology
- Industrial Ethernet
- Installation and mounting material
- Lighting and signaling
- Marking and labeling
- Measurement and control technology
- Modular terminal blocks
- Monitoring
- PCB terminal blocks and PCB connectors
- Plug-in connectors
- Protective devices
- Relay modules
- Sensor/actuator cabling
- Software
- Surge protection and interference filters
- System cabling for controllers
- Tools
- Wireless data communication

PHOENIX CONTACT GmbH & Co. KG
 Flachmarktstraße 8
 32825 Blomberg, Germany
 Phone: +49 (0) 52 35 3-00
 Fax: +49 (0) 52 35 3-4 12 00
 E-mail: info@phoenixcontact.com
phoenixcontact.com

Printed in Germany
© PHOENIX CONTACT 2015

IC10-14,000.L3
MNR 52006713/2015-03-31/02



Компания «ЭлектроПласт» предлагает заключение долгосрочных отношений при поставках импортных электронных компонентов на взаимовыгодных условиях!

Наши преимущества:

- Оперативные поставки широкого спектра электронных компонентов отечественного и импортного производства напрямую от производителей и с крупнейших мировых складов;
- Поставка более 17-ти миллионов наименований электронных компонентов;
- Поставка сложных, дефицитных, либо снятых с производства позиций;
- Оперативные сроки поставки под заказ (от 5 рабочих дней);
- Экспресс доставка в любую точку России;
- Техническая поддержка проекта, помощь в подборе аналогов, поставка прототипов;
- Система менеджмента качества сертифицирована по Международному стандарту ISO 9001;
- Лицензия ФСБ на осуществление работ с использованием сведений, составляющих государственную тайну;
- Поставка специализированных компонентов (Xilinx, Altera, Analog Devices, Intersil, Interpoint, Microsemi, Aeroflex, Peregrine, Syfer, Eurofarad, Texas Instrument, Miteq, Cobham, E2V, MA-COM, Hittite, Mini-Circuits, General Dynamics и др.);

Помимо этого, одним из направлений компании «ЭлектроПласт» является направление «Источники питания». Мы предлагаем Вам помощь Конструкторского отдела:

- Подбор оптимального решения, техническое обоснование при выборе компонента;
- Подбор аналогов;
- Консультации по применению компонента;
- Поставка образцов и прототипов;
- Техническая поддержка проекта;
- Защита от снятия компонента с производства.



Как с нами связаться

Телефон: 8 (812) 309 58 32 (многоканальный)

Факс: 8 (812) 320-02-42

Электронная почта: org@eplast1.ru

Адрес: 198099, г. Санкт-Петербург, ул. Калинина, дом 2, корпус 4, литера А.