


Fuse modular terminal block - UT 4-PE/L/HESILED 250 (5X20) - 3214323

Please be informed that the data shown in this PDF Document is generated from our Online Catalog. Please find the complete data in the user's documentation. Our General Terms of Use for Downloads are valid (<http://phoenixcontact.com/download>)



Fuse modular terminal block, Connection method: Screw connection, Cross section: 0.14 mm²- 6 mm², AWG: 26 - 10, Nominal current: 28 A, Nominal voltage: 500 V, Width: 6.2 mm, Fuse type: G / 5 x 20, Fuse type: Glass, Mounting type: NS 35/7,5, NS 35/15, Color: black

The illustration shows the version without LED/light indicator

Product Features



Key commercial data

Packing unit	1 pc
Minimum order quantity	50 pc
Weight per Piece (excluding packing)	37.2 GRM
Custom tariff number	85369085
Country of origin	Poland

Technical data

General

Note	The current is determined by the fuse used, the voltage by the selected LED. If the fuse is faulty, the downstream circuit will not be disconnected.
Number of levels	3
Number of connections	5
Color	black
Insulating material	PA
Inflammability class according to UL 94	V0
Fuse	G / 5 x 20
Fuse type	Glass
Rated surge voltage	6 kV
Pollution degree	3

Fuse modular terminal block - UT 4-PE/L/HESILED 250 (5X20) - 3214323

Technical data

General

Surge voltage category	III
Insulating material group	I
Maximum power dissipation	max. 1.6 W (With single arrangement of the fuse terminal block in the event of overload)
LED voltage range	110 V AC ... 250 V AC
LED current range	0.41 mA ... 0.96 mA
Connection in acc. with standard	IEC 60947-7-2/IEC 60947-7-3
Current	36 A
Additional text	the current is determined by the fuse used
Nominal current I_N	28 A
Nominal voltage U_N	500 V
Maximum load current (upper level)	6.3 A
Additional text	the current is determined by the fuse used
Connection in acc. with standard	IEC 60947-7-2/IEC 60947-7-3
Nominal current I_N (upper level)	6.3 A
Nominal voltage U_N	250 V
Open side panel	nein

Dimensions

Width	6.2 mm
Length	92.7 mm
Height NS 35/7,5	88.9 mm
Height NS 35/15	96.4 mm

Connection data

Note	Please observe the current carrying capacity of the DIN rails.
Conductor cross section solid min.	0.14 mm ²
Conductor cross section solid max.	6 mm ²
Conductor cross section flexible min.	0.14 mm ²
Conductor cross section flexible max.	6 mm ²
Conductor cross section AWG/kcmil min.	26
Conductor cross section AWG/kcmil max	10
Conductor cross section flexible, with ferrule without plastic sleeve min.	0.14 mm ²
Conductor cross section stranded, with ferrule without plastic sleeve max.	4 mm ²
Conductor cross section flexible, with ferrule with plastic sleeve min.	0.14 mm ²
Conductor cross section flexible, with ferrule with plastic sleeve max.	4 mm ²
2 conductors with same cross section, solid min.	0.14 mm ²
2 conductors with same cross section, solid max.	1.5 mm ²

Fuse modular terminal block - UT 4-PE/L/HESILED 250 (5X20) - 3214323

Technical data

Connection data

2 conductors with same cross section, stranded min.	0.14 mm ²
2 conductors with same cross section, stranded max.	1.5 mm ²
2 conductors with same cross section, stranded, ferrules without plastic sleeve, min.	0.14 mm ²
2 conductors with same cross section, stranded, ferrules without plastic sleeve, max.	1.5 mm ²
2 conductors with same cross section, stranded, TWIN ferrules with plastic sleeve, min.	0.5 mm ²
2 conductors with same cross section, stranded, TWIN ferrules with plastic sleeve, max.	1.5 mm ²
Connection method	Screw connection
Stripping length	9 mm
Internal cylindrical gage	A4
Screw thread	M3
Tightening torque, min	0.6 Nm
Tightening torque max	0.8 Nm

Classifications

eCl@ss

eCl@ss 5.1	27141116
eCl@ss 6.0	27141116
eCl@ss 8.0	27141116

ETIM

ETIM 4.0	EC000899
ETIM 5.0	EC000899

Approvals

Approvals

Approvals

UL Recognized / cUL Recognized / cULus Recognized

Ex Approvals


UL Recognized / cUL Recognized / cULus Recognized

Fuse modular terminal block - UT 4-PE/L/HESILED 250 (5X20) - 3214323


Approvals

Approvals submitted


Approval details

UL Recognized 

		B	C	D
mm ² /AWG/kcmil	26-10	26-10	26-10	
Nominal current I _N	16 A	16 A		
Nominal voltage U _N	300 V	300 V		

cUL Recognized 

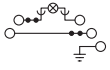
		B	C	D
mm ² /AWG/kcmil	26-10	26-10	26-10	
Nominal current I _N	16 A	16 A		
Nominal voltage U _N	300 V	300 V		

cULus Recognized 

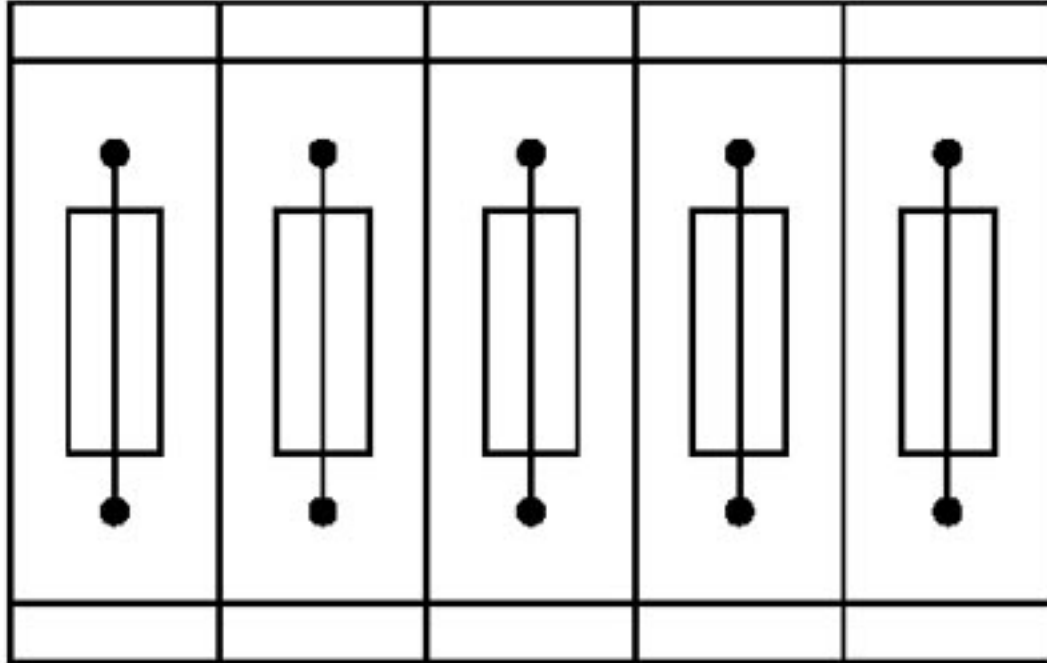
Drawings

Fuse modular terminal block - UT 4-PE/L/HESILED 250 (5X20) - 3214323

Circuit diagram



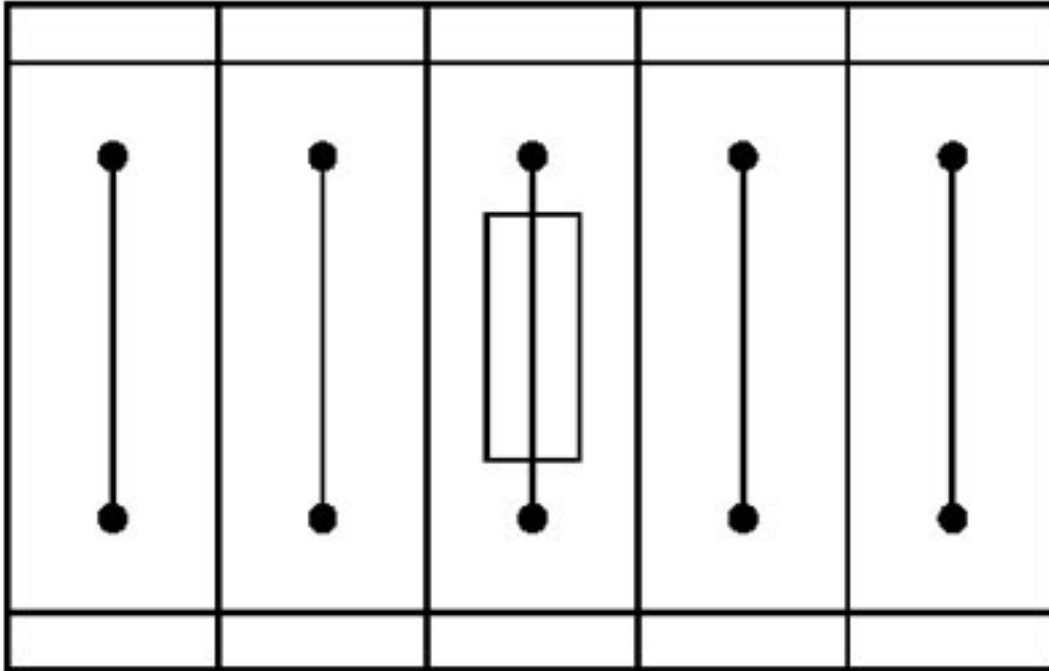
Application drawing



Fuse terminal blocks in interconnected arrangement, block consisting of 5 fuse terminal blocks

Fuse modular terminal block - UT 4-PE/L/HESILED 250 (5X20) - 3214323

Application drawing



Fuse terminal block in single arrangement,
block consisting of one fuse terminal block and 4 feed-through terminal blocks



Компания «ЭлектроПласт» предлагает заключение долгосрочных отношений при поставках импортных электронных компонентов на взаимовыгодных условиях!

Наши преимущества:

- Оперативные поставки широкого спектра электронных компонентов отечественного и импортного производства напрямую от производителей и с крупнейших мировых складов;
- Поставка более 17-ти миллионов наименований электронных компонентов;
- Поставка сложных, дефицитных, либо снятых с производства позиций;
- Оперативные сроки поставки под заказ (от 5 рабочих дней);
- Экспресс доставка в любую точку России;
- Техническая поддержка проекта, помощь в подборе аналогов, поставка прототипов;
- Система менеджмента качества сертифицирована по Международному стандарту ISO 9001;
- Лицензия ФСБ на осуществление работ с использованием сведений, составляющих государственную тайну;
- Поставка специализированных компонентов (Xilinx, Altera, Analog Devices, Intersil, Interpoint, Microsemi, Aeroflex, Peregrine, Syfer, Eurofarad, Texas Instrument, Miteq, Cobham, E2V, MA-COM, Hittite, Mini-Circuits, General Dynamics и др.);

Помимо этого, одним из направлений компании «ЭлектроПласт» является направление «Источники питания». Мы предлагаем Вам помощь Конструкторского отдела:

- Подбор оптимального решения, техническое обоснование при выборе компонента;
- Подбор аналогов;
- Консультации по применению компонента;
- Поставка образцов и прототипов;
- Техническая поддержка проекта;
- Защита от снятия компонента с производства.



Как с нами связаться

Телефон: 8 (812) 309 58 32 (многоканальный)

Факс: 8 (812) 320-02-42

Электронная почта: org@eplast1.ru

Адрес: 198099, г. Санкт-Петербург, ул. Калинина, дом 2, корпус 4, литера А.