

LOW COST, SNAP-IN TOGGLE FOR WET & DUSTY ENVIRONMENTS, 1 & 2 POLES

The K4 series snap-in toggle switches are rugged, high performance sealed switches designed for use under severe conditions found in marine, appliance, heavy equipment and industrial control applications. They are totally sealed so the switch can withstand direct water spray and submersion, even during operation. Sealed to IP68S with an optional panel seal available, the K4 is also sealed to IP69K.

The K4 series is offered in single and double pole configurations. Toggle action includes 2 and 3-position, momentary and maintained operation in a combination of 13 variations.

Mounting is simple and quick; snaps into panel from the front. The OTTO snap-in design supports a variety of panel thicknesses with just one cutout size specified.

Existing unsealed applications are easily upgraded to sealed functionality because the K series drops into existing panel cutouts.

A choice of models are offered to handle current from 16 amps to low level electronic switching levels.



Single & Double Pole

LED, Neon or Incandescent Illumination

## Features:

- Withstands direct water spray
- Sealed to IP68S and IP69K
- Fits industry standard panel openings for drop-in replacement of panel sealed & unsealed switches
- Snap-in feature accommodates a wide range of panel cutouts
- Switches up to 16 amps
- UV & solvent resistant
- Withstands extreme shock & vibration
- Legends & illuminated function indicators available
- 2 & 3-position, momentary, maintained action & center OFF
- RoHS/WEEE/Reach compliant

Standard Characteristics/Ratings:		
<b>ELECTRICAL RATINGS:</b>		
Load	Sea Level @ 28VDC or 125/250VAC, 60Hz	Cycles
Resistive	16A	25,000
Resistive	10A	50,000
Inductive	10A	25,000
Lamp	5A	25,000
Motor	0.5HP	25,000
DVV	1050Vrms except across light terminals	
Low Level	10mA @ 30mV	100,000
<b>Electrical Life:</b>	See Rating Chart	
<b>LIGHTING:</b>		
Light Source	Rating	
Incandescent	(VDC) 6V, 12V, 24V	
Neon	(VAC) 125V, 250V	
LED	(VDC) 2V, 6V, 12V, 24V	
<b>Mechanical Life:</b>	100,000 cycles	
<b>Seal:</b>	IP68S and IP69K	
<b>Operating Temp Range:</b>	-30°C to +85°C	
<b>MATERIALS:</b>		
<b>Case:</b>	Thermoplastic	
<b>Toggle:</b>	Stainless steel	
<b>Terminals/Contact:</b>	Brass, silver alloy with silver plate, gold plate for low level	
<b>Terminal Hardware:</b>	Screws and lockwashers provided when applicable K4 series recommended Quick Connect terminals: AMP 60253-2 for 12-16 AWG AMP 42100-2 for 14-18 AWG	
<b>Mounting Hardware:</b>	None provided	

# SEALED, ILLUMINATED SNAP-IN TOGGLE

**K4**  
SNAP-IN  
TOGGLES

LOW COST, SNAP-IN TOGGLE FOR WET & DUSTY ENVIRONMENTS, 1 & 2 POLES



TERMINAL STYLES (.032 THICK)		
SCREW	QUICK CONNECT	SOLDER

**MOUNTING OPENING:** (J)  
 PANEL THICKNESS RANGE OF .025 - .105 A GASKET IS RECOMMENDED  
 PANEL THICKNESS RANGE OF .105 - .187 W/O GASKET  
 PANEL OPENING: MIN. TYP. MAX.  
 WIDTH .870 .937 1.000  
 LENGTH 1.072 1.099 1.125



## K4 SERIES PART NUMBER CODE

<b>K4</b>	<b>X</b>	<b>X</b>	<b>X</b>	<b>X</b>	<b>X</b>	<b>X</b>	<b>X</b>	<b>X</b>
<b>Terminal Style/ Switch Style</b>	<b>Actuator Style</b>	<b>Switch Action/Circuit</b>			<b>Circuit</b>	<b>Light Type</b>		<b>Legend &amp; Orientation</b> □
<b>A. Quick Connect/ Standard</b>	<b>A. Bat Handle</b>	<b>Position "A"</b>	<b>Position "B"</b>	<b>Position "C"</b>		<b>Position "A"</b>	<b>Position "B"</b>	<b>A. No Legend</b>
<b>B. Screw/Standard</b>		<b>A. 1-C1</b>	<b>NONE</b>	<b>OFF</b>	<b>SPST</b>	<b>A. No Lens</b>	<b>A. No Lens</b>	<b>B. Red</b>
<b>C. Solder/Standard</b>		<b>B. 1-C1</b>	<b>NONE</b>	<b>2-C1</b>	<b>SPDT</b>	<b>B. Red</b>	<b>B. Red</b>	<b>C. Green</b>
<b>D. Quick Connect/ Low Level</b>		<b>C. (1-C1)</b>	<b>NONE</b>	<b>OFF</b>	<b>SPST</b>	<b>C. Green</b>	<b>C. Green</b>	<b>D. Amber</b>
<b>E. Screw/Low Level</b>		<b>D. (1-C1)</b>	<b>NONE</b>	<b>2-C1</b>	<b>SPDT</b>	<b>D. Amber</b>	<b>D. Amber</b>	<b>E. Clear</b>
<b>F. Solder/Low Level</b>		<b>E. (1-C1)</b>	<b>OFF</b>	<b>(2-C1)</b>	<b>SPDT</b>	<b>E. Clear</b>		
		<b>F. 1-C1</b>	<b>OFF</b>	<b>2-C1</b>	<b>SPDT</b>			
		<b>G. (1-C1)</b>	<b>OFF</b>	<b>2-C1</b>	<b>SPDT</b>			
		<b>H. 1-C1/3-C2</b>	<b>NONE</b>	<b>OFF</b>	<b>DPST</b>			
		<b>J. 1-C1/3-C2</b>	<b>NONE</b>	<b>2-C1/4-C2</b>	<b>DPDT</b>			
		<b>K. (1-C1)/(3-C2)</b>	<b>NONE</b>	<b>OFF</b>	<b>DPST</b>			
		<b>L. (1-C1)/(3-C2)</b>	<b>NONE</b>	<b>2-C1/4-C2</b>	<b>DPDT</b>			
		<b>M. (1-C1)/(3-C2)</b>	<b>OFF</b>	<b>(2-C1)/(4-C2)</b>	<b>DPDT</b>			
		<b>N. 1-C1/3-C2</b>	<b>OFF</b>	<b>2-C1/4-C2</b>	<b>DPDT</b>			
		<b>P. (1-C1)/(3-C2)</b>	<b>OFF</b>	<b>2-C1/4-C2</b>	<b>DPDT</b>			

**Light Type Legend:**  
 A. No Light  
 B. 6V Incandescent  
 C. 12V Incandescent  
 D. 24V Incandescent  
 E. 125VAC Neon  
 F. 250VAC Neon  
 G. 2V Red LED  
 H. 2V Green LED  
 J. 2V Amber LED  
 K. 6V Red LED  
 L. 6V Green LED  
 M. 6V Amber LED  
 N. 12V Red LED  
 P. 12V Green LED  
 Q. 12V Amber LED  
 R. 24V Red LED  
 S. 24V Green LED  
 T. 24V Amber LED

**Legend & Orientation Legend:**  
 A. No Legend  
 B. Dependent Light ON in position "A" Wired to terms 1 & 7  
 C. Independent Light at position "C" Wired to terms 7 & 8  
 D. Independent Light ON in position "A" Wired to terms 7 & 8  
 E. Independent Light at position "A" Wired to terms 7 & 8  
 F. Independent Light ON in position "A" Wired to terms 7 & 8  
 G. Independent Light at position "C" Wired to terms 7 & 8  
 H. Independent Light ON in position "C" Wired to terms 7 & 8  
 J. Independent Light ON in position "C" Wired to terms 7 & 8  
 K. Independent Light ON in position "A" Wired to terms 3 & 7  
 L. Independent Light at position "A" Wired to terms 3 & 7  
 M. Independent Light ON in position "C" Wired to terms 4 & 8  
 N. Independent Light at position "C" Wired to terms 4 & 8  
 P. Independent Light ON in position "C" Wired to terms 2 & 8  
 R. Independent Light at position "C" Wired to terms 2 & 8

**Optional Panel Gasket:**  
 P/N 807038-1 0.062" thickness  
 P/N 807038-2 0.031" thickness

**K4 Connector P/N C801765**

**POSITION "A" POSITION "B" POSITION "C"**

**NOTE:** ( ) denotes momentary action.

**NOTES:**  
 • No momentary switches with dependent lights.  
 • Neon lamps only to be coded with clear or amber lenses.  
 • LED lenses must be clear or same color as LED.  
 • No legends on lamp side of switch.  
 • No dependent light in OFF positions.  
 • All legends printed on actuators without lens(es) will be white except actuator codes C, F, J, M & R.  
 • All legends printed on lenses will be white except on clear lens(es) will be black.

## ORDERING INFORMATION

**Example:** K4AAKEEABA specifies Q.C. terminals, standard rating; bat handle; DPST two position momentary ON, maintained OFF; 125VAC neon light; clear lens in positions "A", no lens in position "C"; dependent light ON in position "A", wired to terminals 1 & 7; no legend.

• K4 panel plugs available as shown on page 167.

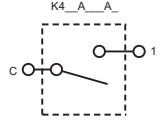
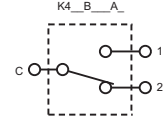
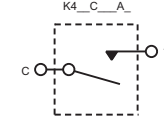
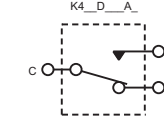
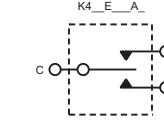
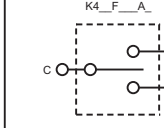
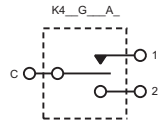
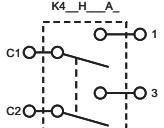
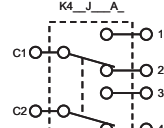
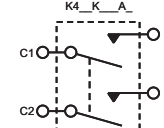
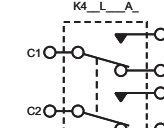
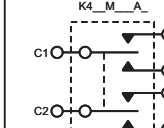
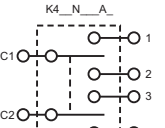
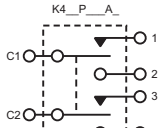


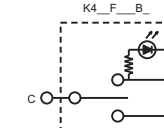
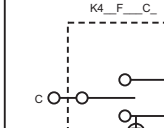
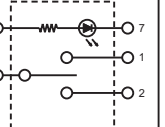
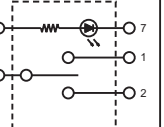
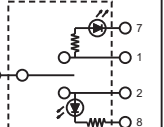
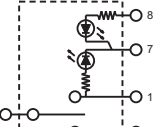
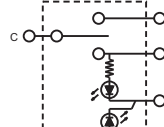
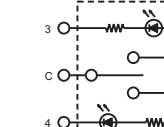
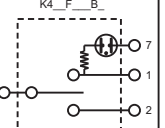
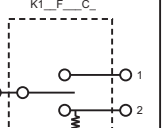
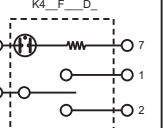
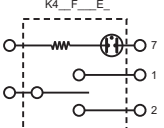
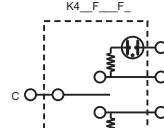
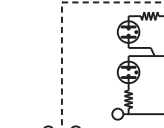
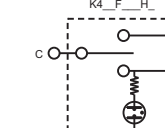
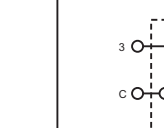
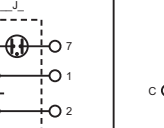
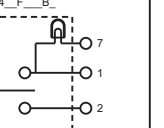
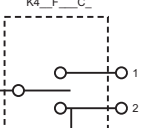
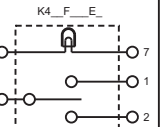
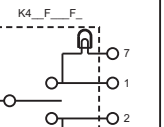
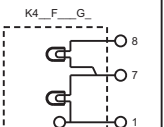
Specifications Subject To Change Without Notice

**NOTE:** LED anode (+) terminal number shown in **bold**.

**D** = Dependent Light  
**I** = Independent Light

① All legends are white. Legend cannot be on the same side as the lens.

## K4 SCHEMATICS

 <p>K4_A_A_A_ SPST - ON-NONE-OFF SCHEMATIC</p>	 <p>K4_B_A_A_ SPST - ON-NONE-ON SCHEMATIC</p>	 <p>K4_C_A_A_ SPST - (ON)-NONE-OFF SCHEMATIC</p>	 <p>K4_D_A_A_ SPDT - (ON)-NONE-ON SCHEMATIC</p>	 <p>K4_E_A_A_ SPDT - (ON)-OFF-(ON) SCHEMATIC</p>	 <p>K4_F_A_A_ SPDT - ON-OFF-ON SCHEMATIC</p>
 <p>K4_G_A_A_ SPDT - (ON)-OFF-ON SCHEMATIC</p>	 <p>K4_H_A_A_ DPST - ON-NONE-OFF SCHEMATIC</p>	 <p>K4_J_A_A_ DPDT - ON-NONE-ON SCHEMATIC</p>	 <p>K4_K_A_A_ DPST - (ON)-NONE-OFF SCHEMATIC</p>	 <p>K4_L_A_A_ DPDT - (ON)-NONE-ON SCHEMATIC</p>	 <p>K4_M_A_A_ DPDT - (ON)-OFF-(ON) SCHEMATIC</p>
 <p>K4_N_A_A_ DPDT - ON-OFF-ON SCHEMATIC</p>	 <p>K4_P_A_A_ DPDT - (ON)-OFF-ON SCHEMATIC</p>	<p>GENERAL SCHEMATIC INFORMATION</p> <ul style="list-style-type: none"> <li>○ ○ INDICATES MAINTAIN ACTION (FIXED POSITION)</li> <li>◀ ○ INDICATES MOMENTARY ACTION (AUTOMATIC RETURN POSITION)</li> </ul>		 <p>K4_F_B_ SPDT - ON-OFF-ON SCHEMATIC W/DEP LED IN "A"</p>	 <p>K4_F_C_ SPDT - ON-OFF-ON SCHEMATIC W/DEP LED IN "C"</p>
 <p>K4_F_D_ SPDT - ON-OFF-ON SCHEMATIC W/IND LED IN "A"</p>	 <p>K4_F_E_ SPDT - ON-OFF-ON SCHEMATIC W/IND LED IN "C"</p>	 <p>K4_F_F_ SPDT - ON-OFF-ON SCHEMATIC W/DEP LED IN "A" "C"</p>	 <p>K4_F_G_ SPDT - ON-OFF-ON SCHEMATIC W/DEP LED IN "A" IND LED IN "C"</p>	 <p>K4_F_H_ SPDT - ON-OFF-ON SCHEMATIC W/IND LED IN "A" DEP LED IN "C"</p>	 <p>K4_F_J_ SPDT - ON-OFF-ON SCHEMATIC W/IND LED IN "A" IND LED IN "C"</p>
 <p>K4_F_B_ SPDT - ON-OFF-ON SCHEMATIC W/DEP NEON BULB IN "A"</p>	 <p>K4_F_C_ SPDT - ON-OFF-ON SCHEMATIC W/DEP NEON BULB IN "C"</p>	 <p>K4_F_D_ SPDT - ON-OFF-ON SCHEMATIC W/IND NEON BULB IN "A"</p>	 <p>K4_F_E_ SPDT - ON-OFF-ON SCHEMATIC W/IND NEON BULB IN "C"</p>	 <p>K4_F_F_ SPDT - ON-OFF-ON SCHEMATIC W/DEP NEON BULB IN "A" "C"</p>	 <p>K4_F_G_ SPDT - ON-OFF-ON SCHEMATIC W/DEP NEON IN "A" IND NEON IN "C"</p>
 <p>K4_F_H_ SPDT - ON-OFF-ON SCHEMATIC W/IND NEON IN "A" DEP NEON IN "C"</p>	 <p>K4_F_J_ SPDT - ON-OFF-ON SCHEMATIC W/IND NEON IN "A" "C" IND NEON IN "C"</p>	 <p>K4_F_B_ SPDT - ON-OFF-ON SCHEMATIC W/DEP BULB IN "A"</p>	 <p>K4_F_C_ SPDT - ON-OFF-ON SCHEMATIC W/DEP BULB IN "C"</p>	 <p>K4_F_D_ SPDT - ON-OFF-ON SCHEMATIC W/IND BULB IN "A"</p>	
 <p>K4_F_E_ SPDT - ON-OFF-ON SCHEMATIC W/IND BULB IN "C"</p>	 <p>K4_F_F_ SPDT - ON-OFF-ON SCHEMATIC W/DEP BULB IN "A" "C"</p>	 <p>K4_F_G_ SPDT - ON-OFF-ON SCHEMATIC W/DEP BULB IN "A" "C" IND BULB IN "C"</p>	 <p>K4_F_H_ SPDT - ON-OFF-ON SCHEMATIC W/IND BULB IN "A" "C" DEP BULB IN "C"</p>	 <p>K4_F_J_ SPDT - ON-OFF-ON SCHEMATIC W/IND BULB IN "A" "C" IND BULB IN "C"</p>	<p>UNLESS OTHERWISE SPECIFIED DIMENSIONS ARE IN INCHES. TOLERANCES ARE AS LISTED. MUST BE FREE FROM BURRS AND SHARP EDGES</p> <p>TOLERANCES            .XX ±.03            .XXX ±.010            ANGLES ±2°            DO NOT SCALE DRAWING</p>



Компания «ЭлектроПласт» предлагает заключение долгосрочных отношений при поставках импортных электронных компонентов на взаимовыгодных условиях!

Наши преимущества:

- Оперативные поставки широкого спектра электронных компонентов отечественного и импортного производства напрямую от производителей и с крупнейших мировых складов;
- Поставка более 17-ти миллионов наименований электронных компонентов;
- Поставка сложных, дефицитных, либо снятых с производства позиций;
- Оперативные сроки поставки под заказ (от 5 рабочих дней);
- Экспресс доставка в любую точку России;
- Техническая поддержка проекта, помощь в подборе аналогов, поставка прототипов;
- Система менеджмента качества сертифицирована по Международному стандарту ISO 9001;
- Лицензия ФСБ на осуществление работ с использованием сведений, составляющих государственную тайну;
- Поставка специализированных компонентов (Xilinx, Altera, Analog Devices, Intersil, Interpoint, Microsemi, Aeroflex, Peregrine, Syfer, Eurofarad, Texas Instrument, Miteq, Cobham, E2V, MA-COM, Hittite, Mini-Circuits, General Dynamics и др.);

Помимо этого, одним из направлений компании «ЭлектроПласт» является направление «Источники питания». Мы предлагаем Вам помощь Конструкторского отдела:

- Подбор оптимального решения, техническое обоснование при выборе компонента;
- Подбор аналогов;
- Консультации по применению компонента;
- Поставка образцов и прототипов;
- Техническая поддержка проекта;
- Защита от снятия компонента с производства.



#### Как с нами связаться

**Телефон:** 8 (812) 309 58 32 (многоканальный)

**Факс:** 8 (812) 320-02-42

**Электронная почта:** [org@eplast1.ru](mailto:org@eplast1.ru)

**Адрес:** 198099, г. Санкт-Петербург, ул. Калинина, дом 2, корпус 4, литера А.