

HL Cable Marker

HL Cable Markers are flat, non-adhesive labels that can be used to identify large cables and wire bundles in particularly aggressive environments. Cable Markers can be applied post cable termination using cable ties.

Manufactured using a specially developed radiation cross-linked flame retarded polymer. Typical installations include mass transit, Military and Aerospace.

Presented as organised markers assembled onto either a fanfold or reeled paper carrier to allow for greater range of printing formats and kitting.



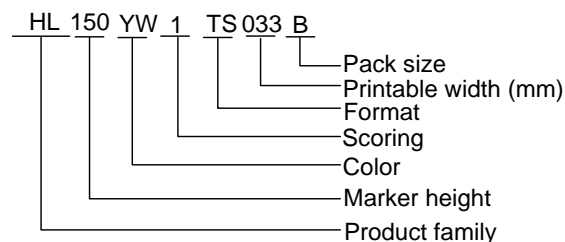
KEY FEATURES

- Highly flame resistant (Excellent resistance to burning - Oxygen Index 35%)
- Resistant to key industrial and military grade fluids (defined by RW-2513)
- Available in several height/width combinations, and non-standard color options

APPLICATIONS

- Post termination cable identification
- Identification of large cables, wire bundles or pipework
- Installation friendly – easy to replace, ideal for retrofitting and repairs. Only tie wraps are needed.
- Mass transit, Rail, Aerospace, Marine, Military and Industrial

PART DESCRIPTION



TEMPERATURE RATING

Operating Temperature Range -55°C to 135°C (-67°F to 275°F)

ENVIRONMENTAL

The Cable Marker, including the print, does not promote mould growth (ASTM G21 / 28 days – zero rating)

Does not migrate materials which will damage or corrode the surrounding environment, including the conductor

Further information and a downloadable declaration covering RoHS and REACH compliance can be found at the TE Product Compliance Support Centre:

<http://www.te.com/en/resources/product-compliance.html>

SPECIFICATIONS / APPROVALS

TE Connectivity Standard

- RW-2513

Industrial

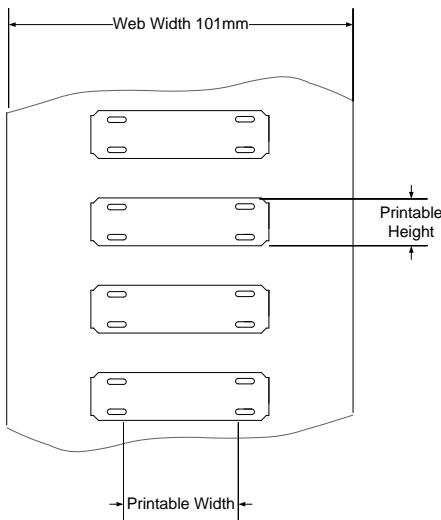
- EN45545-2 'Hazard Classification 3' Requirement Set R24

Where possible, TE have tested product as a finished item, including the print. Operational tests are followed by an assessment of mark adherence to validate fit form and function. Further details can be found in TE standard RW-2539.

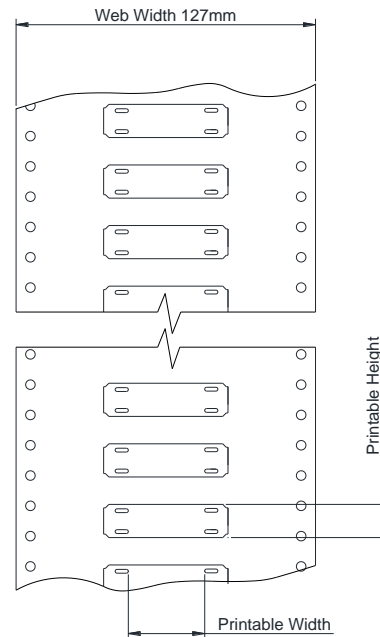
ORDERING INFORMATION

HL Cable Marker

AVAILABLE FORMATS



Typical layout for HL****TS



Typical layout for HL****NF

Part Description	Marker Dimensions (Width x Height)		Printable Area (Width x Height)		Pack Size	
					NF	TS
	mm	Inches	mm	Inches		
HL104 <COLOR> 1 <FORMAT> 025B	45.0 x 10.4	1.80 x 0.4	25 x 10.4	1.00 x 0.4	550	1000
HL104 <COLOR> 1 <FORMAT> 033B	52.0 x 10.4	2.10 x 0.4	33 x 10.4	1.30 x 0.4	550	1000
HL104 <COLOR> 1 <FORMAT> 038B	58.0 x 10.4	2.30 x 0.4	38 x 10.4	1.50 x 0.4	550	1000
HL104 <COLOR> 1 <FORMAT> 050B	70.0 x 10.4	2.75 x 0.4	50 x 10.4	2.00 x 0.4	550	1000
HL104 <COLOR> 1 <FORMAT> 070B	90.0 x 10.4	3.50 x 0.4	70 x 10.4	2.75 x 0.4	550	1000
HL150 <COLOR> 1 <FORMAT> 025B	45.0 x 15.0	1.80 x 0.6	25 x 15.0	1.00 x 0.6	550	500
HL150 <COLOR> 1 <FORMAT> 033B	52.0 x 15.0	2.10 x 0.6	33 x 15.0	1.30 x 0.6	550	500
HL150 <COLOR> 1 <FORMAT> 038B	58.0 x 15.0	2.30 x 0.6	38 x 15.0	1.50 x 0.6	550	500
HL150 <COLOR> 1 <FORMAT> 050B	70.0 x 15.0	2.75 x 0.6	50 x 15.0	2.00 x 0.6	550	500
HL150 <COLOR> 1 <FORMAT> 070B	90.0 x 15.0	3.50 x 0.6	70 x 15.0	2.75 x 0.6	550	500
HL203 <COLOR> 1 <FORMAT> 025B	45.0 x 20.3	1.80 x 0.8	25 x 20.3	1.00 x 0.8	550	500
HL203 <COLOR> 1 <FORMAT> 033B	52.0 x 20.3	2.10 x 0.8	33 x 20.3	1.30 x 0.8	550	500
HL203 <COLOR> 1 <FORMAT> 038B	58.0 x 20.3	2.30 x 0.8	38 x 20.3	1.50 x 0.8	550	500
HL203 <COLOR> 1 <FORMAT> 050B	70.0 x 20.3	2.75 x 0.8	50 x 20.3	2.00 x 0.8	550	500
HL203 <COLOR> 1 <FORMAT> 070B	90.0 x 20.3	3.50 x 0.8	70 x 20.3	2.75 x 0.8	550	500
HL253 <COLOR> 1 <FORMAT> 025B	45.0 x 25.3	1.80 x 1.0	25 x 25.3	1.00 x 1.0	300	250
HL253 <COLOR> 1 <FORMAT> 033B	52.0 x 25.3	2.10 x 1.0	33 x 25.3	1.30 x 1.0	300	250
HL253 <COLOR> 1 <FORMAT> 038B	58.0 x 25.3	2.30 x 1.0	38 x 25.3	1.50 x 1.0	300	250
HL253 <COLOR> 1 <FORMAT> 050B	70.0 x 25.3	2.75 x 1.0	50 x 25.3	2.00 x 1.0	300	250

HL Cable Marker

OPTIONS

Prescoring	Not available on this item - always set to '1'		
Pack sizes	Standard pack sizes only on this item - always set to 'B'		
Colors	Standard	White	Yellow
	Code	WE	YW
	Non standard	Red	Blue
		RD	BE
Format	NF	Dot Matrix Printing (fanfold - single sided)	
	TS	Thermal Transfer (reel - single sided)	
Printable width on marker	025	25mm (1 inch)	
	033	33mm (1.3 inches)	
	038	38mm (1.5 inches)	
	050	50mm (2 inches)	
	070	70mm (2.75 inches)	

Ordering information: Specify product name, marker height, color, scoring option (always 1), format, printable width and pack size (always B) e.g. HL150YW1NF033B.

PRINTER INFORMATION

Print Quality and Print Performance can only be guaranteed when specific TE printer and ribbons are used.

The current list of printers and ribbons can be found in TE document 411-121005 '**Identification Printer Product Ribbon Matrix**'

This document can be found at the TE document centre:
<http://www.te.com/commerce/DocumentDelivery/DDEController>

SOFTWARE

Cable Markers are fully supported by WINTOTAL and PrintEasy label printing software, available from the TE product store:

<http://www.te.com/en/general/label-printing-software.html>

Contact a TE representative for further information

While TE has made every reasonable effort to ensure the accuracy of the information in this document, TE does not guarantee that it is error-free, nor does TE make any other representation, warranty or guarantee that the information is accurate, correct, reliable or current. TE reserves the right to make any adjustments to the information contained herein at any time without notice. TE expressly disclaims all implied warranties regarding the information contained herein, including, but not limited to, any implied warranties of merchantability or fitness for a particular purpose. The dimensions in this document are for reference purposes only and are subject to change without notice. Specifications are subject to change without notice. Consult TE for the latest dimensions and design specifications.

*Trademark. TE Connectivity, TE connectivity (logo), and TE (logo) are trademarks. Other logos, product and/or company names may be trademarks of their respective owners.



Компания «ЭлектроПласт» предлагает заключение долгосрочных отношений при поставках импортных электронных компонентов на взаимовыгодных условиях!

Наши преимущества:

- Оперативные поставки широкого спектра электронных компонентов отечественного и импортного производства напрямую от производителей и с крупнейших мировых складов;
- Поставка более 17-ти миллионов наименований электронных компонентов;
- Поставка сложных, дефицитных, либо снятых с производства позиций;
- Оперативные сроки поставки под заказ (от 5 рабочих дней);
- Экспресс доставка в любую точку России;
- Техническая поддержка проекта, помощь в подборе аналогов, поставка прототипов;
- Система менеджмента качества сертифицирована по Международному стандарту ISO 9001;
- Лицензия ФСБ на осуществление работ с использованием сведений, составляющих государственную тайну;
- Поставка специализированных компонентов (Xilinx, Altera, Analog Devices, Intersil, Interpoint, Microsemi, Aeroflex, Peregrine, Syfer, Eurofarad, Texas Instrument, Miteq, Cobham, E2V, MA-COM, Hittite, Mini-Circuits, General Dynamics и др.);

Помимо этого, одним из направлений компании «ЭлектроПласт» является направление «Источники питания». Мы предлагаем Вам помощь Конструкторского отдела:

- Подбор оптимального решения, техническое обоснование при выборе компонента;
- Подбор аналогов;
- Консультации по применению компонента;
- Поставка образцов и прототипов;
- Техническая поддержка проекта;
- Защита от снятия компонента с производства.



Как с нами связаться

Телефон: 8 (812) 309 58 32 (многоканальный)

Факс: 8 (812) 320-02-42

Электронная почта: org@eplast1.ru

Адрес: 198099, г. Санкт-Петербург, ул. Калинина, дом 2, корпус 4, литера А.