


REL-MR-...21

Miniature Relays With PDT for Loads up to 6 A



INTERFACE

Data Sheet

© PHOENIX CONTACT - 10/2005

Description

With the REL-MR-...21 plug-in miniature relay, the high end of the latest relay developments are made available to the innovative PLC range. Despite its compact dimensions, the device is rugged and equipped with features which are not normally found in plug-in relays:

- 5 mm wide
- High level of operational safety
- Cadmium-free, environmentally friendly power contacts up to 250 V AC/6 A
- Available with gold plating for low power switching levels (mA) as an option
- 4 kV_{rms} electrical isolation between input and output
- Safe isolation according to EN 50178
- High degree of protection, up to IP67 depending on the type

The miniature relays are not just designed to be used as components for the PLC range, but can also be used as PCB relays in industrial products of any kind, such as:

- Interface technology, timer relays
- Measuring and control technology
- PLC and bus I/O modules



Make sure you always use the latest documentation.

It can be downloaded at www.download.phoenixcontact.com.

A conversion table is available on the Internet at http://www.download.phoenixcontact.com/general/7000_en_00.pdf.



This data sheet is valid for the following products:

Ordering Data

Plug-In Miniature Relays With Power Contact

Description	Type	Order No.	Pcs./Pkt.
Plug-in miniature relays with power contact, 4.5 V DC input voltage	REL-MR- 4,5DC/21	29 61 36 7	10
Plug-in miniature relays with power contact, 12 V DC input voltage	REL-MR- 12DC/21	29 61 15 0	10
Plug-in miniature relays with power contact, 18 V DC input voltage	REL-MR- 18DC/21	29 61 38 3	10
Plug-in miniature relays with power contact, 24 V DC input voltage	REL-MR- 24DC/21	29 61 10 5	10
Plug-in miniature relays with power contact, 60 V DC input voltage	REL-MR- 60DC/21	29 61 11 8	10

Plug-In Miniature Relays With Multi-Layer Contact

Description	Type	Order No.	Pcs./Pkt.
Plug-in miniature relays with multi-layer contact, 4.5 V DC input voltage	REL-MR- 4,5DC/21AU	29 61 37 0	10
Plug-in miniature relays with multi-layer contact, 12 V DC input voltage	REL-MR- 12DC/21AU	29 61 16 3	10
Plug-in miniature relays with multi-layer contact, 18 V DC input voltage	REL-MR- 18DC/21AU	29 61 49 3	10
Plug-in miniature relays with multi-layer contact, 24 V DC input voltage	REL-MR- 24DC/21AU	29 61 12 1	10
Plug-in miniature relays with multi-layer contact, 60 V DC input voltage	REL-MR- 60DC/21AU	29 61 13 4	10


Technical Data

Coil Side	...4,5VDC...	...12VDC...	...18VDC...	...24VDC...	...60VDC...
Nominal input voltage U_N	4.5 V DC	12 V DC	18 V DC	24 V DC	60 V DC
Permissible range (with reference to U_N)	See "Permissible Operating Voltage Range" on page 4				
Typical input current at U_N	38 mA	14 mA	9 mA	7 mA	3 mA
Typical response time at U_N	5 ms	5 ms	5 ms	5 ms	5 ms
Typical release time at U_N	2.5 ms	2.5 ms	2.5 ms	2.5 ms	2.5 ms
Coil resistance at 20°C	119 Ω \pm 10%	848 Ω \pm 10%	1906 Ω \pm 10%	3390 Ω \pm 10%	20500 Ω \pm 15%

Contact Side	REL-MR-...21		REL-MR-...21AU	
	Contact type	Single contact, 1 PDT		Single contact, 1 PDT
Contact material	AgSnO		Ag alloy, hard gold-plated ¹	
Maximum switching voltage	250 V AC/DC		30 V AC/36 V DC	(250 V AC/DC)
Minimum switching voltage	12 V AC/DC		100 mV	(12 V AC/DC)
Limiting continuous current	6 A		50 mA	(6 A)
Maximum inrush current	On request		50 mA	
Minimum switching current	10 mA		1 mA	(10 mA)
Maximum shutdown power (ohmic load), (see "Shutdown Power" on page 4)	24 V DC	140 W	1.2 W	(140 W)
	48 V DC	20 W	–	(20 W)
	60 V DC	18 W	–	(18 W)
	110 V DC	23 W	–	(23 W)
	220 V DC	40 W	–	(40 W)
250 V AC	1500 VA	–	(1500 VA)	
Minimum switching power	120 mW		100 μ W	(120 mW)

¹ If the specified maximum values are exceeded, the gold coating will be damaged. In subsequent operation, the maximum values given in brackets will apply. This can then result in reduced service life compared to simple power contacts.

General Data

Test voltage: Winding/contact	4 kV, 50 Hz, 1 minute
Ambient operating temperature range	-40°C to +85°C
Nominal operating mode	100% operating factor
Mechanical service life	2 x 10 ⁷ cycles
Electrical service life	See "Service Life Reduction Factor" on page 4
Standards/specifications	IEC 60255/DIN VDE 0435 (in relevant parts) DIN EN 50178/VDE 0160 (in relevant parts) EN 60730/DIN VDE 0631 IEC 60664/IEC 60064 A/DIN VDE 0110 Pollution degree 3, surge voltage category III, DIN EN 50178/VDE 0160, increased isolation I/O
Approvals	 ¹
Mounting position/mounting	Any/can be mounted without spacing

¹ Instead of  and :  is also possible.

Dimensions

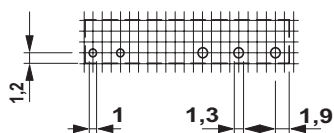


Figure 1 Dimensions (in mm)

Pin Assignment

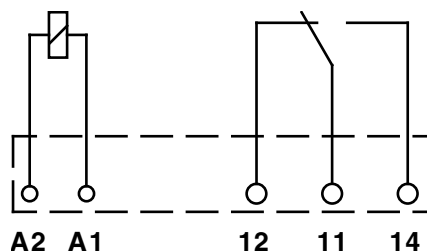
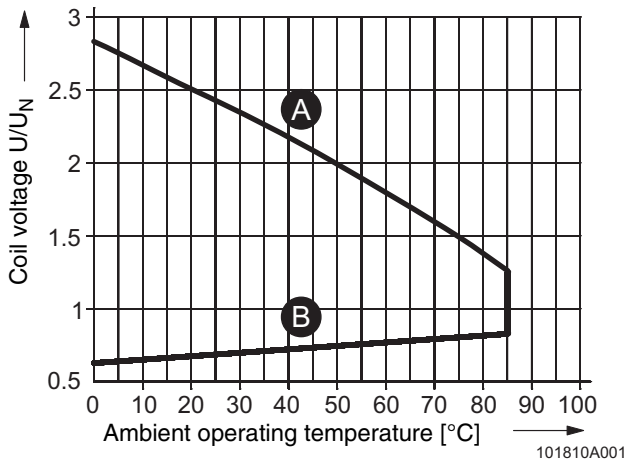


Figure 2 Pin assignment (view of the connections)

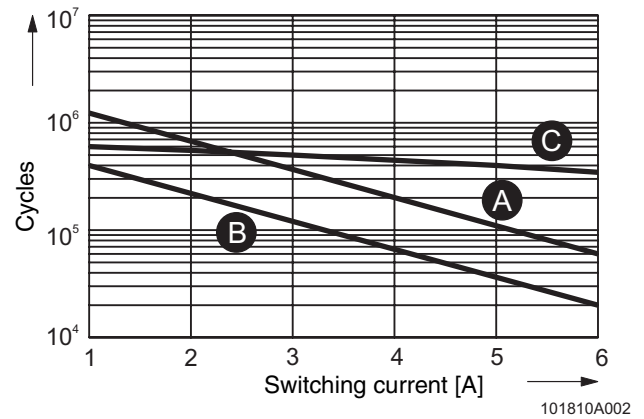
Diagrams

Permissible Operating Voltage Range



- A** Maximum permissible continuous voltage U_{max} with limiting continuous current on the contact side
- B** Minimum permissible relay operate voltage U_{op} following pre-excitation

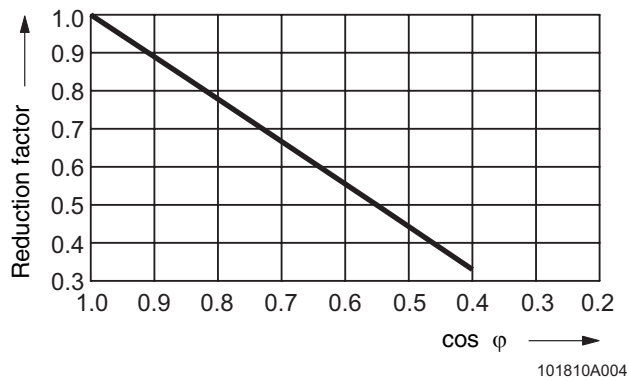
Electrical Service Life



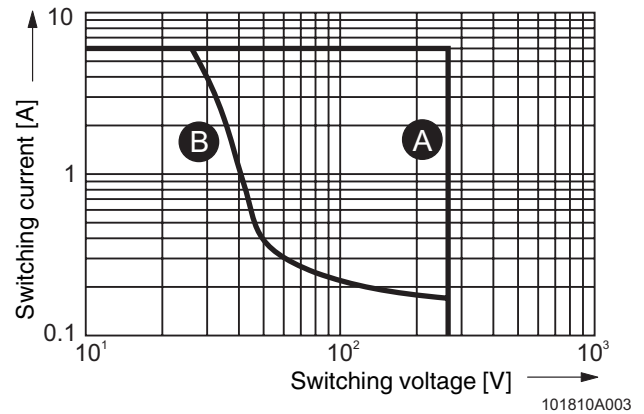
- A** 250 V AC, ohmic load
- B** 250 V AC, $\cos \varphi = 0.4$
- C** 24 V DC, ohmic load

Service Life Reduction Factor

(with varying $\cos \varphi$)



Shutdown Power



- A** AC, ohmic load
- B** DC, ohmic load

© PHOENIX CONTACT 10/2005



Компания «ЭлектроПласт» предлагает заключение долгосрочных отношений при поставках импортных электронных компонентов на взаимовыгодных условиях!

Наши преимущества:

- Оперативные поставки широкого спектра электронных компонентов отечественного и импортного производства напрямую от производителей и с крупнейших мировых складов;
- Поставка более 17-ти миллионов наименований электронных компонентов;
- Поставка сложных, дефицитных, либо снятых с производства позиций;
- Оперативные сроки поставки под заказ (от 5 рабочих дней);
- Экспресс доставка в любую точку России;
- Техническая поддержка проекта, помощь в подборе аналогов, поставка прототипов;
- Система менеджмента качества сертифицирована по Международному стандарту ISO 9001;
- Лицензия ФСБ на осуществление работ с использованием сведений, составляющих государственную тайну;
- Поставка специализированных компонентов (Xilinx, Altera, Analog Devices, Intersil, Interpoint, Microsemi, Aeroflex, Peregrine, Syfer, Eurofarad, Texas Instrument, Miteq, Cobham, E2V, MA-COM, Hittite, Mini-Circuits, General Dynamics и др.);

Помимо этого, одним из направлений компании «ЭлектроПласт» является направление «Источники питания». Мы предлагаем Вам помощь Конструкторского отдела:

- Подбор оптимального решения, техническое обоснование при выборе компонента;
- Подбор аналогов;
- Консультации по применению компонента;
- Поставка образцов и прототипов;
- Техническая поддержка проекта;
- Защита от снятия компонента с производства.



Как с нами связаться

Телефон: 8 (812) 309 58 32 (многоканальный)

Факс: 8 (812) 320-02-42

Электронная почта: org@eplast1.ru

Адрес: 198099, г. Санкт-Петербург, ул. Калинина, дом 2, корпус 4, литера А.