

## Rotary Backlock Connectors Provide Improved Insertion of FPC/FFC Cables and helps Confirm Proper Connection with Sure Lock Feel.



- Models available with 0.5-mm or 1.0-mm pitch.
- Models available with dual contacts or upper contacts.  
(Models with upper contacts come only with a 0.5-mm pitch.)
- Models available with gold or tin plating.  
(Tin plating is available only with models with dual contacts.)
- Models with 80 pins (multiple type) available with 0.5-mm pitch.
- Applicable FPC/FFC thickness of 0.3 mm.
- Halogen Free (\*)

\* OMRON uses the following standard to determine halogen-free construction: 900 ppm max. for Br, 900 ppm max. for Cl, and 1,500 ppm max. for Br+Cl.

RoHS compliant

### ■ Ratings and Specifications

Rated current	0.5 A AC/DC
Rated voltage	50 V AC/DC
Contact resistance	50 mΩ max. (at 20 mV DC max., 100 mA max.)
Insulation resistance	100 MΩ min. (at 250 V DC)
Dielectric strength	250 V AC for 1 min. (leakage current: 1 mA max.)
Insertion durability	Gold plating: 20 times Tin plating: 10 times
Ambient operating temperature	-30 to 85 °C (With no icing or condensation)

### ■ Materials and Finish

Model	Dual Contact Models		Upper-contact Models
Item	Gold plating	Tin plating	Gold plating
Housing	LCP resin (UL94 V-0)/natural		LCP resin (UL94 V-0)/gray
Slider	LCP resin (UL94 V-0)/black		
Contacts	Spring copper alloy/nickel substrate (1.5 μm)		
	Gold-plated contacts (flash)	Tin-plated contacts (1 μm)	Gold-plated contacts (flash)
Hold-down	Copper alloy/tin plating (1 μm)		

### ■ Model Number Legend (Refer to *Models* on pages 16 and 17 for the product lineup.)

XF3M  -    5-1   -

(1) (2) (3)(4) (5)(6)(7) (8)

#### (1) Classification in Series

3M : 0.5 mm pitch  
3M(1) : 1.0 mm pitch

#### (3) Signal Contact Arrangement

1 : Dual Contact  
2 : Upper Contact

#### (5) Applicable FPC/FFC thickness

1 : 0.3mm

#### (7) Slider

Blank : Standard  
E : Easy-operation connector

#### (2) Number of Signal Contact Pins

#### (4) Terminal Shape

5 : SMT terminals (side entry)

#### (6) Plating

B : Au flash  
D : Sn

#### (8) Packing unit

R100 : 100pcs

### XF3M 0.5-mm pitch model

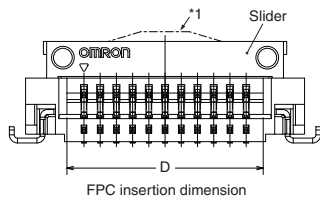
#### ■ Dimensions

XF3M-□□15-1B  
 XF3M-□□15-1BE  
 XF3M-□□15-1D  
 XF3M-□□25-1B

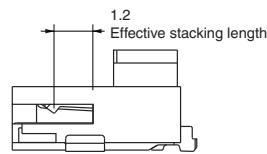


Model with dual contacts

**Unlocked**

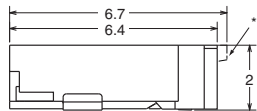


FPC insertion dimension



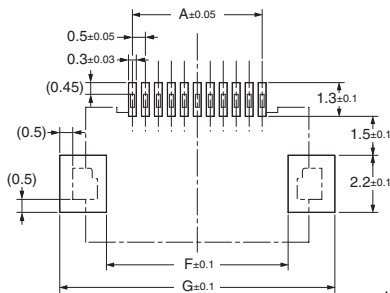
Model with single-sided contacts (upper contacts) \*2

**Unlocked**



**Locked**

#### PCB Dimensions (TOP VIEW)



#### Recommended FPC/FFC Dimensions

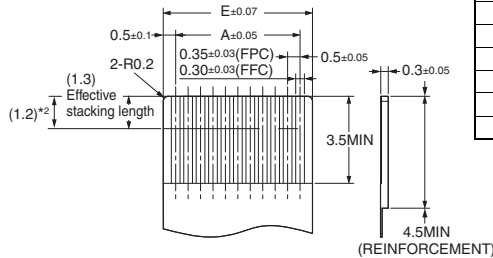


Table of Dimension

Pins*1	A	B	C	D	E	F	G
6	2.5	6.1	7.1	3.55	3.5	4.5	8.1
7	3.0	6.6	7.6	4.05	4.0	5.0	8.6
8	3.5	7.1	8.1	4.55	4.5	5.5	9.1
9	4.0	7.6	8.6	5.05	5.0	6.0	9.6
10	4.5	8.1	9.1	5.55	5.5	6.5	10.1
11	5.0	8.6	9.6	6.05	6.0	7.0	10.6
12	5.5	9.1	10.1	6.55	6.5	7.5	11.1
13	6.0	9.6	10.6	7.05	7.0	8.0	11.6
14	6.5	10.1	11.1	7.55	7.5	8.5	12.1
15	7.0	10.6	11.6	8.05	8.0	9.0	12.6
16	7.5	11.1	12.1	8.55	8.5	9.5	13.1
17	8.0	11.6	12.6	9.05	9.0	10.0	13.6
18	8.5	12.1	13.1	9.55	9.5	10.5	14.1
19	9.0	12.6	13.6	10.05	10.0	11.0	14.6
20	9.5	13.1	14.1	10.55	10.5	11.5	15.1
21	10.0	13.6	14.6	11.05	11.0	12.0	15.6
22	10.5	14.1	15.1	11.55	11.5	12.5	16.1
23	11.0	14.6	15.6	12.05	12.0	13.0	16.6
24	11.5	15.1	16.1	12.55	12.5	13.5	17.1
25	12.0	15.6	16.6	13.05	13.0	14.0	17.6
26	12.5	16.1	17.1	13.55	13.5	14.5	18.1
28	13.5	17.1	18.1	14.55	14.5	15.5	19.1
30	14.5	18.1	19.1	15.55	15.5	16.5	20.1
31	15.0	18.6	19.6	16.05	16.0	17.0	20.6
32	15.5	19.1	20.1	16.55	16.5	17.5	21.1
33	16.0	19.6	20.6	17.05	17.0	18.0	21.6
34	16.5	20.1	21.1	17.55	17.5	18.5	22.1
35	17.0	20.6	21.6	18.05	18.0	19.0	22.6
36	17.5	21.1	22.1	18.55	18.5	19.5	23.1
37	18.0	21.6	22.6	19.05	19.0	20.0	23.6
40	19.5	23.1	24.1	20.55	20.5	21.5	25.1
41	20.0	23.6	24.6	21.05	21.0	22.0	25.6
45	22.0	25.6	26.6	23.05	23.0	24.0	27.6
50	24.5	28.1	29.1	25.55	25.5	26.5	30.1
53	26.0	29.6	30.6	27.05	27.0	28.0	31.6
60	29.5	33.1	34.1	30.55	30.5	31.5	35.1
80	39.5	43.1	44.1	40.55	40.5	41.5	45.1

\*1. Dotted lines indicate the shape and dimensions of the XF3M-8015-1BE Connectors.  
 \*2. For the XF3M-□□25-1B Connectors.

### Ordering Information

#### ● Dual Contact Models - Gold plating

1500pcs per reel

Pins <sup>*1</sup>	Model	Pins <sup>*1</sup>	Model	Pins <sup>*1</sup>	Model	Pins <sup>*1</sup>	Model	Quantity per reel (unit) <sup>*2</sup>
6	XF3M-0615-1B	16	XF3M-1615-1B	26	XF3M-2615-1B	37	XF3M-3715-1B	1,500
7	XF3M-0715-1B	17	XF3M-1715-1B	(28)	XF3M-2815-1B	40	XF3M-4015-1B	
8	XF3M-0815-1B	18	XF3M-1815-1B	29	XF3M-2915-1B	41	XF3M-4115-1B	
9	XF3M-0915-1B	19	XF3M-1915-1B	30	XF3M-3015-1B	45	XF3M-4515-1B	
10	XF3M-1015-1B	20	XF3M-2015-1B	31	XF3M-3115-1B	50	XF3M-5015-1B	
11	XF3M-1115-1B	21	XF3M-2115-1B	(32)	XF3M-3215-1B	(53)	XF3M-5315-1B	
12	XF3M-1215-1B	22	XF3M-2215-1B	33	XF3M-3315-1B	60	XF3M-6015-1B	
13	XF3M-1315-1B	23	XF3M-2315-1B	34	XF3M-3415-1B			
14	XF3M-1415-1B	24	XF3M-2415-1B	(35)	XF3M-3515-1B			
15	XF3M-1515-1B	25	XF3M-2515-1B	36	XF3M-3615-1B			

1000pcs per reel

Pins <sup>*1</sup>	Model
80	XF3M-8015-1BE

100pcs per reel

Pins <sup>*1</sup>	Model	Pins <sup>*1</sup>	Model	Pins <sup>*1</sup>	Model	Pins <sup>*1</sup>	Model	Quantity per reel (unit) <sup>*2</sup>
6	XF3M-0615-1B-R100	16	XF3M-1615-1B-R100	26	XF3M-2615-1B-R100	37	XF3M-3715-1B-R100	100
7	XF3M-0715-1B-R100	17	XF3M-1715-1B-R100	(28)	XF3M-2815-1B-R100	40	XF3M-4015-1B-R100	
8	XF3M-0815-1B-R100	18	XF3M-1815-1B-R100	29	XF3M-2915-1B-R100	41	XF3M-4115-1B-R100	
9	XF3M-0915-1B-R100	19	XF3M-1915-1B-R100	30	XF3M-3015-1B-R100	45	XF3M-4515-1B-R100	
10	XF3M-1015-1B-R100	20	XF3M-2015-1B-R100	31	XF3M-3115-1B-R100	50	XF3M-5015-1B-R100	
11	XF3M-1115-1B-R100	21	XF3M-2115-1B-R100	(32)	XF3M-3215-1B-R100	(53)	XF3M-5315-1B-R100	
12	XF3M-1215-1B-R100	22	XF3M-2215-1B-R100	33	XF3M-3315-1B-R100	60	XF3M-6015-1B-R100	
13	XF3M-1315-1B-R100	23	XF3M-2315-1B-R100	34	XF3M-3415-1B-R100	80	XF3M-8015-1BE-R100	
14	XF3M-1415-1B-R100	24	XF3M-2415-1B-R100	(35)	XF3M-3515-1B-R100			
15	XF3M-1515-1B-R100	25	XF3M-2515-1B-R100	36	XF3M-3615-1B-R100			

#### ● Dual Contact Models - Tin plating

1500pcs per reel

Pins <sup>*1</sup>	Model	Pins <sup>*1</sup>	Model	Pins <sup>*1</sup>	Model	Quantity per reel (unit) <sup>*2</sup>
(6)	XF3M-0615-1D	(11)	XF3M-1115-1D	(16)	XF3M-1615-1D	1,500
(7)	XF3M-0715-1D	(12)	XF3M-1215-1D	(17)	XF3M-1715-1D	
(8)	XF3M-0815-1D	(13)	XF3M-1315-1D	(18)	XF3M-1815-1D	
(9)	XF3M-0915-1D	(14)	XF3M-1415-1D	(19)	XF3M-1915-1D	
(10)	XF3M-1015-1D	(15)	XF3M-1515-1D	(20)	XF3M-2015-1D	

100pcs per reel

Pins <sup>*1</sup>	Model	Pins <sup>*1</sup>	Model	Pins <sup>*1</sup>	Model	Quantity per reel (unit) <sup>*2</sup>
(6)	XF3M-0615-1D-R100	(11)	XF3M-1115-1D-R100	(16)	XF3M-1615-1D-R100	100
(7)	XF3M-0715-1D-R100	(12)	XF3M-1215-1D-R100	(17)	XF3M-1715-1D-R100	
(8)	XF3M-0815-1D-R100	(13)	XF3M-1315-1D-R100	(18)	XF3M-1815-1D-R100	
(9)	XF3M-0915-1D-R100	(14)	XF3M-1415-1D-R100	(19)	XF3M-1915-1D-R100	
(10)	XF3M-1015-1D-R100	(15)	XF3M-1515-1D-R100	(20)	XF3M-2015-1D-R100	

#### ● Upper-contact Models - Gold plating

1500pcs per reel

Pins <sup>*1</sup>	Model	Pins <sup>*1</sup>	Model	Pins <sup>*1</sup>	Model	Quantity per reel (unit) <sup>*2</sup>
(6)	XF3M-0625-1B	12	XF3M-1225-1B	18	XF3M-1825-1B	1,500
7	XF3M-0725-1B	(13)	XF3M-1325-1B	(19)	XF3M-1925-1B	
8	XF3M-0825-1B	14	XF3M-1425-1B	(20)	XF3M-2025-1B	
9	XF3M-0925-1B	(15)	XF3M-1525-1B	22	XF3M-2225-1B	
(10)	XF3M-1025-1B	16	XF3M-1625-1B	24	XF3M-2425-1B	
(11)	XF3M-1125-1B	(17)	XF3M-1725-1B	40	XF3M-4025-1B	

100pcs per reel

Pins <sup>*1</sup>	Model	Pins <sup>*1</sup>	Model	Pins <sup>*1</sup>	Model	Quantity per reel (unit) <sup>*2</sup>
(6)	XF3M-0625-1B-R100	(12)	XF3M-1225-1B-R100	(18)	XF3M-1825-1B-R100	100
(7)	XF3M-0725-1B-R100	(13)	XF3M-1325-1B-R100	(19)	XF3M-1925-1B-R100	
(8)	XF3M-0825-1B-R100	(14)	XF3M-1425-1B-R100	(20)	XF3M-2025-1B-R100	
(9)	XF3M-0925-1B-R100	(15)	XF3M-1525-1B-R100	(22)	XF3M-2225-1B-R100	
(10)	XF3M-1025-1B-R100	(16)	XF3M-1625-1B-R100	(24)	XF3M-2425-1B-R100	
(11)	XF3M-1125-1B-R100	(17)	XF3M-1725-1B-R100	(40)	XF3M-4025-1B-R100	

\*1. Please consult your OMRON representative for available pin count.

Please consult your OMRON representative for the marketing dates for pin counts in parentheses.

\*2. Please order by integer multiple of the quantity per reel.

### XF3M(1) 1.0-mm pitch model

#### ■ Dimensions

XF3M(1)-□□15-1B  
XF3M(1)-□□15-1D

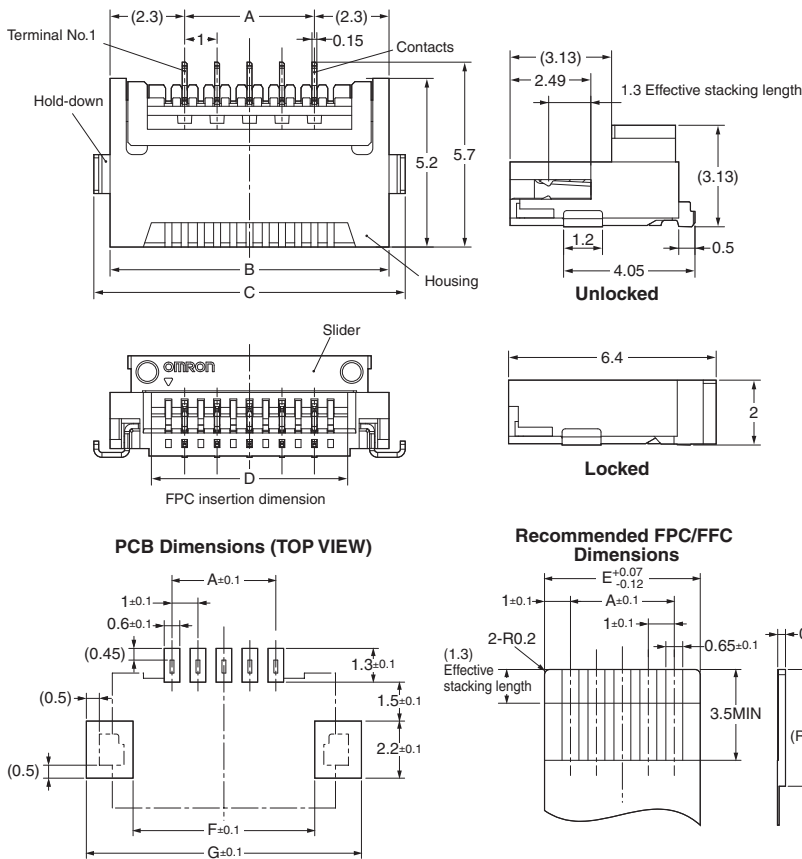


Table of Dimensions

Pins*1	A	B	C	D	E	F	G
4	3.0	7.6	8.6	5.05	5.0	6.0	9.6
5	4.0	8.6	9.6	6.05	6.0	7.0	10.6
6	5.0	9.6	10.6	7.05	7.0	8.0	11.6
7	6.0	10.6	11.6	8.05	8.0	9.0	12.6
8	7.0	11.6	12.6	9.05	9.0	10.0	13.6
9	8.0	12.6	13.6	10.05	10.0	11.0	14.6
10	9.0	13.6	14.6	11.05	11.0	12.0	15.6
11	10.0	14.6	15.6	12.05	12.0	13.0	16.6
12	11.0	15.6	16.6	13.05	13.0	14.0	17.6
15	14.0	18.6	19.6	16.05	16.0	17.0	20.6
16	15.0	19.6	20.6	17.05	17.0	18.0	21.6
17	16.0	20.6	21.6	18.05	18.0	19.0	22.6
18	17.0	21.6	22.6	19.05	19.0	20.0	23.6
20	19.0	23.6	24.6	21.05	21.0	22.0	25.6
22	21.0	25.6	26.6	23.05	23.0	24.0	27.6
26	25.0	29.6	30.6	27.05	27.0	28.0	31.6
30	29.0	33.6	34.6	31.05	31.0	32.0	35.6

#### ■ Ordering Information

##### ● Dual Contact Models - Gold plating

1500pcs per reel

Pins*1	Model	Pins*1	Model	Pins*1	Model	Pins*1	Model	Quantity per reel (unit) *2
4	XF3M(1)-0415-1B	9	XF3M(1)-0915-1B	15	XF3M(1)-1515-1B	22	XF3M(1)-2215-1B	1,500
5	XF3M(1)-0515-1B	10	XF3M(1)-1015-1B	16	XF3M(1)-1615-1B	26	XF3M(1)-2615-1B	
6	XF3M(1)-0615-1B	11	XF3M(1)-1115-1B	(17)	XF3M(1)-1715-1B	30	XF3M(1)-3015-1B	
7	XF3M(1)-0715-1B	12	XF3M(1)-1215-1B	18	XF3M(1)-1815-1B			
8	XF3M(1)-0815-1B	14	XF3M(1)-1415-1B	20	XF3M(1)-2015-1B			

100pcs per reel

Pins*1	Model	Pins*1	Model	Pins*1	Model	Pins*1	Model	Quantity per reel (unit) *2
4	XF3M(1)-0415-1B-R100	9	XF3M(1)-0915-1B-R100	15	XF3M(1)-1515-1B-R100	22	XF3M(1)-2215-1B-R100	100
5	XF3M(1)-0515-1B-R100	10	XF3M(1)-1015-1B-R100	16	XF3M(1)-1615-1B-R100	26	XF3M(1)-2615-1B-R100	
6	XF3M(1)-0615-1B-R100	11	XF3M(1)-1115-1B-R100	(17)	XF3M(1)-1715-1B-R100	30	XF3M(1)-3015-1B-R100	
7	XF3M(1)-0715-1B-R100	12	XF3M(1)-1215-1B-R100	18	XF3M(1)-1815-1B-R100			
8	XF3M(1)-0815-1B-R100	14	XF3M(1)-1415-1B-R100	20	XF3M(1)-2015-1B-R100			

##### ● Dual Contact Models - Tin plating

1500pcs per reel

Pins*1	Model	Pins*1	Model	Pins*1	Model	Quantity per reel (unit) *2
(4)	XF3M(1)-0415-1D	(9)	XF3M(1)-0915-1D	(16)	XF3M(1)-1615-1D	1,500
(5)	XF3M(1)-0515-1D	10	XF3M(1)-1015-1D	(17)	XF3M(1)-1715-1D	
(6)	XF3M(1)-0615-1D	(11)	XF3M(1)-1115-1D	(18)	XF3M(1)-1815-1D	
(7)	XF3M(1)-0715-1D	(12)	XF3M(1)-1215-1D	(20)	XF3M(1)-2015-1D	
(8)	XF3M(1)-0815-1D	(15)	XF3M(1)-1515-1D			

100pcs per reel

Pins*1	Model	Pins*1	Model	Pins*1	Model	Quantity per reel (unit) *2
(4)	XF3M(1)-0415-1D-R100	(9)	XF3M(1)-0915-1D-R100	(16)	XF3M(1)-1615-1D-R100	100
(5)	XF3M(1)-0515-1D-R100	10	XF3M(1)-1015-1D-R100	(17)	XF3M(1)-1715-1D-R100	
(6)	XF3M(1)-0615-1D-R100	(11)	XF3M(1)-1115-1D-R100	(18)	XF3M(1)-1815-1D-R100	
(7)	XF3M(1)-0715-1D-R100	(12)	XF3M(1)-1215-1D-R100	(20)	XF3M(1)-2015-1D-R100	
(8)	XF3M(1)-0815-1D-R100	(15)	XF3M(1)-1515-1D-R100			

\*1. Please consult your OMRON representative for available pin count.  
Please consult your OMRON representative for the marketing dates for pin counts in parentheses.  
\*2. Please order by integer multiple of the quantity per reel.



Компания «ЭлектроПласт» предлагает заключение долгосрочных отношений при поставках импортных электронных компонентов на взаимовыгодных условиях!

Наши преимущества:

- Оперативные поставки широкого спектра электронных компонентов отечественного и импортного производства напрямую от производителей и с крупнейших мировых складов;
- Поставка более 17-ти миллионов наименований электронных компонентов;
- Поставка сложных, дефицитных, либо снятых с производства позиций;
- Оперативные сроки поставки под заказ (от 5 рабочих дней);
- Экспресс доставка в любую точку России;
- Техническая поддержка проекта, помощь в подборе аналогов, поставка прототипов;
- Система менеджмента качества сертифицирована по Международному стандарту ISO 9001;
- Лицензия ФСБ на осуществление работ с использованием сведений, составляющих государственную тайну;
- Поставка специализированных компонентов (Xilinx, Altera, Analog Devices, Intersil, Interpoint, Microsemi, Aeroflex, Peregrine, Syfer, Eurofarad, Texas Instrument, Miteq, Cobham, E2V, MA-COM, Hittite, Mini-Circuits, General Dynamics и др.);

Помимо этого, одним из направлений компании «ЭлектроПласт» является направление «Источники питания». Мы предлагаем Вам помощь Конструкторского отдела:

- Подбор оптимального решения, техническое обоснование при выборе компонента;
- Подбор аналогов;
- Консультации по применению компонента;
- Поставка образцов и прототипов;
- Техническая поддержка проекта;
- Защита от снятия компонента с производства.



#### Как с нами связаться

**Телефон:** 8 (812) 309 58 32 (многоканальный)

**Факс:** 8 (812) 320-02-42

**Электронная почта:** [org@eplast1.ru](mailto:org@eplast1.ru)

**Адрес:** 198099, г. Санкт-Петербург, ул. Калинина, дом 2, корпус 4, литера А.