

Type SK 85 °C Radial Leaded Aluminum Electrolytic Capacitors

2000 Hour Long Life, General Purpose Aluminum Electrolytic



Specifications

Capacitance Range:
Voltage Range:
Capacitance Tolerance:
Operating Temperature Range:

DC Leakage Current:

Dissipation Factor @ 120 Hz, +20 °C:

Ripple Multipliers for Voltage and Temperature:



Complies with the EU Directive 2002/95/EC requirement restricting the use of Lead (Pb), Mercury (Hg), Cadmium (Cd), Hexavalent chromium (Cr(VI)), PolyBrominated Biphenyls (PBB) and PolyBrominated Diphenyl Ethers (PBDE).

Type SK is a radial leaded aluminum electrolytic capacitor with a +85 °C, 2000 hour long life rating. The SK is a high CV rated product and is ideal for general purpose applications such as stereo radio, TV, computers and other consumer electronic products.

Highlights

- +85 °C
- 2000 hours - long life
- High CV
- Available in T&R and ammo pack

Capacitance Range: 0.47 to 15,000 µF

Voltage Range: 6.3 to 450 Vdc

Capacitance Tolerance: ±20%

Operating Temperature Range: -40 °C to +85 °C; 6.3 to 100 Vdc

-25 °C to +85 °C; 160 to 450 Vdc

DC Leakage Current: 6.3 to 100 Vdc; $I = \leq .01CV$ or 3 µA Max

Whichever is greater after 2 minutes application of DC working voltage at 20 °C

≥100 Vdc; $I = \leq .03CV$ or 10 µA Max

Whichever is greater after 2 minutes application of DC working voltage at 20 °C

C = Capacitance in (µF)

V = Rated voltage

I = Leakage current in µA

| WV (V) | 6.3 | 10 | 16 | 25 | 35 | 50 | 63 | 100 | 160-250 | 350-450 |
|--------|-----|----|----|----|----|----|----|-----|---------|---------|
| DF(%) | 24 | 20 | 16 | 14 | 12 | 10 | 10 | 10 | 20 | 24 |

For capacitance values > 1000 µF, the DF (%) value is increased 2% for every additional 1000 µF

| Rated WVDC | Ripple Multipliers | | |
|------------|--------------------|-------|------|
| | 60Hz | 120Hz | 1kHz |
| 6 to 25 | 0.85 | 1.0 | 1.1 |
| 35 to 100 | 0.75 | 1.0 | 1.3 |
| 160 to 250 | 0.70 | 1.0 | 1.4 |

| Ambient Temperature | Ripple Multiplier |
|---------------------|-------------------|
| +85 °C | 1.00 |
| +75 °C | 1.14 |
| +65 °C | 1.25 |

Load Life: Apply WVDC for 2000 hours at +85 °C

Capacitance change within 20% of initial limit

DF not to exceed 200% of initial requirement

Leakage current meets initial limits

Shelf Life: 1000 hrs at +85 °C with no voltage applied

Cap change within 20% of initial values

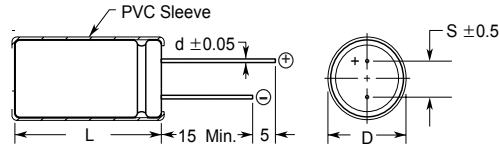
DF ≤ 200% of initial requirements

DC leakage current meets initial measured value

Type SK 85 °C Radial Leaded Aluminum Electrolytic Capacitors

Outline Drawing

Outline Dimensions (Millimeters)



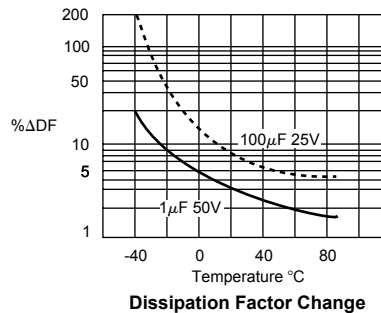
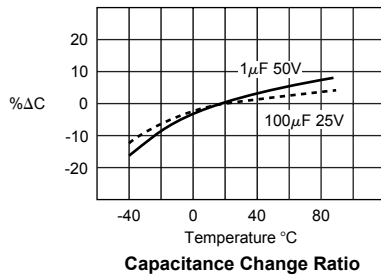
Case vented on diameters 6.3 and greater

Vinyl sleeve adds .5 Max. to diameter and 2.0 Max. to length

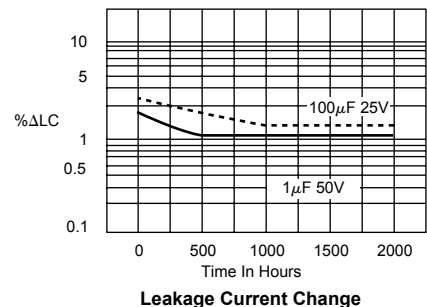
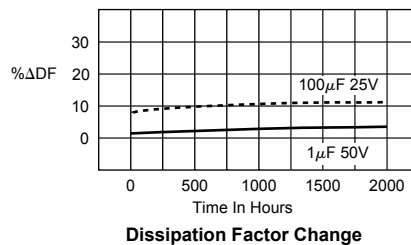
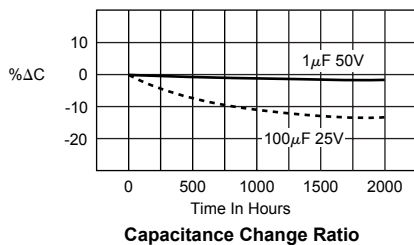
Part Numbering System

| SK | 100 | M | 100 | S | T |
|------|--|---------------------------------|------------------------------------|--|--|
| Type | Capacitance (μF) | Capacitance Tolerance (%) | Rated Voltage (Vdc) | Packaging | Lead Configuration |
| SK | 1R0 = 1 100 = 10 101 = 100 102 = 1000 | K = ± 10 M = ± 20 | 6R3 = 6.3 010 = 10 100 = 100 | A = Tape & Ammo E = Different Characteristic R = Tape & Reel S = Standard | 1 = Lead cut 2 = Lead form 4 = Lead crimp & cut (form) T = Standard |

Temperature Characteristics



Load Life Characteristics



Type SK 85 °C Radial Leaded Aluminum Electrolytic Capacitors

Ratings

| Cap (μ F) | Catalog Part Number | Max ESR 120 Hz +25 °C (Ω) | Max Ripple 120 Hz +85 °C (mA) | Size in. (mm) | | | |
|--------------------------------|------------------------|---|--|-----------------|---------------|-------------------|------------------|
| | | | | Diameter (D) | Length (L) | Lead Space (S) | Lead Dia. (d) |
| 6.3 Vdc (8 Volts Surge) | | | | | | | |
| 100 | SK101M6R3ST | 2.92 | 130 | .197 (5.0) | .433 (11.0) | .079 (2.0) | .0197 (0.5) |
| 220 | SK221M6R3ST | 1.33 | 240 | .248 (6.3) | .433 (11.0) | .098 (2.5) | .0197 (0.5) |
| 330 | SK331M6R3ST | 0.88 | 300 | .248 (6.3) | .433 (11.0) | .098 (2.5) | .0197 (0.5) |
| 470 | SK471M6R3ST | 0.62 | 380 | .315 (8.0) | .453 (11.5) | .138 (3.5) | .0236 (0.6) |
| 1000 | SK102M6R3ST | 0.29 | 580 | .394 (10.0) | .512 (13.0) | .197 (5.0) | .0236 (0.6) |
| 2200 | SK222M6R3ST | 0.14 | 1050 | .394 (10.0) | .827 (21.0) | .197 (5.0) | .0236 (0.6) |
| 3300 | SK332M6R3ST | 0.10 | 1250 | .512 (13.0) | .827 (21.0) | .197 (5.0) | .0236 (0.6) |
| 4700 | SK472M6R3ST | 0.08 | 1700 | .512 (13.0) | .984 (26.0) | .197 (5.0) | .0236 (0.6) |
| 6800 | SK682M6R3ST | 0.07 | 1900 | .630 (16.0) | .984 (25.0) | .295 (7.5) | .0315 (0.8) |
| 10000 | SK103M6R3ST | 0.05 | 2250 | .630 (16.0) | 1.26 (32.0) | .295 (7.5) | .0315 (0.8) |
| 15000 | SK153M6R3ST | 0.04 | 2680 | .630 (16.0) | 1.38 (35.0) | .295 (7.5) | .0315 (0.8) |
| 10 Vdc (13 Volts Surge) | | | | | | | |
| 33 | SK330M010ST | 7.64 | 80 | .197 (5.0) | .433 (11.0) | .079 (2.0) | .0197 (0.5) |
| 47 | SK470M010ST | 5.36 | 95 | .197 (5.0) | .433 (11.0) | .079 (2.0) | .0197 (0.5) |
| 100 | SK101M010ST | 2.52 | 180 | .197 (5.0) | .433 (11.0) | .079 (2.0) | .0197 (0.5) |
| 220 | SK221M010ST | 1.15 | 250 | .248 (6.3) | .433 (11.0) | .098 (2.5) | .0197 (0.5) |
| 330 | SK331M010ST | 0.76 | 330 | .315 (8.0) | .433 (11.0) | .138 (3.5) | .0236 (0.6) |
| 470 | SK471M010ST | 0.54 | 400 | .315 (8.0) | .433 (11.0) | .138 (3.5) | .0236 (0.6) |
| 1000 | SK102M010ST | 0.25 | 630 | .394 (10.0) | .630 (16.0) | .197 (5.0) | .0236 (0.6) |
| 2200 | SK222M010ST | 0.14 | 1100 | .394 (10.0) | .827 (21.0) | .197 (5.0) | .0236 (0.6) |
| 3300 | SK332M010ST | 0.10 | 1400 | .512 (13.0) | .827 (21.0) | .197 (5.0) | .0236 (0.6) |
| 4700 | SK472M010ST | 0.08 | 1800 | .630 (16.0) | .984 (25.0) | .295 (7.5) | .0315 (0.8) |
| 6800 | SK682M010ST | 0.07 | 2150 | .630 (16.0) | 1.26 (32.0) | .295 (7.5) | .0315 (0.8) |
| 10000 | SK103M010ST | 0.05 | 2500 | .709 (18.0) | 1.38 (35.0) | .295 (7.5) | .0315 (0.8) |
| 15000 | SK153M010ST | 0.04 | 2950 | .709 (18.0) | 1.65 (42.0) | .295 (7.5) | .0315 (0.8) |
| 16 Vdc (20 Volts Surge) | | | | | | | |
| 22 | SK220M016ST | 9.65 | 75 | .197 (5.0) | .433 (11.0) | .079 (2.0) | .0197 (0.5) |
| 33 | SK330M016ST | 6.43 | 110 | .197 (5.0) | .433 (11.0) | .079 (2.0) | .0197 (0.5) |
| 47 | SK470M016ST | 4.52 | 130 | .197 (5.0) | .433 (11.0) | .079 (2.0) | .0197 (0.5) |
| 100 | SK101M016ST | 2.12 | 185 | .248 (6.3) | .433 (11.0) | .098 (2.5) | .0197 (0.5) |
| 220 | SK221M016ST | 0.97 | 320 | .315 (8.0) | .453 (11.5) | .138 (3.5) | .0236 (0.6) |
| 330 | SK331M016ST | 0.64 | 360 | .315 (8.0) | .453 (11.5) | .138 (3.5) | .0236 (0.6) |
| 470 | SK471M016ST | 0.45 | 470 | .394 (10.0) | .512 (13.0) | .197 (5.0) | .0236 (0.6) |
| 1000 | SK102M016ST | 0.21 | 790 | .394 (10.0) | .827 (21.0) | .197 (5.0) | .0236 (0.6) |
| 2200 | SK222M016ST | 0.14 | 1350 | .512 (13.0) | .827 (21.0) | .197 (5.0) | .0236 (0.6) |
| 3300 | SK332M016ST | 0.10 | 1700 | .512 (13.0) | .984 (26.0) | .197 (5.0) | .0236 (0.6) |
| 4700 | SK472M016ST | 0.08 | 2100 | .630 (16.0) | 1.26 (32.0) | .295 (7.5) | .0315 (0.8) |
| 6800 | SK682M016ST | 0.07 | 2500 | .709 (18.0) | 1.38 (35.0) | .295 (7.5) | .0315 (0.8) |
| 10000 | SK103M016ST | 0.05 | 2700 | .709 (18.0) | 1.65 (42.0) | .295 (7.5) | .0315 (0.8) |
| 25 Vdc (32 Volts Surge) | | | | | | | |
| 10 | SK100M025ST | 18.57 | 50 | .197 (5.0) | .433 (11.0) | .079 (2.0) | .0197 (0.5) |
| 22 | SK220M025ST | 8.44 | 90 | .197 (5.0) | .433 (11.0) | .079 (2.0) | .0197 (0.5) |
| 33 | SK330M025ST | 5.63 | 110 | .197 (5.0) | .433 (11.0) | .079 (2.0) | .0197 (0.5) |
| 47 | SK470M025ST | 3.95 | 130 | .197 (5.0) | .433 (11.0) | .079 (2.0) | .0197 (0.5) |
| 100 | SK101M025ST | 1.85 | 185 | .248 (6.3) | .433 (11.0) | .098 (2.5) | .0197 (0.5) |

Type SK 85 °C Radial Leaded Aluminum Electrolytic Capacitors

| Cap (μ F) | Catalog Part Number | Max ESR 120 Hz +25 °C (Ω) | Max Ripple 120 Hz +85 °C (mA) | Size in. (mm) | | | |
|--------------------------------|------------------------|---|--|-----------------|---------------|-------------------|------------------|
| | | | | Diameter (D) | Length (L) | Lead Space (S) | Lead Dia. (d) |
| 25 Vdc (32 Volts Surge) | | | | | | | |
| 220 | SK221M025ST | 0.84 | 320 | .315 (8.0) | .453 (11.5) | .138 (3.5) | .0236 (0.6) |
| 330 | SK331M025ST | 0.56 | 420 | .394 (10.0) | .512 (13.0) | .197 (5.0) | .0236 (0.6) |
| 470 | SK471M025ST | 0.39 | 540 | .394 (10.0) | .630 (16.0) | .197 (5.0) | .0236 (0.6) |
| 1,000 | SK102M025ST | 0.18 | 950 | .512 (13.0) | .827 (21.0) | .197 (5.0) | .0236 (0.6) |
| 2,200 | SK222M025ST | 0.14 | 1550 | .512 (13.0) | .984 (26.0) | .197 (5.0) | .0236 (0.6) |
| 3,300 | SK332M025ST | 0.10 | 1950 | .630 (16.0) | 1.26 (32.0) | .295 (7.5) | .0315 (0.8) |
| 4,700 | SK472M025ST | 0.08 | 2360 | .709 (18.0) | 1.38 (35.0) | .295 (7.5) | .0315 (0.8) |
| 6,800 | SK682M025ST | 0.06 | 2550 | .709 (18.0) | 1.65 (42.0) | .295 (7.5) | .0315 (0.8) |
| 35 Vdc (44 Volts Surge) | | | | | | | |
| 10 | SK100M035ST | 15.92 | 60 | .197 (5.0) | .433 (11.0) | .079 (2.0) | .0197 (0.5) |
| 22 | SK220M035ST | 7.23 | 95 | .197 (5.0) | .433 (11.0) | .079 (2.0) | .0197 (0.5) |
| 33 | SK330M035ST | 4.82 | 115 | .197 (5.0) | .433 (11.0) | .079 (2.0) | .0197 (0.5) |
| 47 | SK470M035ST | 3.38 | 140 | .248 (6.3) | .433 (11.0) | .098 (2.5) | .0197 (0.5) |
| 100 | SK101M035ST | 1.59 | 230 | .315 (8.0) | .453 (11.5) | .138 (3.5) | .0236 (0.6) |
| 220 | SK221M035ST | 0.72 | 370 | .394 (10.0) | .512 (13.0) | .197 (5.0) | .0236 (0.6) |
| 330 | SK331M035ST | 0.48 | 490 | .394 (10.0) | .630 (16.0) | .197 (5.0) | .0236 (0.6) |
| 470 | SK471M035ST | 0.33 | 640 | .394 (10.0) | .827 (21.0) | .197 (5.0) | .0236 (0.6) |
| 1,000 | SK102M035ST | 0.15 | 1100 | .512 (13.0) | .827 (21.0) | .197 (5.0) | .0236 (0.6) |
| 2,200 | SK222M035ST | 0.14 | 1800 | .630 (16.0) | 1.26 (32.0) | .295 (7.5) | .0315 (0.8) |
| 3,300 | SK332M035ST | 0.10 | 2220 | .709 (18.0) | 1.38 (35.0) | .295 (7.5) | .0315 (0.8) |
| 4,700 | SK472M035ST | 0.08 | 2400 | .709 (18.0) | 1.65 (42.0) | .295 (7.5) | .0315 (0.8) |
| 50 Vdc (63 Volts Surge) | | | | | | | |
| 0.47 | SKR47M050ST | 282.33 | 5 | .197 (5.0) | .433 (11.0) | .079 (2.0) | .0197 (0.5) |
| 1.0 | SK010M050ST | 132.70 | 10 | .197 (5.0) | .433 (11.0) | .079 (2.0) | .0197 (0.5) |
| 2.2 | SK2R2M050ST | 60.32 | 23 | .197 (5.0) | .433 (11.0) | .079 (2.0) | .0197 (0.5) |
| 3.3 | SK3R3M050ST | 40.21 | 35 | .197 (5.0) | .433 (11.0) | .079 (2.0) | .0197 (0.5) |
| 4.7 | SK4R7M050ST | 28.23 | 40 | .197 (5.0) | .433 (11.0) | .079 (2.0) | .0197 (0.5) |
| 10 | SK100M050ST | 13.27 | 65 | .197 (5.0) | .433 (11.0) | .079 (2.0) | .0197 (0.5) |
| 22 | SK220M050ST | 6.03 | 100 | .197 (5.0) | .433 (11.0) | .079 (2.0) | .0197 (0.5) |
| 33 | SK330M050ST | 4.02 | 125 | .248 (6.3) | .433 (11.0) | .098 (2.5) | .0197 (0.5) |
| 47 | SK470M050ST | 2.82 | 150 | .248 (6.3) | .433 (11.0) | .098 (2.5) | .0197 (0.5) |
| 100 | SK101M050ST | 1.33 | 250 | .315 (8.0) | .433 (11.0) | .138 (3.5) | .0236 (0.6) |
| 220 | SK221M050ST | 0.60 | 440 | .394 (10.0) | .630 (16.0) | .197 (5.0) | .0236 (0.6) |
| 330 | SK331M050ST | 0.40 | 580 | .394 (10.0) | .827 (21.0) | .197 (5.0) | .0236 (0.6) |
| 470 | SK471M050ST | 0.28 | 760 | .512 (13.0) | .827 (21.0) | .197 (5.0) | .0236 (0.6) |
| 1,000 | SK102M050ST | 0.13 | 1350 | .630 (16.0) | .984 (25.0) | .295 (7.5) | .0315 (0.8) |
| 2,200 | SK222M050ST | 0.14 | 2090 | .709 (18.0) | 1.38 (35.0) | .295 (7.5) | .0315 (0.8) |
| 3,300 | SK332M050ST | 0.10 | 2320 | .709 (18.0) | 1.65 (42.0) | .295 (7.5) | .0315 (0.8) |
| 63 Vdc (79 Volts Surge) | | | | | | | |
| 0.47 | SKR47M063ST | 254.10 | 5 | .197 (5.0) | .433 (11.0) | .079 (2.0) | .0197 (0.5) |
| 1.0 | SK010M063ST | 119.43 | 10 | .197 (5.0) | .433 (11.0) | .079 (2.0) | .0197 (0.5) |
| 2.2 | SK2R2M063ST | 54.28 | 29 | .197 (5.0) | .433 (11.0) | .079 (2.0) | .0197 (0.5) |
| 3.3 | SK3R3M063ST | 36.19 | 40 | .197 (5.0) | .433 (11.0) | .079 (2.0) | .0197 (0.5) |
| 4.7 | SK4R7M063ST | 25.41 | 45 | .197 (5.0) | .433 (11.0) | .079 (2.0) | .0197 (0.5) |
| 10.0 | SK100M063ST | 11.94 | 70 | .197 (5.0) | .433 (11.0) | .079 (2.0) | .0197 (0.5) |

* Note max leakage current ≥ 100 Vdc is measured at 3 minutes

Type SK 85 °C Radial Leaded Aluminum Electrolytic Capacitors

| Cap (μ F) | Catalog Part Number | Max ESR 120 Hz +25 °C (Ω) | Max Ripple 120 Hz +85 °C (mA) | Size in. (mm) | | | |
|----------------------------------|------------------------|---|--|-----------------|---------------|-------------------|------------------|
| | | | | Diameter (D) | Length (L) | Lead Space (S) | Lead Dia. (d) |
| 63 Vdc (79 Volts Surge) | | | | | | | |
| 22 | SK220M063ST | 5.43 | 115 | .248 (6.3) | .433 (11.0) | .098 (2.5) | .0197 (0.5) |
| 33 | SK330M063ST | 3.62 | 140 | .248 (6.3) | .433 (11.0) | .098 (2.5) | .0197 (0.5) |
| 47 | SK470M063ST | 2.54 | 190 | .315 (8.0) | .433 (11.0) | .138 (3.5) | .0236 (0.6) |
| 100 | SK101M063ST | 1.19 | 300 | .394 (10.0) | .512 (13.0) | .197 (5.0) | .0236 (0.6) |
| 220 | SK221M063ST | 0.54 | 490 | .394 (10.0) | .827 (21.0) | .197 (5.0) | .0236 (0.6) |
| 330 | SK331M063ST | 0.36 | 680 | .512 (13.0) | .827 (21.0) | .197 (5.0) | .0236 (0.6) |
| 470 | SK471M063ST | 0.25 | 880 | .512 (13.0) | .984 (26.0) | .197 (5.0) | .0236 (0.6) |
| 1,000 | SK102M063ST | 0.12 | 1550 | .630 (16.0) | 1.26 (32.0) | .295 (7.5) | .0315 (0.8) |
| 100 Vdc (125 Volts Surge) | | | | | | | |
| 0.47 | SKR47M100ST | 225.87 | 10 | .197 (5.0) | .433 (11.0) | .079 (2.0) | .0197 (0.5) |
| 1 | SK010M100ST | 106.16 | 21 | .197 (5.0) | .433 (11.0) | .079 (2.0) | .0197 (0.5) |
| 2.2 | SK2R2M100ST | 48.25 | 30 | .197 (5.0) | .433 (11.0) | .079 (2.0) | .0197 (0.5) |
| 3.3 | SK3R3M100ST | 32.17 | 40 | .197 (5.0) | .433 (11.0) | .079 (2.0) | .0197 (0.5) |
| 4.7 | SK4R7M100ST | 22.59 | 50 | .197 (5.0) | .433 (11.0) | .079 (2.0) | .0197 (0.5) |
| 10 | SK100M100ST | 10.62 | 75 | .248 (6.3) | .433 (11.0) | .098 (2.5) | .0197 (0.5) |
| 22 | SK220M100ST | 4.83 | 130 | .315 (8.0) | .433 (11.0) | .138 (3.5) | .0236 (0.6) |
| 33 | SK330M100ST | 3.22 | 170 | .394 (10.0) | .512 (13.0) | .197 (5.0) | .0236 (0.6) |
| 47 | SK470M100ST | 2.26 | 230 | .394 (10.0) | .630 (16.0) | .197 (5.0) | .0236 (0.6) |
| 100 | SK101M100ST | 1.06 | 400 | .512 (13.0) | .827 (21.0) | .197 (5.0) | .0236 (0.6) |
| 220 | SK221M100ST | 0.48 | 710 | .630 (16.0) | .984 (25.0) | .295 (7.5) | .0315 (0.8) |
| 330 | SK331M100ST | 0.32 | 860 | .630 (16.0) | .984 (25.0) | .295 (7.5) | .0315 (0.8) |
| 470 | SK471M100ST | 0.23 | 1100 | .630 (16.0) | 1.26 (32.0) | .295 (7.5) | .0315 (0.8) |
| 160 Vdc (200 Volts Surge) | | | | | | | |
| 0.47 | SKR47M160ST | 423.50 | 12.0 | .248 (6.3) | .433 (11.0) | .098 (2.5) | .0197 (0.5) |
| 1.0 | SK010M160ST | 199.04 | 17.0 | .248 (6.3) | .433 (11.0) | .098 (2.5) | .0197 (0.5) |
| 2.2 | SK2R2M160ST | 90.47 | 26.0 | .248 (6.3) | .433 (11.0) | .098 (2.5) | .0197 (0.5) |
| 3.3 | SK3R3M160ST | 60.32 | 35.0 | .248 (6.3) | .433 (11.0) | .098 (2.5) | .0197 (0.5) |
| 4.7 | SK4R7M160ST | 42.35 | 40.0 | .248 (6.3) | .433 (11.0) | .098 (2.5) | .0197 (0.5) |
| 10 | SK100M160ST | 19.90 | 65.0 | .315 (8.0) | .433 (11.0) | .138 (3.5) | .0236 (0.6) |
| 22 | SK220M160ST | 9.05 | 110.0 | .394 (10.0) | .630 (16.0) | .197 (5.0) | .0236 (0.6) |
| 33 | SK330M160ST | 6.03 | 150.0 | .394 (10.0) | .827 (21.0) | .197 (5.0) | .0236 (0.6) |
| 47 | SK470M160ST | 4.23 | 180.0 | .512 (13.0) | .827 (21.0) | .197 (5.0) | .0236 (0.6) |
| 100 | SK101M160ST | 1.99 | 300.0 | .512 (13.0) | .984 (26.0) | .197 (5.0) | .0236 (0.6) |
| 220 | SK221M160ST | 0.90 | 510.0 | .630 (16.0) | 1.42 (36.0) | .295 (7.5) | .0315 (0.8) |
| 330 | SK331M160ST | 0.60 | 600.0 | .709 (18.0) | 1.65 (42.0) | .295 (7.5) | .0315 (0.8) |
| 200 Vdc (250 Volts Surge) | | | | | | | |
| 0.47 | SKR47M200ST | 423.50 | 12 | .248 (6.3) | .433 (11.0) | .098 (2.5) | .0197 (0.5) |
| 1.0 | SK010M200ST | 199.04 | 17 | .248 (6.3) | .433 (11.0) | .098 (2.5) | .0197 (0.5) |
| 2.2 | SK2R2M200ST | 90.47 | 26 | .248 (6.3) | .433 (11.0) | .098 (2.5) | .0197 (0.5) |
| 3.3 | SK3R3M200ST | 60.32 | 35 | .248 (6.3) | .433 (11.0) | .098 (2.5) | .0197 (0.5) |
| 4.7 | SK4R7M200ST | 42.35 | 45 | .315 (8.0) | .433 (11.0) | .138 (3.5) | .0236 (0.6) |
| 10 | SK100M200ST | 19.90 | 70 | .394 (10.0) | .512 (13.0) | .197 (5.0) | .0236 (0.6) |
| 22 | SK220M200ST | 9.05 | 110 | .394 (10.0) | .827 (21.0) | .197 (5.0) | .0236 (0.6) |
| 33 | SK330M200ST | 6.03 | 160 | .512 (13.0) | .827 (21.0) | .197 (5.0) | .0236 (0.6) |
| 47 | SK470M200ST | 4.23 | 180 | .512 (13.0) | .827 (21.0) | .197 (5.0) | .0236 (0.6) |

* Note max leakage current ≥ 100 Vdc is measured at 3 minutes

Type SK 85 °C Radial Leaded Aluminum Electrolytic Capacitors

| Cap (μ F) | Catalog Part Number | Max ESR 120 Hz +25 °C (Ω) | Max Ripple 120 Hz +85 °C (mA) | Size in. (mm) | | | |
|----------------------------------|------------------------|---|--|-----------------|---------------|-------------------|------------------|
| | | | | Diameter (D) | Length (L) | Lead Space (S) | Lead Dia. (d) |
| 200 Vdc (250 Volts Surge) | | | | | | | |
| 100 | SK101M200ST | 1.99 | 330 | .630 (16.0) | .984 (25.0) | .295 (7.5) | .0315 (0.8) |
| 220 | SK221M200ST | 0.90 | 520 | .709 (18.0) | 1.65 (42.0) | .295 (7.5) | .0315 (0.8) |
| 250 Vdc (300 Volts Surge) | | | | | | | |
| 0.47 | SKR47M250ST | 423.50 | 12 | .248 (6.3) | .433 (11.0) | .098 (2.5) | .0197 (0.5) |
| 1.0 | SK010M250ST | 199.04 | 17 | .248 (6.3) | .433 (11.0) | .098 (2.5) | .0197 (0.5) |
| 2.2 | SK2R2M250ST | 90.47 | 30 | .248 (6.3) | .433 (11.0) | .098 (2.5) | .0197 (0.5) |
| 3.3 | SK3R3M250ST | 60.32 | 35 | .315 (8.0) | .433 (11.0) | .138 (3.5) | .0236 (0.6) |
| 4.7 | SK4R7M250ST | 42.35 | 45 | .315 (8.0) | .433 (11.0) | .138 (3.5) | .0236 (0.6) |
| 10 | SK100M250ST | 19.90 | 70 | .394 (10.0) | .630 (16.0) | .197 (5.0) | .0236 (0.6) |
| 22 | SK220M250ST | 9.05 | 130 | .512 (13.0) | .827 (21.0) | .197 (5.0) | .0236 (0.6) |
| 33 | SK330M250ST | 6.03 | 160 | .512 (13.0) | .827 (21.0) | .197 (5.0) | .0236 (0.6) |
| 47 | SK470M250ST | 4.23 | 210 | .512 (13.0) | .984 (26.0) | .197 (5.0) | .0236 (0.6) |
| 100 | SK101M250ST | 1.99 | 310 | .630 (16.0) | 1.26 (32.0) | .295 (7.5) | .0315 (0.8) |
| 350 Vdc (400 Volts Surge) | | | | | | | |
| 0.47 | SKR47M350ST | 564.67 | 14 | .315 (8.0) | .433 (11.0) | .138 (3.5) | .0236 (0.6) |
| 1.0 | SK010M350ST | 265.39 | 18 | .315 (8.0) | .433 (11.0) | .138 (3.5) | .0236 (0.6) |
| 2.2 | SK2R2M350ST | 120.63 | 28 | .315 (8.0) | .433 (11.0) | .138 (3.5) | .0236 (0.6) |
| 3.3 | SK3R3M350ST | 80.42 | 35 | .394 (10.0) | .512 (13.0) | .197 (5.0) | .0236 (0.6) |
| 4.7 | SK4R7M350ST | 56.47 | 40 | .394 (10.0) | .512 (13.0) | .197 (5.0) | .0236 (0.6) |
| 10 | SK100M350ST | 26.54 | 70 | .394 (10.0) | .827 (21.0) | .197 (5.0) | .0236 (0.6) |
| 22 | SK220M350ST | 12.06 | 110 | .512 (13.0) | .827 (21.0) | .197 (5.0) | .0236 (0.6) |
| 33 | SK330M350ST | 8.04 | 140 | .512 (13.0) | .984 (26.0) | .197 (5.0) | .0236 (0.6) |
| 47 | SK470M350ST | 5.65 | 220 | .630 (16.0) | .984 (25.0) | .295 (7.5) | .0315 (0.8) |
| 100 | SK101M350ST | 2.65 | 360 | .709 (18.0) | 1.42 (36.0) | .295 (7.5) | .0315 (0.8) |
| 400 Vdc (450 Volts Surge) | | | | | | | |
| 0.47 | SKR47M400ST | 564.67 | 14 | .315 (8.0) | .433 (11.0) | .138 (3.5) | .0236 (0.6) |
| 1.0 | SK010M400ST | 265.39 | 18 | .315 (8.0) | .433 (11.0) | .138 (3.5) | .0236 (0.6) |
| 2.2 | SK2R2M400ST | 120.63 | 28 | .315 (8.0) | .433 (11.0) | .138 (3.5) | .0236 (0.6) |
| 3.3 | SK3R3M400ST | 80.42 | 32 | .394 (10.0) | .512 (13.0) | .197 (5.0) | .0236 (0.6) |
| 4.7 | SK4R7M400ST | 56.47 | 41 | .394 (10.0) | .630 (16.0) | .197 (5.0) | .0236 (0.6) |
| 10 | SK100M400ST | 26.54 | 70 | .512 (13.0) | .827 (21.0) | .197 (5.0) | .0236 (0.6) |
| 22 | SK220M400ST | 12.06 | 120 | .512 (13.0) | .984 (26.0) | .197 (5.0) | .0236 (0.6) |
| 33 | SK330M400ST | 8.04 | 140 | .630 (16.0) | .984 (25.0) | .295 (7.5) | .0315 (0.8) |
| 47 | SK470M400ST | 5.65 | 160 | .630 (16.0) | 1.26 (32.0) | .295 (7.5) | .0315 (0.8) |
| 450 Vdc (500 Volts Surge) | | | | | | | |
| 0.47 | SKR47M450ST | 564.67 | 14 | .315 (8.0) | .433 (11.0) | .138 (3.5) | .0236 (0.6) |
| 1.0 | SK010M450ST | 265.39 | 19 | .315 (8.0) | .453 (11.5) | .138 (3.5) | .0236 (0.6) |
| 2.2 | SK2R2M450ST | 120.63 | 29 | .394 (10.0) | .512 (13.0) | .197 (5.0) | .0236 (0.6) |
| 3.3 | SK3R3M450ST | 80.42 | 35 | .394 (10.0) | .630 (16.0) | .197 (5.0) | .0236 (0.6) |
| 4.7 | SK4R7M450ST | 56.47 | 50 | .394 (10.0) | .709 (18.0) | .197 (5.0) | .0236 (0.6) |
| 10 | SK100M450ST | 26.54 | 75 | .512 (13.0) | .827 (21.0) | .197 (5.0) | .0236 (0.6) |
| 22 | SK220M450ST | 12.06 | 110 | .630 (16.0) | .984 (25.0) | .295 (7.5) | .0315 (0.8) |
| 33 | SK330M450ST | 8.04 | 150 | .630 (16.0) | 1.42 (36.0) | .295 (7.5) | .0315 (0.8) |
| 47 | SK470M450ST | 5.65 | 230 | .630 (16.0) | 1.57 (40.0) | .295 (7.5) | .0315 (0.8) |



Компания «ЭлектроПласт» предлагает заключение долгосрочных отношений при поставках импортных электронных компонентов на взаимовыгодных условиях!

Наши преимущества:

- Оперативные поставки широкого спектра электронных компонентов отечественного и импортного производства напрямую от производителей и с крупнейших мировых складов;
- Поставка более 17-ти миллионов наименований электронных компонентов;
- Поставка сложных, дефицитных, либо снятых с производства позиций;
- Оперативные сроки поставки под заказ (от 5 рабочих дней);
- Экспресс доставка в любую точку России;
- Техническая поддержка проекта, помощь в подборе аналогов, поставка прототипов;
- Система менеджмента качества сертифицирована по Международному стандарту ISO 9001;
- Лицензия ФСБ на осуществление работ с использованием сведений, составляющих государственную тайну;
- Поставка специализированных компонентов (Xilinx, Altera, Analog Devices, Intersil, Interpoint, Microsemi, Aeroflex, Peregrine, Syfer, Eurofarad, Texas Instrument, Miteq, Cobham, E2V, MA-COM, Hittite, Mini-Circuits, General Dynamics и др.);

Помимо этого, одним из направлений компании «ЭлектроПласт» является направление «Источники питания». Мы предлагаем Вам помощь Конструкторского отдела:

- Подбор оптимального решения, техническое обоснование при выборе компонента;
- Подбор аналогов;
- Консультации по применению компонента;
- Поставка образцов и прототипов;
- Техническая поддержка проекта;
- Защита от снятия компонента с производства.



Как с нами связаться

Телефон: 8 (812) 309 58 32 (многоканальный)

Факс: 8 (812) 320-02-42

Электронная почта: org@eplast1.ru

Адрес: 198099, г. Санкт-Петербург, ул. Калинина, дом 2, корпус 4, литера А.