


## High brightness LED array driver with diagnostics for automotive applications based on the STAP16DPS05 and STM8A

Data brief



### Features

- Stand-alone mode:
  - Demonstrates pre-configured patterns (with adjustable brightness/speed) such as rolling text, wave effect, dot sequence, etc.
  - On-board buttons to switch between the demos
  - Potentiometer as a slider to control speed or brightness of the pattern
  - Open circuit, short circuit using open-circuit/short-circuit jumpers
- GUI mode:
  - All the features present in stand-alone mode can be controlled using the GUI
  - Global brightness control to change the brightness of all channels
  - Frame programming mode and 4 predefined presets with variable transition time between frames
  - Open/short error detection and representation on the GUI
  - Error detection in “no loop” and in loop of 0.5 s and 1 s
- RoHS compliant

### Description

The STEVAL-ILL059V1 evaluation board is a high brightness LED array driver application with diagnostics based on the automotive grade, low voltage, 16-bit constant current LED sink driver STAP16DPS05 from STMicroelectronics.

The LED driver is configured and controlled through an 8-bit automotive grade STM8A microcontroller via SPI interface.

An automotive grade A5974D DC-DC converter provides the voltages and power for the overall functioning of the board.

This board can be used to demonstrate the LED driver features or used to aid in application development.

Software applications can be written, downloaded and debugged using the on-board SWIM connector.

# 1 Schematic diagrams

Figure 1. Power section

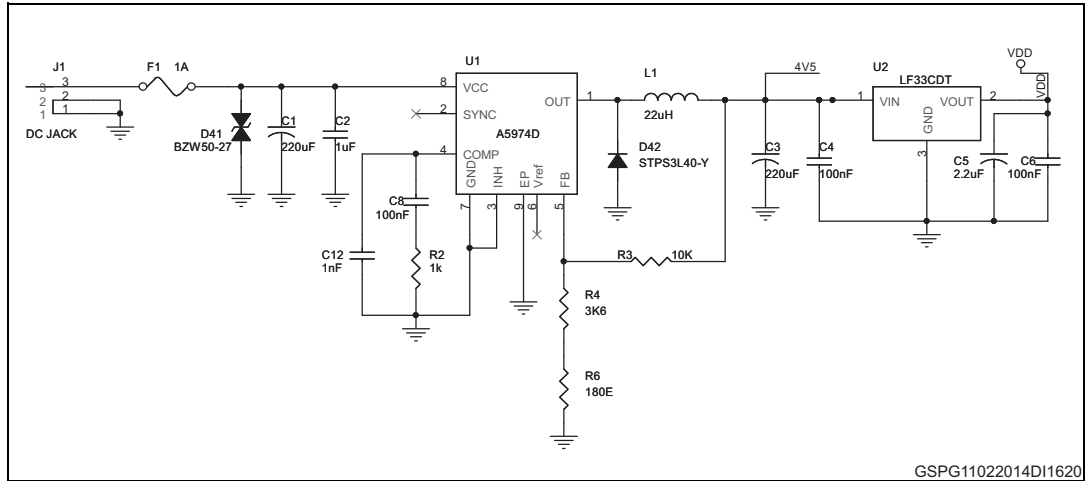


Figure 2. Microcontroller

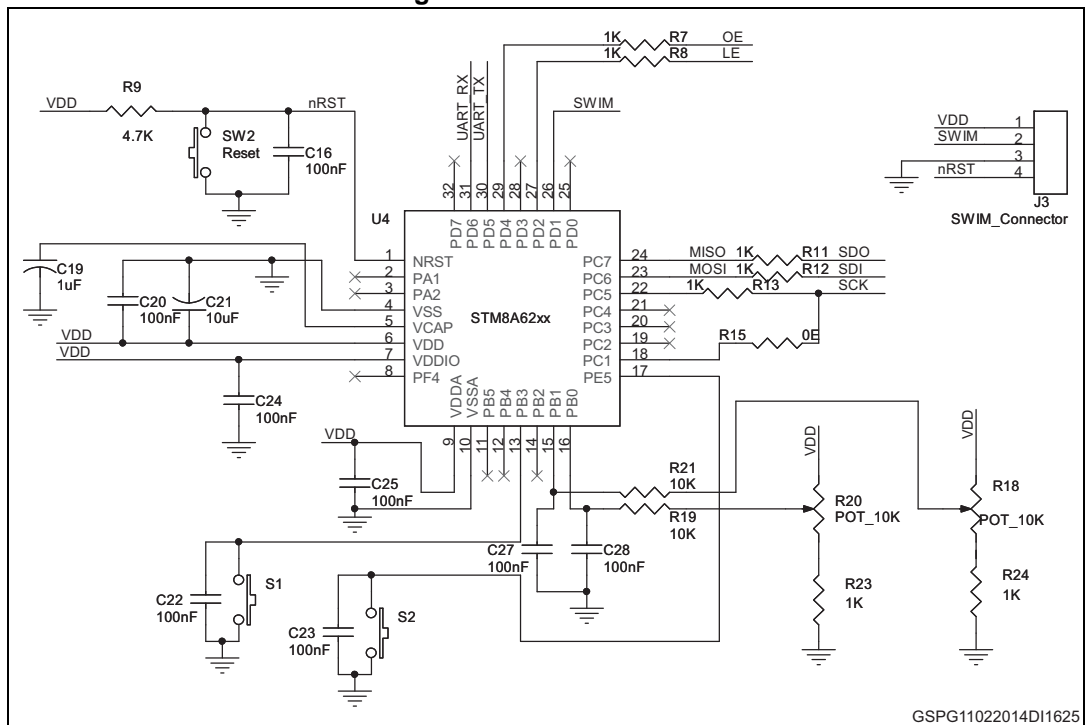
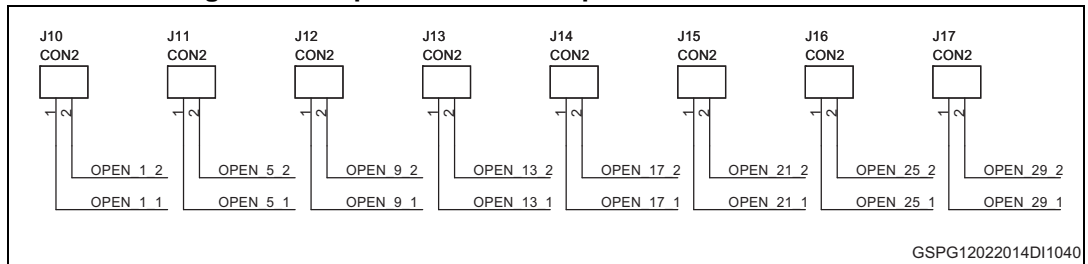
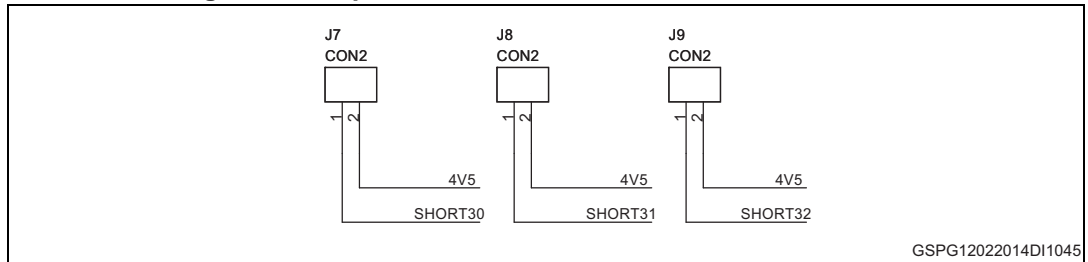


Figure 3. Jumpers to simulate open circuit error detection



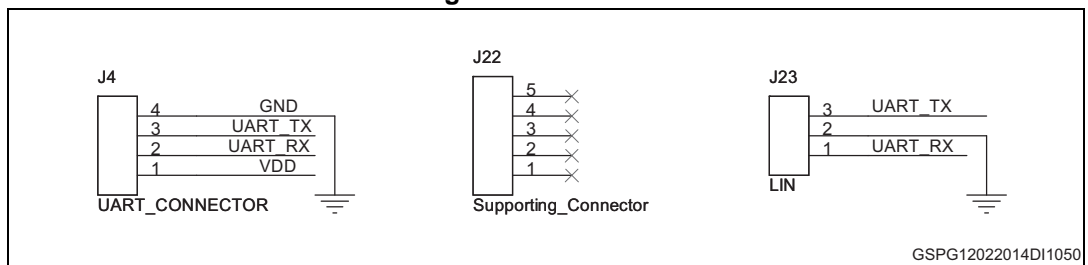
GSPG12022014DI1040

Figure 4. Jumpers to simulate short circuit error detection



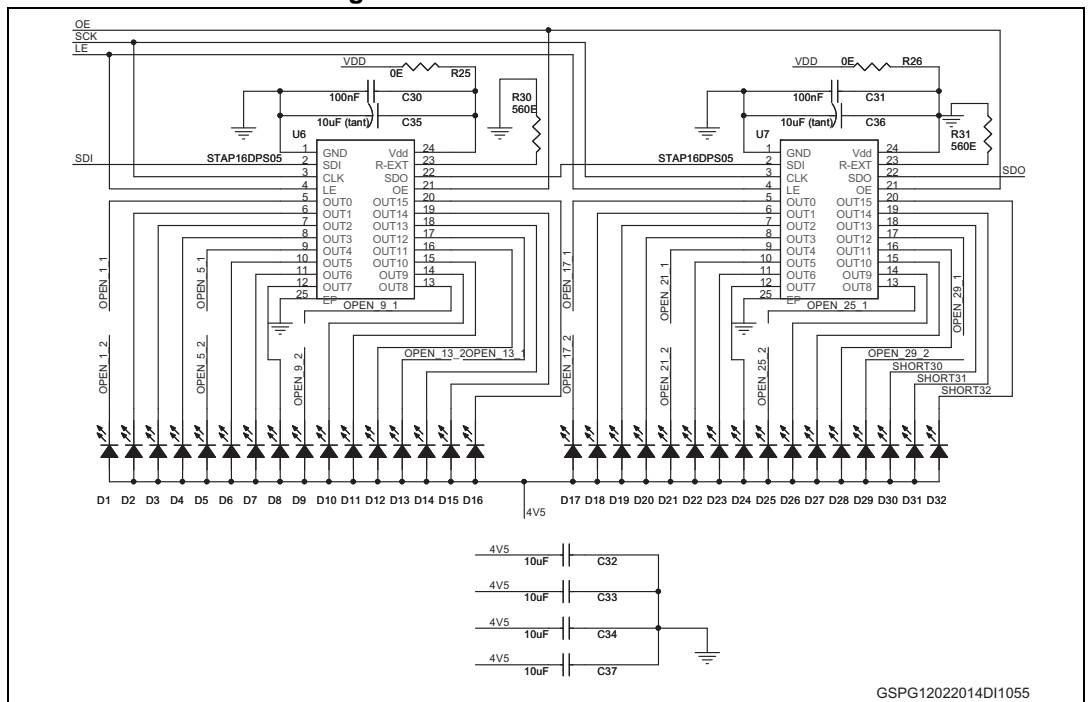
GSPG12022014DI1045

Figure 5. Connector



GSPG12022014DI1050

Figure 6. LED driver STAP16DPS05



GSPG12022014DI1055

Figure 7. USB section

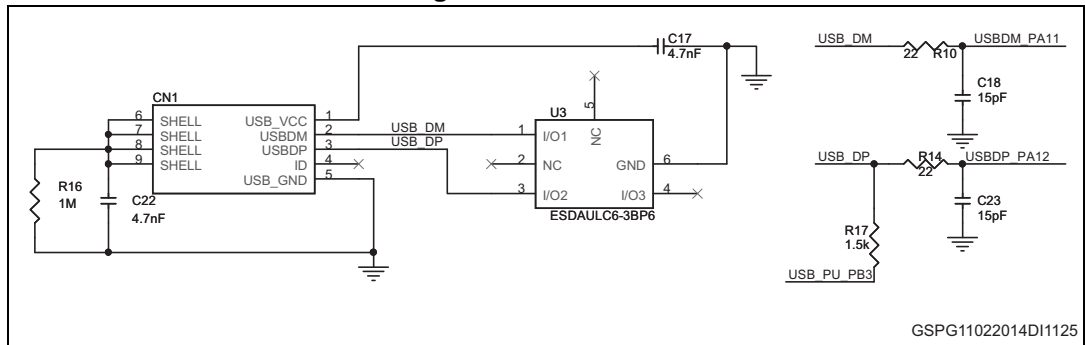


Figure 8. STM32 section

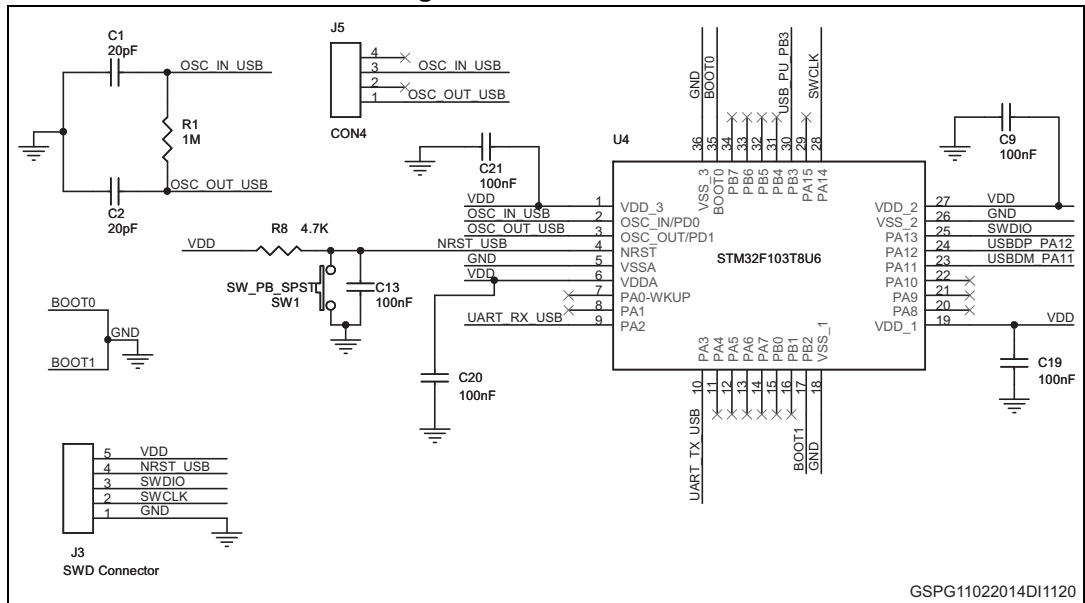
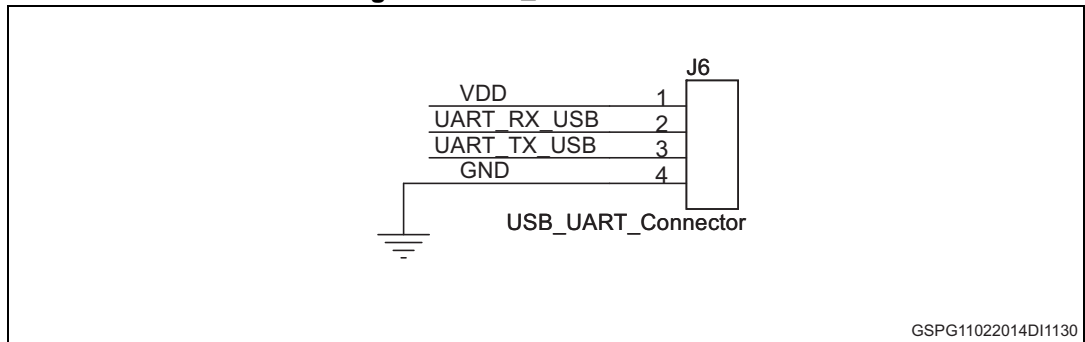


Figure 9. USB\_UART connector



## 2 Revision history

Table 1. Document revision history

Date	Revision	Changes
07-Aug-2014	1	Initial release.

**IMPORTANT NOTICE – PLEASE READ CAREFULLY**

STMicroelectronics NV and its subsidiaries ("ST") reserve the right to make changes, corrections, enhancements, modifications, and improvements to ST products and/or to this document at any time without notice. Purchasers should obtain the latest relevant information on ST products before placing orders. ST products are sold pursuant to ST's terms and conditions of sale in place at the time of order acknowledgement.

Purchasers are solely responsible for the choice, selection, and use of ST products and ST assumes no liability for application assistance or the design of Purchasers' products.

No license, express or implied, to any intellectual property right is granted by ST herein.

Resale of ST products with provisions different from the information set forth herein shall void any warranty granted by ST for such product.

ST and the ST logo are trademarks of ST. All other product or service names are the property of their respective owners.

Information in this document supersedes and replaces information previously supplied in any prior versions of this document.

© 2014 STMicroelectronics – All rights reserved



Компания «ЭлектроПласт» предлагает заключение долгосрочных отношений при поставках импортных электронных компонентов на взаимовыгодных условиях!

Наши преимущества:

- Оперативные поставки широкого спектра электронных компонентов отечественного и импортного производства напрямую от производителей и с крупнейших мировых складов;
- Поставка более 17-ти миллионов наименований электронных компонентов;
- Поставка сложных, дефицитных, либо снятых с производства позиций;
- Оперативные сроки поставки под заказ (от 5 рабочих дней);
- Экспресс доставка в любую точку России;
- Техническая поддержка проекта, помощь в подборе аналогов, поставка прототипов;
- Система менеджмента качества сертифицирована по Международному стандарту ISO 9001;
- Лицензия ФСБ на осуществление работ с использованием сведений, составляющих государственную тайну;
- Поставка специализированных компонентов (Xilinx, Altera, Analog Devices, Intersil, Interpoint, Microsemi, Aeroflex, Peregrine, Syfer, Eurofarad, Texas Instrument, Miteq, Cobham, E2V, MA-COM, Hittite, Mini-Circuits, General Dynamics и др.);

Помимо этого, одним из направлений компании «ЭлектроПласт» является направление «Источники питания». Мы предлагаем Вам помощь Конструкторского отдела:

- Подбор оптимального решения, техническое обоснование при выборе компонента;
- Подбор аналогов;
- Консультации по применению компонента;
- Поставка образцов и прототипов;
- Техническая поддержка проекта;
- Защита от снятия компонента с производства.



#### Как с нами связаться

**Телефон:** 8 (812) 309 58 32 (многоканальный)

**Факс:** 8 (812) 320-02-42

**Электронная почта:** [org@eplast1.ru](mailto:org@eplast1.ru)

**Адрес:** 198099, г. Санкт-Петербург, ул. Калинина, дом 2, корпус 4, литера А.