


Flyback Transformers

For 3 Watt, 7 Watt and 13 Watt
PoE Applications



- Flyback transformers for PoE applications
- Designed to operate in continuous mode at 250 kHz with an input of 36–72 Vdc
- 1500 Vrms, one minute isolation from primary and bias to secondary

Designer's Kit C395 contains two of each part shown in bold

Core material Ferrite

Terminations RoHS tin-silver over tin over nickel over phos bronze. Other terminations available at additional cost.

Weight POE13P: 6.15 g; POE70P: 3.85 g; POE30P: 2.05 g

Ambient temperature –40°C to +85°C

Storage temperature Component: –40°C to +85°C.

Tape and reel packaging: –40°C to +80°C

Resistance to soldering heat Max three 40 second reflows at +260°C, parts cooled to room temperature between cycles

Moisture Sensitivity Level (MSL) 1 (unlimited floor life at <30°C / 85% relative humidity)

Failures in Time (FIT) / Mean Time Between Failures (MTBF)

38 per billion hours / 26,315,789 hours, calculated per Telcordia SR-332

PCB washing Tested with pure water or alcohol only. For other solvents, see Doc787_PCB_Washing.pdf.

| Part number ¹ | Power (W) | Inductance at 0 A ² ±10% (µH) | Inductance at I _{pk} ³ min (µH) | DCR max (Ohms) ⁴ | | | Leakage inductance max (µH) ⁵ | Turns ratio ⁶ | | I _{pk} ³ (A) | Output ⁷ |
|--------------------------|-----------|--|---|-----------------------------|-------|-------|--|--------------------------|------------|----------------------------------|---------------------|
| | | | | pri | bias | sec | | pri : sec | pri : bias | | |
| POE30P-33L | 3 | 310 | 279.0 | 1.02 | 2.01 | 0.066 | 4.75 | 1 : 0.19 | 1 : 0.70 | 0.3 | 3.3 V, 0.91 A |
| POE30P-50L | 3 | 310 | 279.0 | 1.02 | 2.01 | 0.118 | 4.50 | 1 : 0.28 | 1 : 0.70 | 0.3 | 5.0 V, 0.6 A |
| POE30P-12L | 3 | 310 | 279.0 | 1.04 | 2.01 | 0.700 | 4.25 | 1 : 0.70 | 1 : 0.70 | 0.3 | 12 V, 0.25 A |
| POE70P-33L | 7 | 155 | 139.5 | 0.414 | 0.822 | 0.036 | 4.00 | 1 : 0.19 | 1 : 0.667 | 0.65 | 3.3 V, 2.12 A |
| POE70P-50L | 7 | 155 | 139.5 | 0.414 | 0.822 | 0.060 | 3.60 | 1 : 0.262 | 1 : 0.667 | 0.65 | 5.0 V, 1.4 A |
| POE70P-12L | 7 | 155 | 139.5 | 0.414 | 0.822 | 0.343 | 3.25 | 1 : 0.667 | 1 : 0.667 | 0.65 | 12 V, 0.6 A |
| POE13P-33L | 13 | 127 | 114.3 | 0.255 | 0.310 | 0.024 | 1.25 | 1 : 0.166 | 1 : 0.50 | 1.0 | 3.3 V, 4.0 A |
| POE13P-50L | 13 | 127 | 114.3 | 0.222 | 0.348 | 0.039 | 0.950 | 1 : 0.25 | 1 : 0.50 | 1.0 | 5.0 V, 2.6 A |
| POE13P-12L | 13 | 127 | 114.3 | 0.199 | 0.308 | 0.065 | 0.650 | 1 : 0.50 | 1 : 0.50 | 1.0 | 12 V, 1.08 A |
| POE13P-19L | 13 | 127 | 114.3 | 0.290 | 0.355 | 0.066 | 0.800 | 1 : 0.567 | 1 : 0.50 | 1.0 | 19.5 V, 0.67 A |
| POE13P-24L | 13 | 127 | 114.3 | 0.255 | 0.315 | 0.067 | 0.600 | 1 : 0.667 | 1 : 0.50 | 1.0 | 24 V, 0.54 A |

1. When ordering, please specify **packaging** code:

POE30P-12LD

Packaging: D = 13" machine-ready reel. EIA-481 embossed plastic tape.

B = Less than full reel. In tape, but not machine ready. To have a leader and trailer added (\$25 charge), use code letter D instead.

- Inductance is for the primary, measured at 250 kHz, 0.1 Vrms, 0 Adc.
 - I_{pk} is peak primary current drawn at minimum input voltage.
 - DCR for the secondary is per winding.
 - Leakage inductance measured between pins 3 and 4 with all other pins shorted.
 - Turns ratio is with the secondary windings connected in parallel.
 - Output of the secondary is with the windings connected in parallel. Bias winding output is 12 V, 20 mA.
 - Electrical specifications at 25°C.
- Refer to Doc 362 "Soldering Surface Mount Components" before soldering.

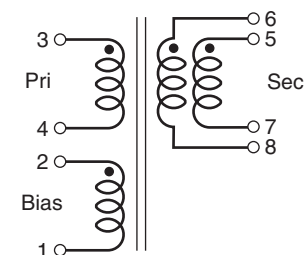
Schematics

POE13P



Secondary windings to be connected in parallel on PC board

POE70P, POE30P

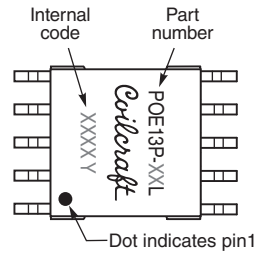
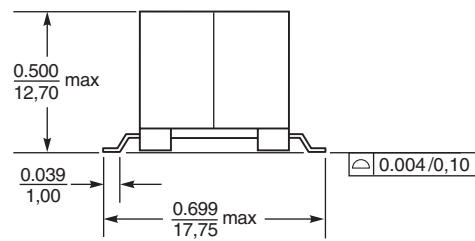


Secondary windings to be connected in parallel on PC board



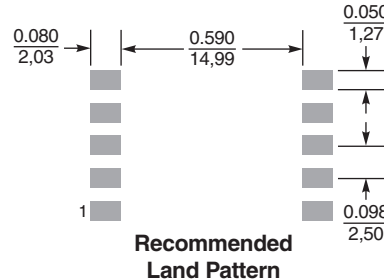
Flyback Transformers for PoE

POE13P

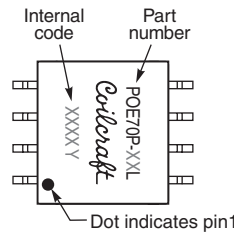
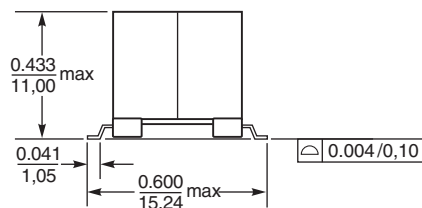


Packaging 175 per 13" reel
 Plastic tape: 32 mm wide, 0.5 mm thick,
 28 mm pocket spacing, 12.93 mm pocket depth

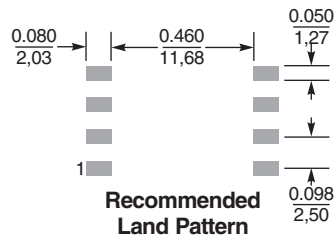
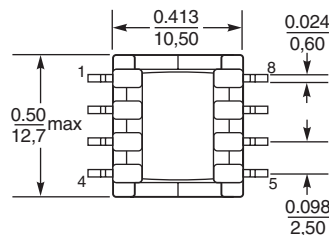
Parts manufactured prior to
 April, 2012 may be marked
 differently.



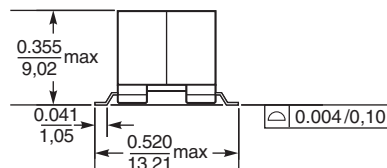
POE70P



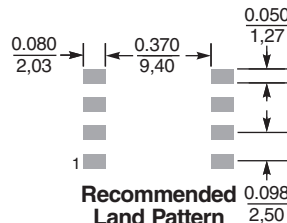
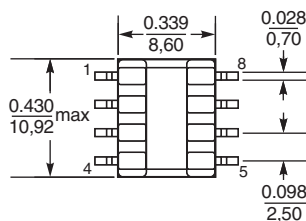
Packaging 200 per 13" reel
 Plastic tape: 32 mm wide, 0.5 mm thick,
 24 mm pocket spacing, 11.2 mm pocket depth



POE30P



Packaging 350 per 13" reel
 Plastic tape: 32 mm wide, 0.42 mm thick, 20 mm
 pocket spacing, 9.16 mm pocket depth



Dimensions are in $\frac{\text{inches}}{\text{mm}}$



www.coilcraft.com

US +1-847-639-6400 sales@coilcraft.com
UK +44-1236-730595 sales@coilcraft-europe.com
Taiwan +886-2-2264 3646 sales@coilcraft.com.tw
China +86-21-6218 8074 sales@coilcraft.com.cn
Singapore + 65-6484 8412 sales@coilcraft.com.sg

Document 460-2 Revised 05/04/12

© Coilcraft Inc. 2013

This product may not be used in medical or high risk applications without prior Coilcraft approval. Specification subject to change without notice. Please check web site for latest information.



Компания «ЭлектроПласт» предлагает заключение долгосрочных отношений при поставках импортных электронных компонентов на взаимовыгодных условиях!

Наши преимущества:

- Оперативные поставки широкого спектра электронных компонентов отечественного и импортного производства напрямую от производителей и с крупнейших мировых складов;
- Поставка более 17-ти миллионов наименований электронных компонентов;
- Поставка сложных, дефицитных, либо снятых с производства позиций;
- Оперативные сроки поставки под заказ (от 5 рабочих дней);
- Экспресс доставка в любую точку России;
- Техническая поддержка проекта, помощь в подборе аналогов, поставка прототипов;
- Система менеджмента качества сертифицирована по Международному стандарту ISO 9001;
- Лицензия ФСБ на осуществление работ с использованием сведений, составляющих государственную тайну;
- Поставка специализированных компонентов (Xilinx, Altera, Analog Devices, Intersil, Interpoint, Microsemi, Aeroflex, Peregrine, Syfer, Eurofarad, Texas Instrument, Miteq, Cobham, E2V, MA-COM, Hittite, Mini-Circuits, General Dynamics и др.);

Помимо этого, одним из направлений компании «ЭлектроПласт» является направление «Источники питания». Мы предлагаем Вам помощь Конструкторского отдела:

- Подбор оптимального решения, техническое обоснование при выборе компонента;
- Подбор аналогов;
- Консультации по применению компонента;
- Поставка образцов и прототипов;
- Техническая поддержка проекта;
- Защита от снятия компонента с производства.



Как с нами связаться

Телефон: 8 (812) 309 58 32 (многоканальный)

Факс: 8 (812) 320-02-42

Электронная почта: org@eplast1.ru

Адрес: 198099, г. Санкт-Петербург, ул. Калинина, дом 2, корпус 4, литера А.