



Main

Range of product	Harmony XB7
Product or component type	Illuminated push-button
Device short name	XB7
Mounting diameter	0.87 in (22 mm)
Sale per indivisible quantity	10
IP degree of protection	IP20 (rear face) conforming to IEC 60529 IP65 (front face) conforming to IEC 60529
Shape of signaling unit head	Round
Type of operator	Push and push-to-release
Operator profile	Yellow projecting unmarked
Operator additional information	With plain lens
Contacts type and composition	1 NO
Connections - terminals	Screw clamp terminals: $\leq 2 \times 1.5 \text{ mm}^2$ with cable end conforming to EN/IEC 60947-1 Screw clamp terminals: $1 \times 0.34 \dots 2 \times 2.5 \text{ mm}^2$ without cable end conforming to EN/IEC 60947-1
Light source	LED
Bulb base	Integral LED
[Us] rated supply voltage	230 V AC, 50/60 Hz
Device presentation	Monolithic product

Complementary

CAD overall width	1.14 in (29 mm)
CAD overall height	1.14 in (29 mm)
CAD overall depth	2.26 in (57.5 mm)
Terminals description ISO n°1	(13-14)NO
Product weight	0.05 lb(US) (0.023 kg)
Device mounting	Fixing hole: $\varnothing 0.89$ in (22.5 mm) (22.3 +0.4/0) conforming to EN/IEC 60947-1
Fixing center	$\geq 30 \times 40$ mm on support panel, metal, thickness: 0.04...0.24 in (1...6 mm) $\geq 30 \times 40$ mm on support panel, plastic, thickness: 0.08...0.24 in (2...6 mm)
Fixing mode	Fixing nut beneath head recommended torque: 2...2.4 N.m
Contact operation	Slow-break
Positive opening	With (only NO) positive opening
Mechanical durability	300000 cycles
Tightening torque	7.08...10.62 lbf.in (0.8...1.2 N.m) conforming to EN 60947-1
Shape of screw head	Cross head compatible with JIS No 1 screwdriver Cross head compatible with Philips no 1 screwdriver Cross head compatible with pozidriv No 1 screwdriver Slotted head compatible with flat $\varnothing 4$ mm screwdriver Slotted head compatible with flat $\varnothing 5.5$ mm screwdriver
Short-circuit protection	4 A cartridge fuse type gG conforming to EN/IEC 60947-5-1
[Ui] rated insulation voltage	250 V (degree of pollution: 3) conforming to EN/IEC 60947-1
[Uimp] rated impulse withstand voltage	4 kV conforming to EN/IEC 60947-1
[Ie] rated operational current	0.1 A at 250 V, DC-13, R300 conforming to EN/IEC 60947-5-1 0.22 A at 125 V, DC-13, R300 conforming to EN/IEC 60947-5-1 0.3 A at 240 V, AC-14, D300 conforming to EN/IEC 60947-5-1 0.6 A at 120 V, AC-14, D300 conforming to EN/IEC 60947-5-1
Electrical durability	1000000 cycles, DC-13, 0.3 A at 24 V, operating rate: 216000 cyc/mn, load factor: 0.5 conforming to EN/IEC 60947-5-1 appendix C 1000000 cycles, AC-15, 0.03 A at 230 V, operating rate: 216000 cyc/mn, load factor: 0.5 conforming to EN/IEC 60947-5-1 appendix C

1000000 cycles, AC-15, 0.09 A at 240 V, operating rate: 108000 cyc/mn, load factor: 0.5 conforming to EN/IEC 60947-5-1 appendix C

Electrical reliability	$\Lambda \leq 10 \exp(-6)$ at 17 V, 5 mA conforming to EN/IEC 60947-5-4
Signalling type	Steady
Supply voltage limits	195...264 V AC
Current consumption	22...27 mA
Service life	70000 h at rated voltage and 25 °C

Environment

protective treatment	TH
ambient air temperature for storage	-40...158 °F (-40...70 °C)
ambient air temperature for operation	-13...158 °F (-25...70 °C)
electrical shock protection class	Class II conforming to IEC 61140
NEMA degree of protection	NEMA 12 conforming to UL 50 E
standards	EN/IEC 60947-1 EN/IEC 60947-5-1 JIS C 4520 UL 508 CSA C22.2 No 14
product certifications	CCC GOST
vibration resistance	5 gn (f = 2...500 Hz) conforming to IEC 60068-2-6
shock resistance	50 gn (duration = 11 ms) half sine wave acceleration conforming to IEC 60068-2-27 30 gn (duration = 18 ms) half sine wave acceleration
electromagnetic emission	Class B conforming to EN 55011

Offer Sustainability

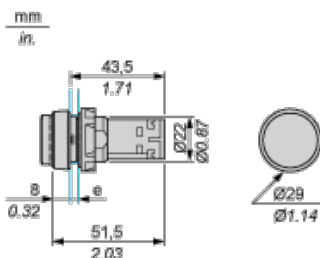
Green Premium product	Green Premium product
Compliant - since 1145 - Schneider Electric declaration of conformity	Compliant - since 1145 - Schneider Electric declaration of conformity
Reference not containing SVHC above the threshold	Reference not containing SVHC above the threshold
Available	Available
Available	Available
WARNING: This product can expose you to chemicals including:	WARNING: This product can expose you to chemicals including:
Nickel compounds, which is known to the State of California to cause cancer, and	Nickel compounds, which is known to the State of California to cause cancer, and
Di-isodecyl phthalate (DIDP), which is known to the State of California to cause birth defects or other reproductive harm.	Di-isodecyl phthalate (DIDP), which is known to the State of California to cause birth defects or other reproductive harm.
For more information go to www.p65warnings.ca.gov	For more information go to www.p65warnings.ca.gov

Contractual warranty

Warranty period	18 months
-----------------	-----------

Illuminated Pushbutton

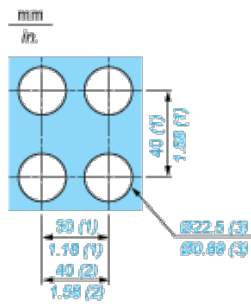
Dimensions



e Support panel thickness: 1 to 6 mm/0.4 to 0.24 in. (metal), 2 to 6 mm/0.8 to 0.24 in. (plastic).

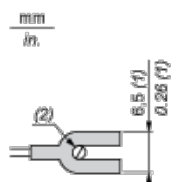
Mounting

Diameter of Finished Fixing Holes



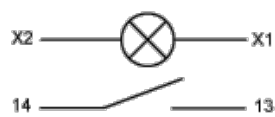
- (1) Minimum value.
- (2) 40 mm/1.58 in. for Emergency switching off pushbutton only.
- (3) Standard value: $\varnothing 22.3$ (0; + 0.4) mm/ $\varnothing 0.88$ (0; + 0.02) in.

“U” Type Tag Connection



- (1) 6.5 mm/0.26 in. recommended, 7 mm/0.28 in. max.
- (2) M3 screw clamp terminal.

Wiring





Компания «ЭлектроПласт» предлагает заключение долгосрочных отношений при поставках импортных электронных компонентов на взаимовыгодных условиях!

Наши преимущества:

- Оперативные поставки широкого спектра электронных компонентов отечественного и импортного производства напрямую от производителей и с крупнейших мировых складов;
- Поставка более 17-ти миллионов наименований электронных компонентов;
- Поставка сложных, дефицитных, либо снятых с производства позиций;
- Оперативные сроки поставки под заказ (от 5 рабочих дней);
- Экспресс доставка в любую точку России;
- Техническая поддержка проекта, помощь в подборе аналогов, поставка прототипов;
- Система менеджмента качества сертифицирована по Международному стандарту ISO 9001;
- Лицензия ФСБ на осуществление работ с использованием сведений, составляющих государственную тайну;
- Поставка специализированных компонентов (Xilinx, Altera, Analog Devices, Intersil, Interpoint, Microsemi, Aeroflex, Peregrine, Syfer, Eurofarad, Texas Instrument, Miteq, Cobham, E2V, MA-COM, Hittite, Mini-Circuits, General Dynamics и др.);

Помимо этого, одним из направлений компании «ЭлектроПласт» является направление «Источники питания». Мы предлагаем Вам помощь Конструкторского отдела:

- Подбор оптимального решения, техническое обоснование при выборе компонента;
- Подбор аналогов;
- Консультации по применению компонента;
- Поставка образцов и прототипов;
- Техническая поддержка проекта;
- Защита от снятия компонента с производства.



Как с нами связаться

Телефон: 8 (812) 309 58 32 (многоканальный)

Факс: 8 (812) 320-02-42

Электронная почта: org@eplast1.ru

Адрес: 198099, г. Санкт-Петербург, ул. Калинина, дом 2, корпус 4, литера А.