

MATERIAL (RoHS COMPLIANT):

CAGE:  
COPPER ALLOY

PLATING:(SEE PART NUMBER FOR OPTION)

OPTION1:100µ" [2.54 µm] MIN. BRIGHT TIN PLATING OVER 50 µ" (1.27 µm) MIN. NICKEL UNDER PLATING. (BRIGHT TIN SOLDER TEMPERATURE 230°C MAX.).

OPTION3: 100µ" [2.54 µm] MIN. MATTE TIN PLATING OVER 50 µ" (1.27 µm) MIN. NICKEL UNDER PLATING.(MATTE TIN SOLDER TEMPRETURE 245°C MAX. IN 10 SECONDS OF PEAK TIME, )

DUST COVER  
THERMOPLASTIC, COLOR BLACK.

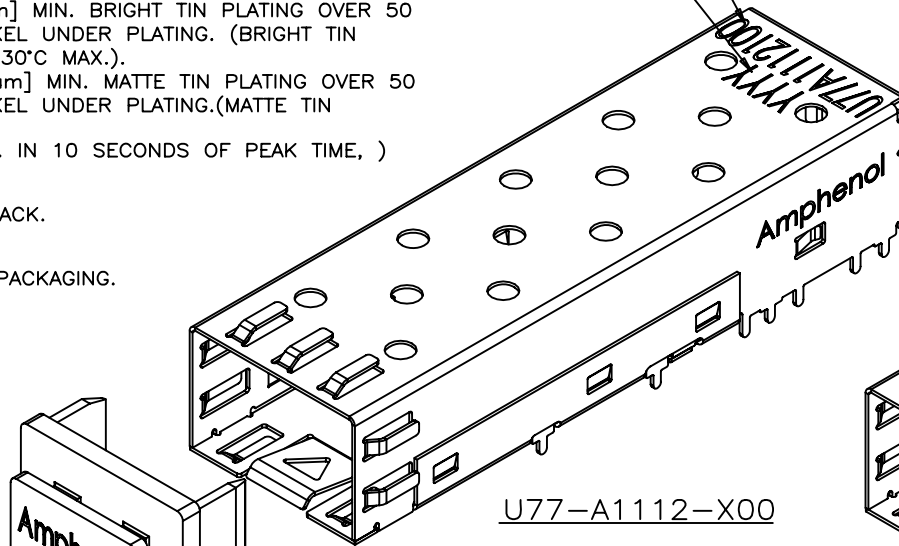
PACKAGING:  
TAPE AND REEL OR TRAY PACKAGING.

TEMPERATURE RANGE:  
-40°C TO +85°C

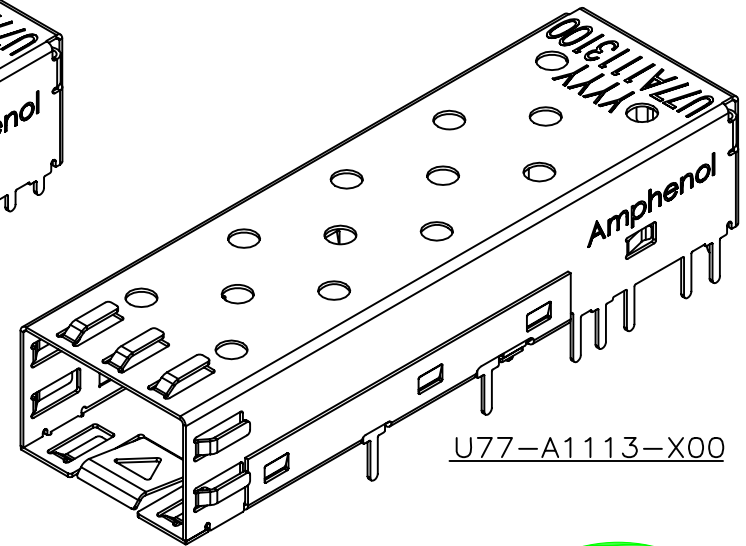
PART NUMBER  
(P/N DOES NOT INCLUDE PACKAGING TYPE AND DUST COVER OPTION)

DATE CODE

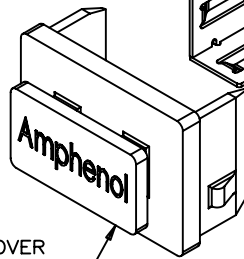
REVISIONS			
SYM	ZONE	ECN, ERN NO.	DATE APPRD.
D		UPDATED	2006/03/01
E		MATTE TIN PLATING OPTION ADDED	2007/07/29 J.SI
F		PACKAGING DETAILS ADDED	AUG14/07 A.G.



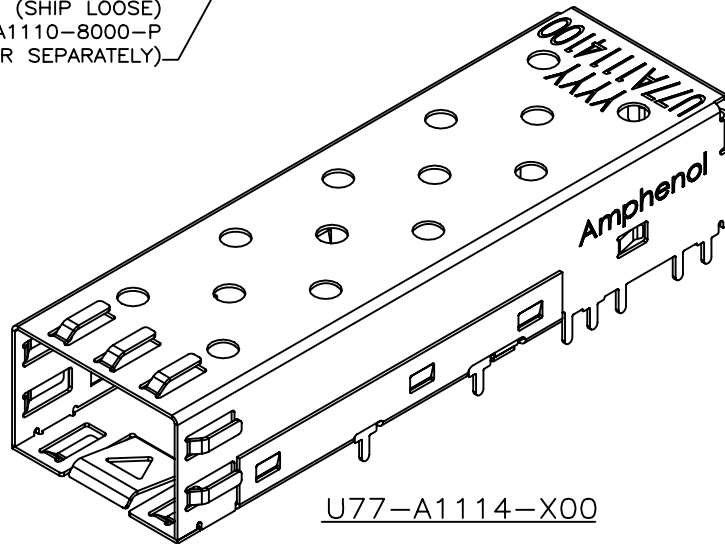
U77-A1112-X00



U77-A1113-X00



OPTIONAL DUST COVER  
(SHIP LOOSE)  
P/N U77-A1110-8000-P  
(IF ORDER SEPARATELY)



U77-A1114-X00



AMPHENOL PART NUMBER CONFIGURATION

U77 - A 1 1 1 X - X X 0 X

SOLDER TAIL HEIGHT

- 2 = 1.2 mm (20 SOLDER PINS)
- 3 = 3.2 mm (20 SOLDER PINS)
- 4 = 1.8 mm (20 SOLDER PINS)

PLATING

- 1 = BRIGHT TIN PLATING
- 3 = MATTE TIN PLATING

OPTIONAL DUST COVER

- 0 = NO DUST COVER
- D = WITH DUST COVER (SHIP LOOSE)

PACKAGING

- 1 = TRAY PACKAGING  
(SEE PAGE 5 FOR DETAILS)
- T = TAPE & REEL PACKAGING  
(STANDARD CAGE ORIENTATION)  
(SEE PAGE 6 FOR DETAILS)
- R = TAPE & REEL PACKAGING  
(REVERSED CAGE ORIENTATION)  
(SEE PAGE 7 FOR DETAILS)

DRAWN	J.SI	DATE	2006/02/23
DESIGNED	J.SI	DATE	2006/02/23
CHECKED	X		X
DWG. APPRD.			
ENG. REL. NO.			
REF.	X		
DIMENSIONS ARE IN	CODE ID. NO.		
INCHES (mm)	03554		

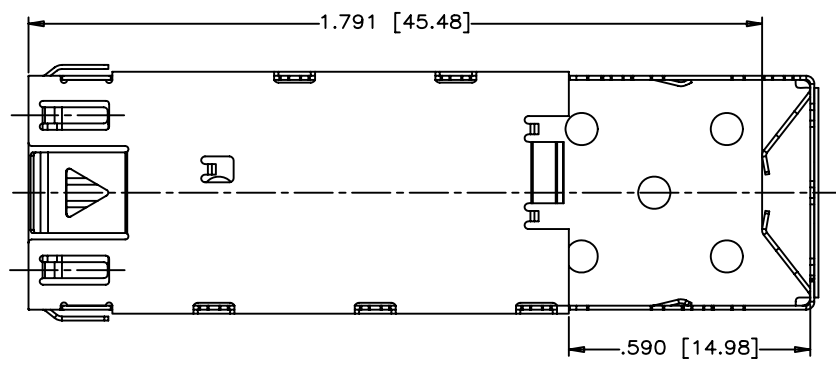
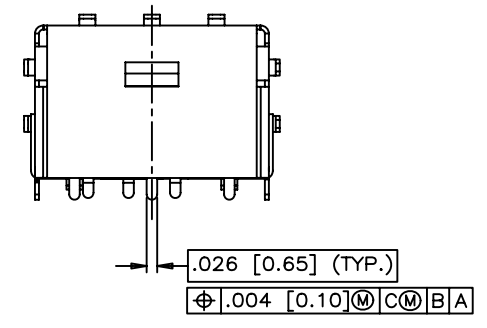
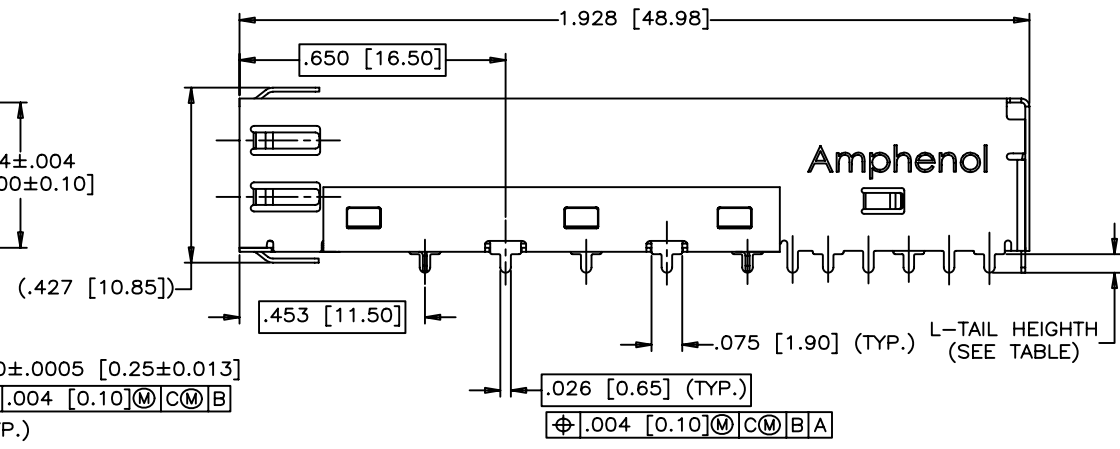
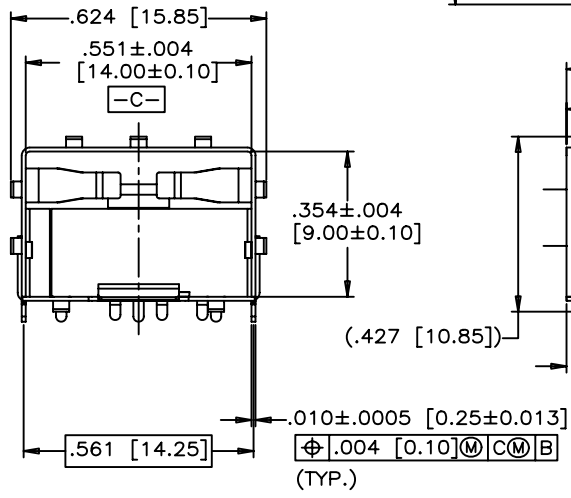
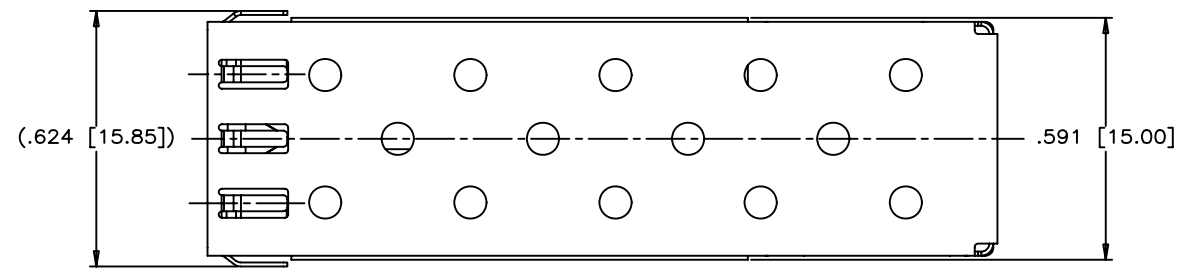
Amphenol Canada Corp.

TITLE  
SFP SINGLE CAGE  
WITH SOLDER PINS

DWG	DRAWING NO.	REV.
A	P-U77-A111X-XX0X	F
SCALE	2:1	WT. _____ SURF. _____ SHEET 1 OF 7

THIS DOCUMENT CONTAINS PROPRIETARY INFORMATION AND SUCH INFORMATION MAY NOT BE DISCLOSED TO OTHERS FOR ANY PURPOSE OR USED FOR MANUFACTURING PURPOSES WITHOUT WRITTEN PERMISSION FROM AMPHENOL CANADA CORP.

REVISIONS				
SYM	ZONE	ECN, ERN NO.	DATE	APPRD.
D		UPDATED	2006/03/01	
E		MATTE TIN PLATING OPTION ADDED	2007/07/29	J.SI
F		PACKAGING DETAILS ADDED	AUG14/07	A.G.



TABLE

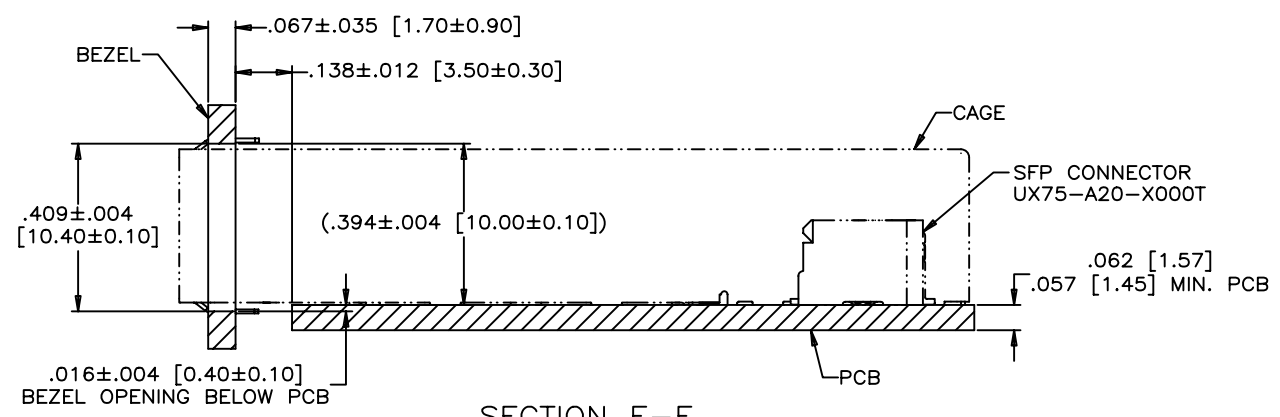
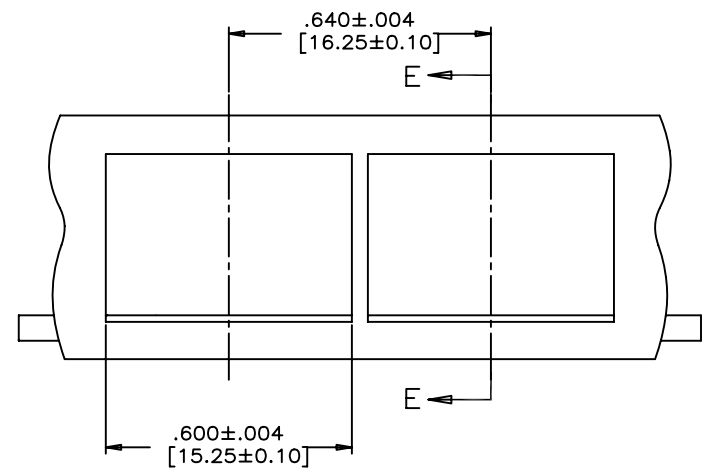
PART NUMBER	SOLDER TAIL HEIGHT (mm)
U77-A1112-XX0X	1.20
U77-A1113-XX0X	3.20
U77-A1114-XX0X	1.80

DRAWN	J.SI	DATE	2006/02/23
DESIGNED	J.SI	DATE	2006/02/23
CHECKED	X		
DWG. APPRD.			
ENG. REL. NO.			
REF.	X		
DIMENSIONS ARE IN	CODE ID. NO.		
INCHES (mm)	03554		

Amphenol Canada Corp.		
TITLE		
SFP SINGLE CAGE WITH SOLDER PINS		
DWG	DRAWING NO.	REV.
A	P-U77-A111X-XX0X	F
SCALE	WT.	SURF.
2:1		
SHEET 2 OF 7		

THIS DOCUMENT CONTAINS PROPRIETARY INFORMATION AND SUCH INFORMATION MAY NOT BE DISCLOSED TO OTHERS FOR ANY PURPOSE OR USED FOR MANUFACTURING PURPOSES WITHOUT WRITTEN PERMISSION FROM AMPHENOL CANADA CORP.

REVISIONS				
SYM	ZONE	ECN, ERN NO.	DATE	APPRD.
D		UPDATED	2006/03/01	
E		MATTE TIN PLATING OPTION ADDED	2007/07/29	J.SI
F		PACKAGING DETAILS ADDED	AUG14/07	A.G.



SECTION E-E

RECOMMENDED BEZEL DESIGN  
(ONE SIDE CAGE MOUNTING)

DRAWN	J.SI	DATE	2006/02/23
DESIGNED	J.SI	DATE	2006/02/23
CHECKED	X		
DWG. APPRD.			
ENG. REL. NO.			
REF.	X		
DIMENSIONS ARE IN	INCHES	CODE ID. NO.	03554

Amphenol Canada Corp.		
TITLE		
SFP SINGLE CAGE WITH SOLDER PINS		
DWG	DRAWING NO.	REV.
A	P-U77-A111X-XX0X	F
SCALE	2:1	WT. _____ SURF. _____ SHEET 3 OF 7

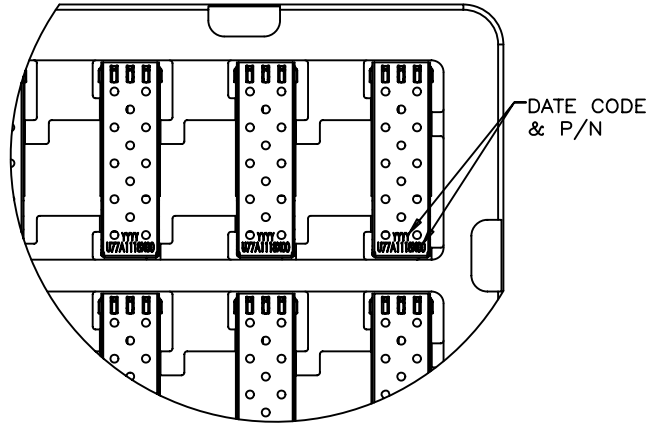
THIS DOCUMENT CONTAINS PROPRIETARY INFORMATION AND SUCH INFORMATION MAY NOT BE DISCLOSED TO OTHERS FOR ANY PURPOSE OR USED FOR MANUFACTURING PURPOSES WITHOUT WRITTEN PERMISSION FROM AMPHENOL CANADA CORP.



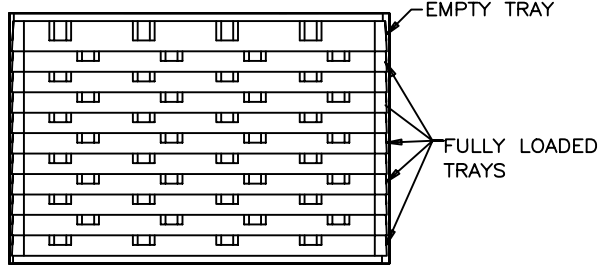
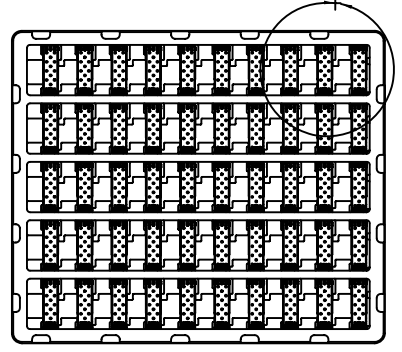
NOTES:

1. A FULLY LOADED TRAY TO CONTAIN 50 CAGES.
2. PLACE TRAYS INTO THE CARTON AS SHOWN. FULLY LOADED CARTON SHALL CONTAIN 10 TRAYS (500 SFP CAGES) PLUS ONE EMPTY TRAY ON THE TOP AS A COVER. FILL EMPTY SPACE IN THE CARTON WITH PAPER FOR ANY PARTIAL SHIPMENT.

REVISIONS				
SYM	ZONE	ECN, ERN NO.	DATE	APPRD.
F		PACKAGING DETAILS ADDED	AUG14/07	A.G.

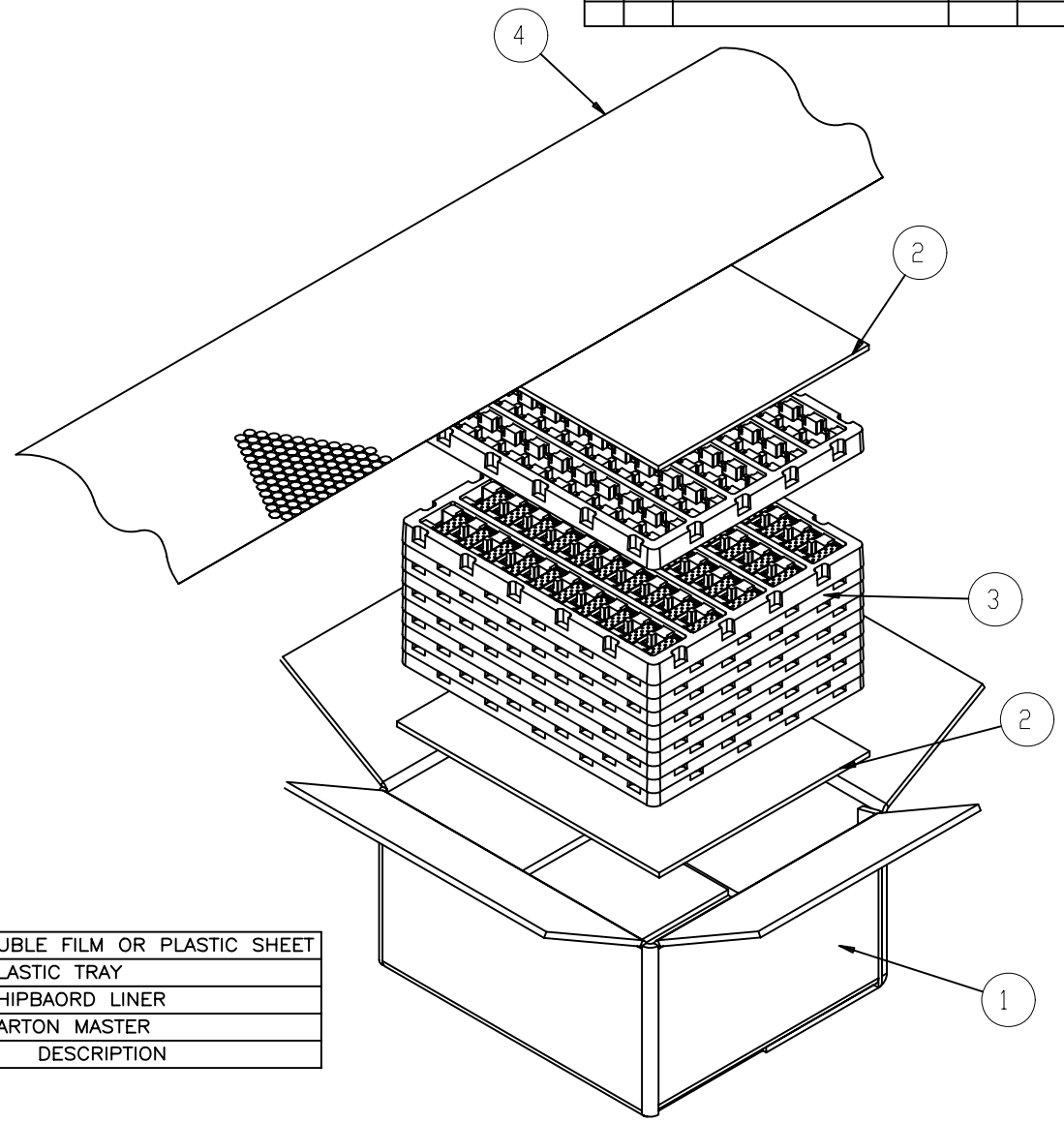


DETAIL F  
SCALE 1:2



4	BUBLE FILM OR PLASTIC SHEET
3	PLASTIC TRAY
2	CHIPBOARD LINER
1	CARTON MASTER
ITEM No.	DESCRIPTION

U77-A111X-XX01 SHOWN



DRAWN	J.SI	DATE	AUG12/07
DESIGNED	J.SI	DATE	AUG12/07
CHECKED	X		
DWG. APPRD.			
ENG. REL. NO.			
REF.	X		
DIMENSIONS ARE IN	INCHES (mm)	CODE ID. NO.	03554

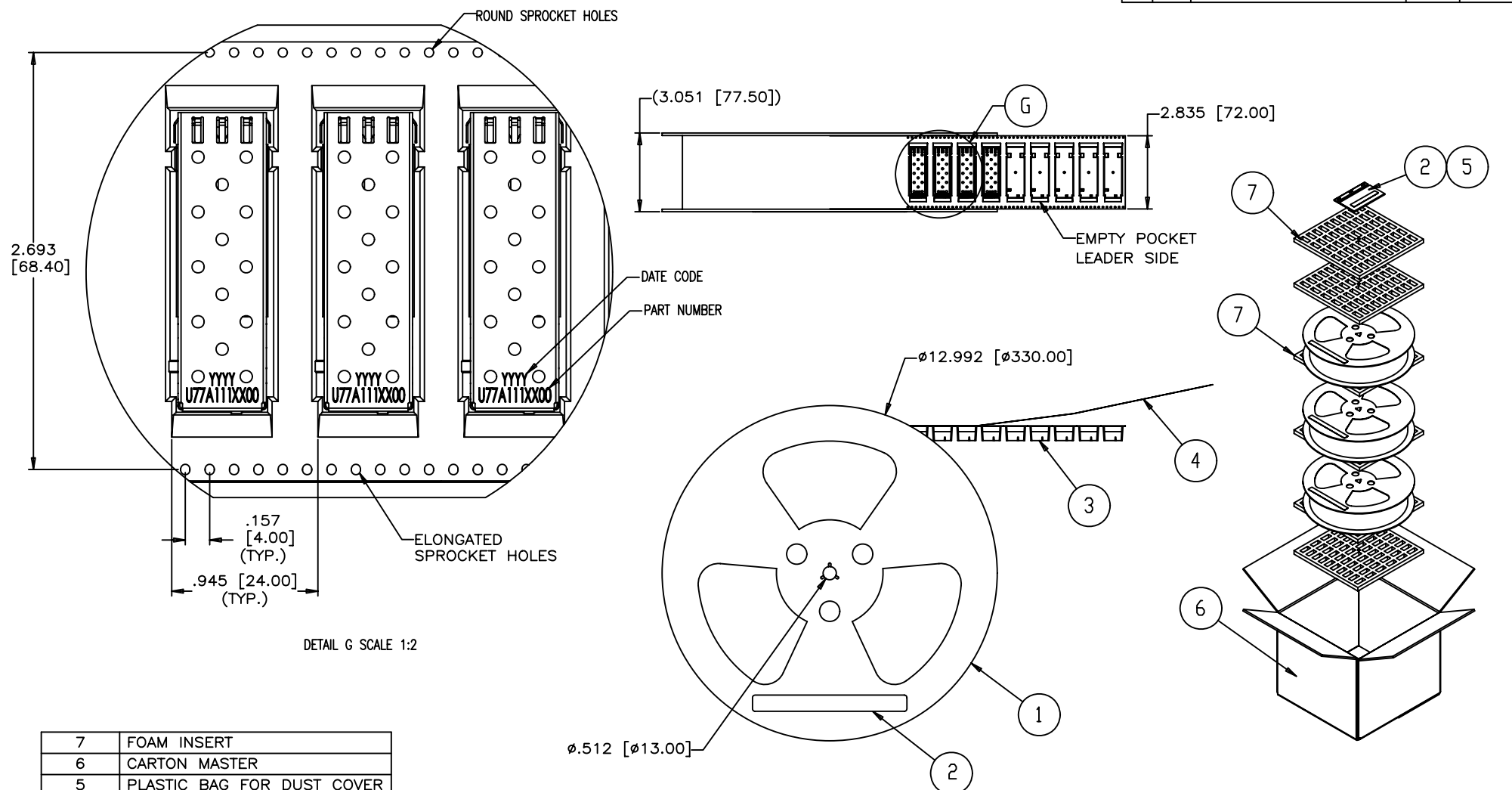
Amphenol Canada Corp.		
TITLE SFP SINGLE CAGE WITH SOLDER PINS (TRAY PACKAGING REFERENCE)		
DWG	DRAWING NO.	REV.
A	P-U77-A111X-XX0X	F
SCALE	1:8	WT. _____ SURF. _____ SHEET 5 OF 7

THIS DOCUMENT CONTAINS PROPRIETARY INFORMATION AND SUCH INFORMATION MAY NOT BE DISCLOSED TO OTHERS FOR ANY PURPOSE OR USED FOR MANUFACTURING PURPOSES WITHOUT WRITTEN PERMISSION FROM AMPHENOL CANADA CORP.

NOTES:

1. A FULLY LOADED REEL TO CONTAIN 150 CAGES.
2. A FULLY LOADED CARTON SHALL CONTAIN 3 REELS.

REVISIONS				
SYM	ZONE	ECN, ERN NO.	DATE	APPRD.
F		PACKAGING DETAILS ADDED	AUG14/07	A.G.



DETAIL G SCALE 1:2

U77-A111X-XX0T SHOWN

7	FOAM INSERT
6	CARTON MASTER
5	PLASTIC BAG FOR DUST COVER
4	COVER TAPE
3	CARRIER TAPE
2	LABEL
1	PLASTIC REEL (SET)
ITEM No.	DESCRIPTION

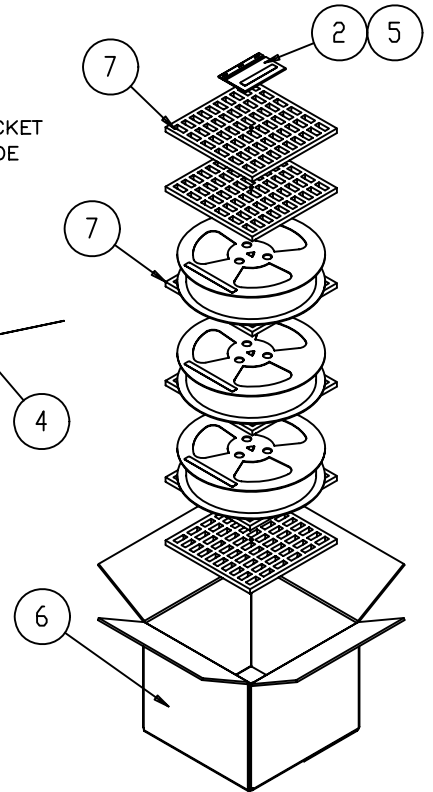
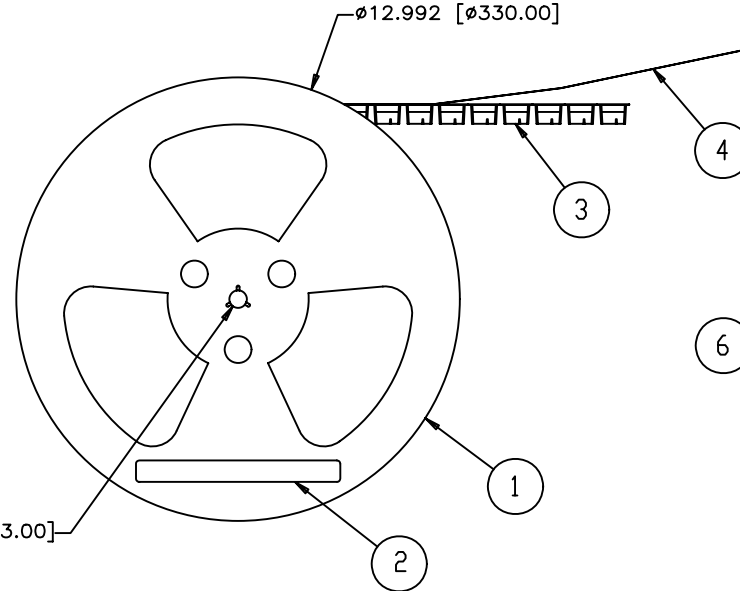
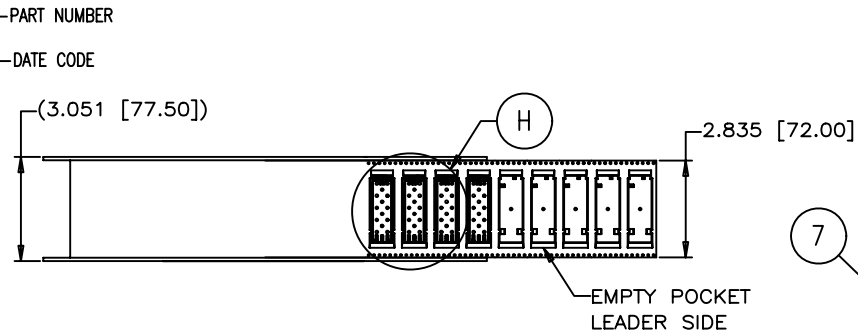
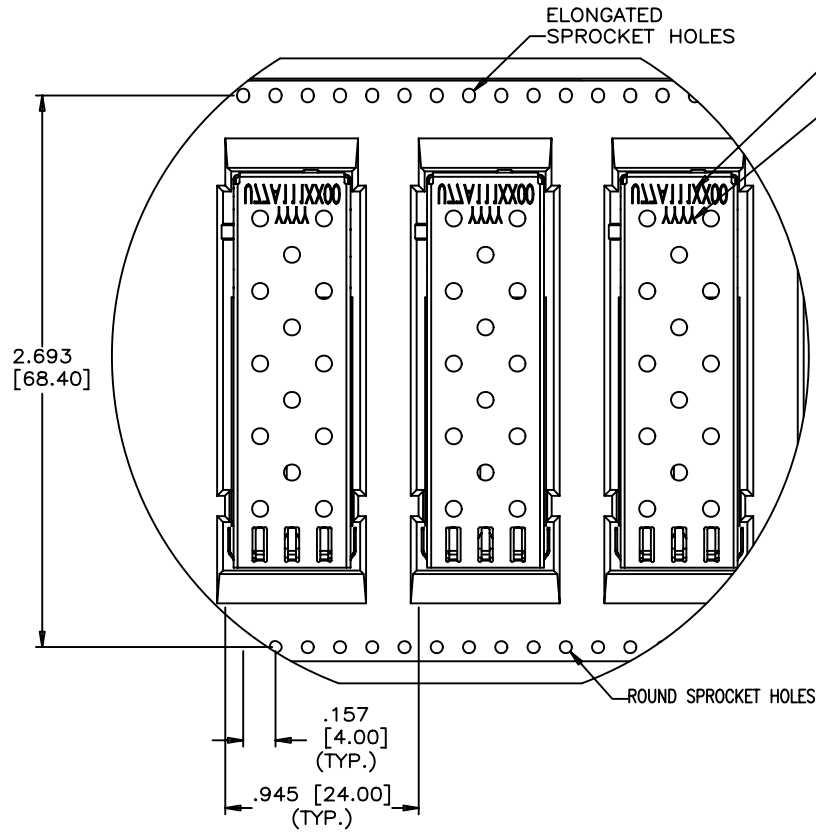
DRAWN	J.SI	DATE	AUG12/07	<b>Amphenol Canada Corp.</b> TITLE SFP SINGLE CAGE WITH SOLDER PINS (T&R PACKAGING STD CAGE ORIENTATION)
DESIGNED	J.SI	DATE	AUG12/07	
CHECKED	X		X	
DWG. APPRD.				DWG. A DRAWING NO. P-U77-A111X-XX0X REV. F
ENG. REL. NO.				
REF.	X			SCALE 1:8
DIMENSIONS ARE IN INCHES (mm)		CODE ID. NO.	03554	WT. _____
				SURF. _____
				SHEET 6 OF 7

THIS DOCUMENT CONTAINS PROPRIETARY INFORMATION AND SUCH INFORMATION MAY NOT BE DISCLOSED TO OTHERS FOR ANY PURPOSE OR USED FOR MANUFACTURING PURPOSES WITHOUT WRITTEN PERMISSION FROM AMPHENOL CANADA CORP.

NOTES:

1. A FULLY LOADED REEL TO CONTAIN 150 CAGES.
2. A FULLY LOADED CARTON SHALL CONTAIN 3 REELS.

REVISIONS				
SYM	ZONE	ECN, ERN NO.	DATE	APPRD.
F		PACKAGING DETAILS ADDED	AUG14/07	A.G.



DETAIL H SCALE 1:2

U77-A111X-XX0R SHOWN

ITEM No.	DESCRIPTION
7	FOAM INSERT
6	CARTON MASTER
5	PLASTIC BAG FOR DUST COVER
4	COVER TAPE
3	CARRIER TAPE
2	LABEL
1	PLASTIC REEL (SET)

DRAWN	J.SI	DATE	AUG12/07
DESIGNED	J.SI	DATE	AUG12/07
CHECKED	X		X
DWG. APPRD.			
ENG. REL. NO.			
REF.	X		
DIMENSIONS ARE IN	INCHES (mm)	CODE ID. NO.	03554

Amphenol Canada Corp.			
TITLE SFP SINGLE CAGE WITH SOLDER PINS (T&R PACKAGING STD CAGE ORIENTATION)			
DWG	A	DRAWING NO.	P-U77-A111X-XX0X
REV.	F	SCALE	1:8
WT.		SURF.	
SHEET 6		OF 7	

THIS DOCUMENT CONTAINS PROPRIETARY INFORMATION AND SUCH INFORMATION MAY NOT BE DISCLOSED TO OTHERS FOR ANY PURPOSE OR USED FOR MANUFACTURING PURPOSES WITHOUT WRITTEN PERMISSION FROM AMPHENOL CANADA CORP.



Компания «ЭлектроПласт» предлагает заключение долгосрочных отношений при поставках импортных электронных компонентов на взаимовыгодных условиях!

Наши преимущества:

- Оперативные поставки широкого спектра электронных компонентов отечественного и импортного производства напрямую от производителей и с крупнейших мировых складов;
- Поставка более 17-ти миллионов наименований электронных компонентов;
- Поставка сложных, дефицитных, либо снятых с производства позиций;
- Оперативные сроки поставки под заказ (от 5 рабочих дней);
- Экспресс доставка в любую точку России;
- Техническая поддержка проекта, помощь в подборе аналогов, поставка прототипов;
- Система менеджмента качества сертифицирована по Международному стандарту ISO 9001;
- Лицензия ФСБ на осуществление работ с использованием сведений, составляющих государственную тайну;
- Поставка специализированных компонентов (Xilinx, Altera, Analog Devices, Intersil, Interpoint, Microsemi, Aeroflex, Peregrine, Syfer, Eurofarad, Texas Instrument, Miteq, Cobham, E2V, MA-COM, Hittite, Mini-Circuits, General Dynamics и др.);

Помимо этого, одним из направлений компании «ЭлектроПласт» является направление «Источники питания». Мы предлагаем Вам помощь Конструкторского отдела:

- Подбор оптимального решения, техническое обоснование при выборе компонента;
- Подбор аналогов;
- Консультации по применению компонента;
- Поставка образцов и прототипов;
- Техническая поддержка проекта;
- Защита от снятия компонента с производства.



#### Как с нами связаться

**Телефон:** 8 (812) 309 58 32 (многоканальный)

**Факс:** 8 (812) 320-02-42

**Электронная почта:** [org@eplast1.ru](mailto:org@eplast1.ru)

**Адрес:** 198099, г. Санкт-Петербург, ул. Калинина, дом 2, корпус 4, литера А.