


**CFTVS5V0BULC** 

**SURFACE MOUNT SILICON  
BI-DIRECTIONAL  
ULTRA LOW CAPACITANCE  
TRANSIENT VOLTAGE SUPPRESSOR**



[www.centrasemi.com](http://www.centrasemi.com)

**DESCRIPTION:**

The CENTRAL SEMICONDUCTOR CFTVS5V0BULC is an ultra low capacitance, low leakage, fast response, bi-directional TVS in the space saving SOD-882L surface mount package. This device is designed to protect sensitive equipment connected to high speed data lines against ESD damage.

**MARKING CODE: U**



**FEATURES:**

- Space saving SOD-882L package
- Ultra low capacitance
- Low leakage current

**APPLICATIONS:**

- High speed data line protection ideal for USB 3.1, Thunderbolt and HDMI 2.0 standards
- User interface protection
- Charging/power port protection

**MAXIMUM RATINGS:** ( $T_A=25^\circ\text{C}$ )

Peak Power Dissipation (8x20 $\mu\text{s}$ )  
 Electrical Fast Transient (IEC 61000-4-4) (5x50ns)  
 ESD Voltage (IEC 61000-4-2, Air)  
 ESD Voltage (IEC 61000-4-2, Contact)  
 Operating Junction Temperature  
 Storage Temperature


**SYMBOL**

SYMBOL		UNITS
P <sub>PK</sub>	14	W
EFT	40	A
V <sub>ESD</sub>	20	kV
V <sub>ESD</sub>	20	kV
T <sub>J</sub>	-55 to +125	°C
T <sub>stg</sub>	-55 to +150	°C

**ELECTRICAL CHARACTERISTICS:** ( $T_A=25^\circ\text{C}$ )

Maximum Reverse Stand-off Voltage V <sub>RWM</sub>	Breakdown Voltage		Test Current I <sub>T</sub>	Maximum Reverse Leakage Current I <sub>R</sub> @ V <sub>RWM</sub>	Maximum Clamping Voltage (8x20 $\mu\text{s}$ )		Typical TLP Clamping Voltage (Note 1)		Typical Dynamic Resistance (Note 1) R <sub>DYN</sub>	Typical Junction Capacitance @ 0V Bias C <sub>J</sub>	Maximum Junction Capacitance @ 0V Bias C <sub>J</sub>
	V <sub>BR</sub> @ I <sub>T</sub>	MIN V			MAX V	V <sub>C</sub> @ I <sub>PP</sub>	A	V <sub>CL</sub> @ I <sub>PP</sub>			
V	MIN V	MAX V	mA	nA	V	A	V	A	$\Omega$	pF	pF
5.0	6.0	10	1.0	100	14	1.0	15	1.6	2.94	0.2	0.35
							20	3.3			

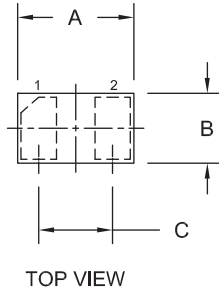
Note 1: Transmission Line Pulse (TLP) conditions: Z<sub>0</sub>=50 $\Omega$ , t<sub>p</sub>=100ns

**CFTVS5V0BULC** 

**SURFACE MOUNT SILICON  
BI-DIRECTIONAL  
ULTRA LOW CAPACITANCE  
TRANSIENT VOLTAGE SUPPRESSOR**

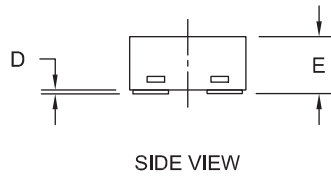


**SOD-882L CASE - MECHANICAL OUTLINE**

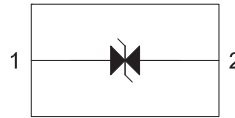


SYMBOL	DIMENSIONS			
	INCHES		MILLIMETERS	
	MIN	MAX	MIN	MAX
A	0.037	0.041	0.95	1.05
B	0.022	0.026	0.55	0.65
C	0.026		0.65	
D	0.000	0.002	0.00	0.05
E	0.012	0.016	0.30	0.40
F	0.018	0.022	0.45	0.55
G	0.008	0.012	0.20	0.30

SOD-882L (REV:R2)



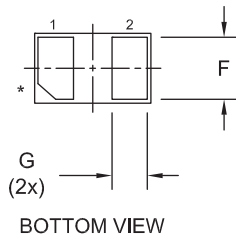
**PIN CONFIGURATION**



**LEAD CODE:**

- 1) Anode 1
- 2) Anode 2

**MARKING CODE: U**



\* Pin 1 chamfer may appear on any corner.

R2

R5 (23-July 2015)

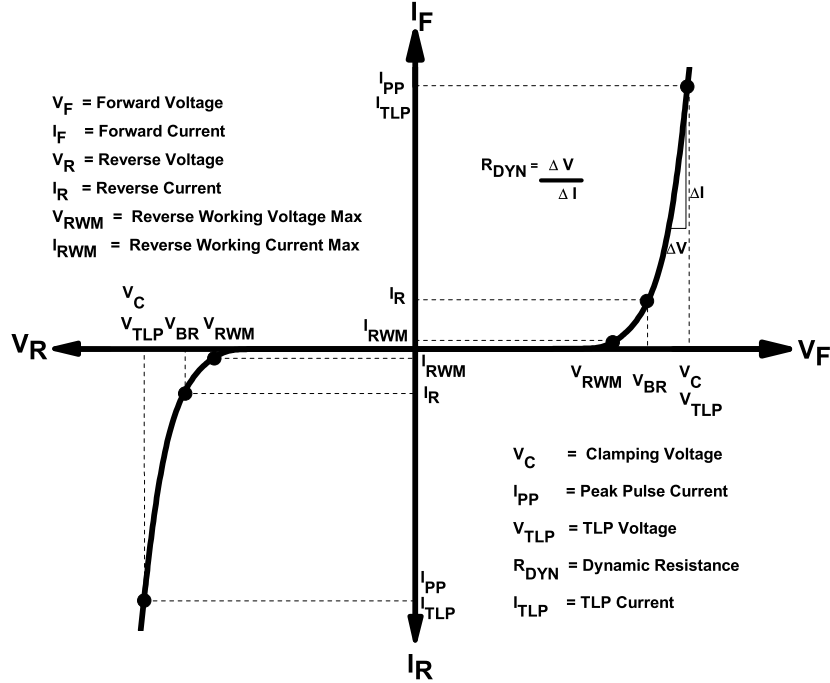
CFTVS5V0BULC




SURFACE MOUNT SILICON  
BI-DIRECTIONAL  
ULTRA LOW CAPACITANCE  
TRANSIENT VOLTAGE SUPPRESSOR



### Definition of Electrical Characteristics

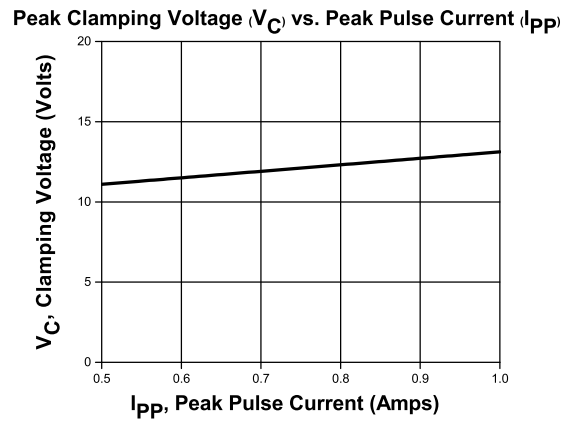
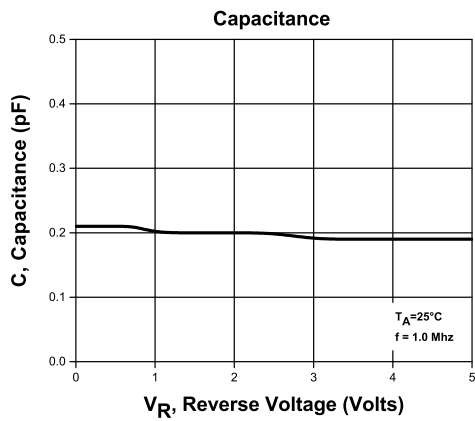
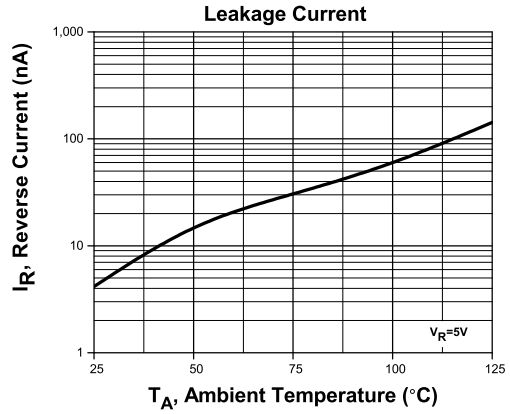
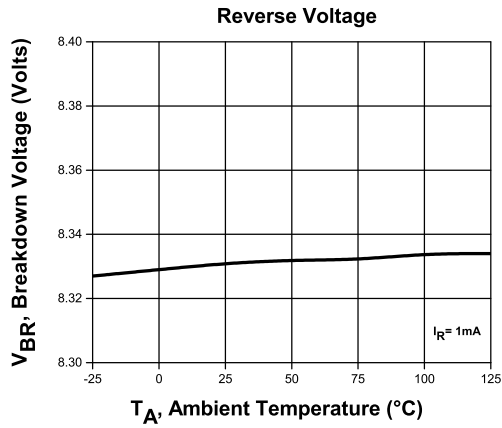


R5 (23-July 2015)

**CFTVS5V0BULC**   
**SURFACE MOUNT SILICON  
 BI-DIRECTIONAL  
 ULTRA LOW CAPACITANCE  
 TRANSIENT VOLTAGE SUPPRESSOR**



**TYPICAL ELECTRICAL CHARACTERISTICS**



R5 (23-July 2015)

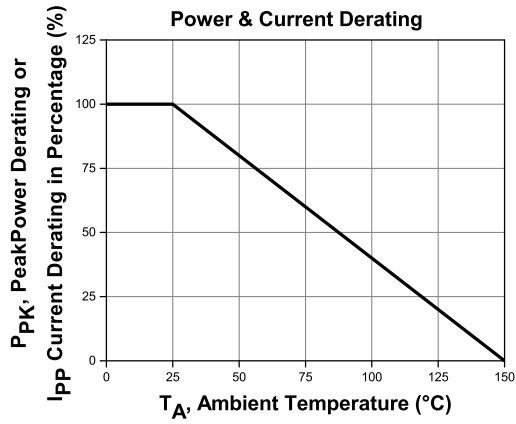
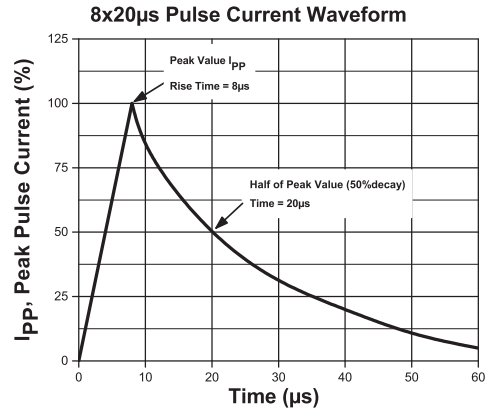
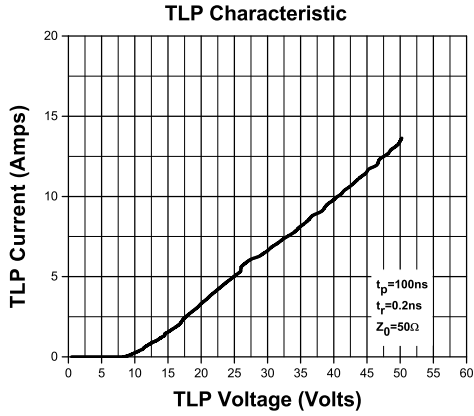
CFTVS5V0BULC



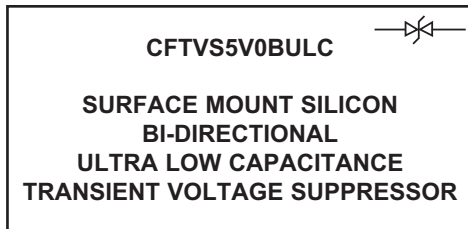
**SURFACE MOUNT SILICON  
BI-DIRECTIONAL  
ULTRA LOW CAPACITANCE  
TRANSIENT VOLTAGE SUPPRESSOR**



### TYPICAL ELECTRICAL CHARACTERISTICS



R5 (23-July 2015)



#### **SERVICES**

- Bonded Inventory
- Custom Electrical Screening
- Custom Electrical Characteristic Curves
- SPICE Models
- Custom Packaging
- Package Base Options
- Custom Device Development/ Multi Discrete Modules (MDM™)
- Bare Die Available for Hybrid Applications

---

**LIMITATIONS AND DAMAGES DISCLAIMER:** In no event shall Central be liable for any collateral, indirect, punitive, incidental, consequential, or exemplary damages in connection with or arising out of a purchase order or contract or the use of products provided hereunder, regardless of whether Central has been advised of the possibility of such damages. Excluded damages shall include, but not be restricted to: cost of removal or reinstallation, rework, ancillary costs to the procurement of substitute products, loss of profits, loss of savings, loss of use, loss of data, or business interruption. No claim, suit, or action shall be brought against Central more than two (2) years after the related cause of action has occurred.

In no event shall Central's aggregate liability from any warranty, indemnity, or other obligation arising out of or in connection with a purchase order or contract, or any use of any Central product provided hereunder, exceed the total amount paid to Central for the specific products sold under a purchase order or contract with respect to which losses or damages are claimed. The existence of more than one (1) claim against the specific products sold to Buyer under a purchase order or contract shall not enlarge or extend this limit.

Buyer understands and agrees that the foregoing liability limitations are essential elements of a purchase order or contract and that in the absence of such limitations, the material and economic terms of the purchase order or contract would be substantially different.

R5 (23-July 2015)



Компания «ЭлектроПласт» предлагает заключение долгосрочных отношений при поставках импортных электронных компонентов на взаимовыгодных условиях!

Наши преимущества:

- Оперативные поставки широкого спектра электронных компонентов отечественного и импортного производства напрямую от производителей и с крупнейших мировых складов;
- Поставка более 17-ти миллионов наименований электронных компонентов;
- Поставка сложных, дефицитных, либо снятых с производства позиций;
- Оперативные сроки поставки под заказ (от 5 рабочих дней);
- Экспресс доставка в любую точку России;
- Техническая поддержка проекта, помощь в подборе аналогов, поставка прототипов;
- Система менеджмента качества сертифицирована по Международному стандарту ISO 9001;
- Лицензия ФСБ на осуществление работ с использованием сведений, составляющих государственную тайну;
- Поставка специализированных компонентов (Xilinx, Altera, Analog Devices, Intersil, Interpoint, Microsemi, Aeroflex, Peregrine, Syfer, Eurofarad, Texas Instrument, Miteq, Cobham, E2V, MA-COM, Hittite, Mini-Circuits, General Dynamics и др.);

Помимо этого, одним из направлений компании «ЭлектроПласт» является направление «Источники питания». Мы предлагаем Вам помощь Конструкторского отдела:

- Подбор оптимального решения, техническое обоснование при выборе компонента;
- Подбор аналогов;
- Консультации по применению компонента;
- Поставка образцов и прототипов;
- Техническая поддержка проекта;
- Защита от снятия компонента с производства.



#### Как с нами связаться

**Телефон:** 8 (812) 309 58 32 (многоканальный)

**Факс:** 8 (812) 320-02-42

**Электронная почта:** [org@eplast1.ru](mailto:org@eplast1.ru)

**Адрес:** 198099, г. Санкт-Петербург, ул. Калинина, дом 2, корпус 4, литера А.