

ATM Series™ Connectors



ATM Series™ connectors are a high-performance, cost-effective solution specifically designed for smaller AWG applications, while still maintaining the strengths of the [AT Series™ product line](#).

The connector design incorporates an integral latching system that ensures a definitive electrical and mechanical connection. Connector housings are manufactured with a thermoplastic material that is not only durable, but has excellent UV resistance, dielectric/mechanical properties and environmentally RoHS compliant. The sealing system is comprised of an internal and rear silicone, multi-sealing perimeter against environmental ingress. Contacts are derived from quality copper alloy to ensure an electrically-reliable connection.

ATM Series™ connectors are compatible with other existing standard products industry-wide.

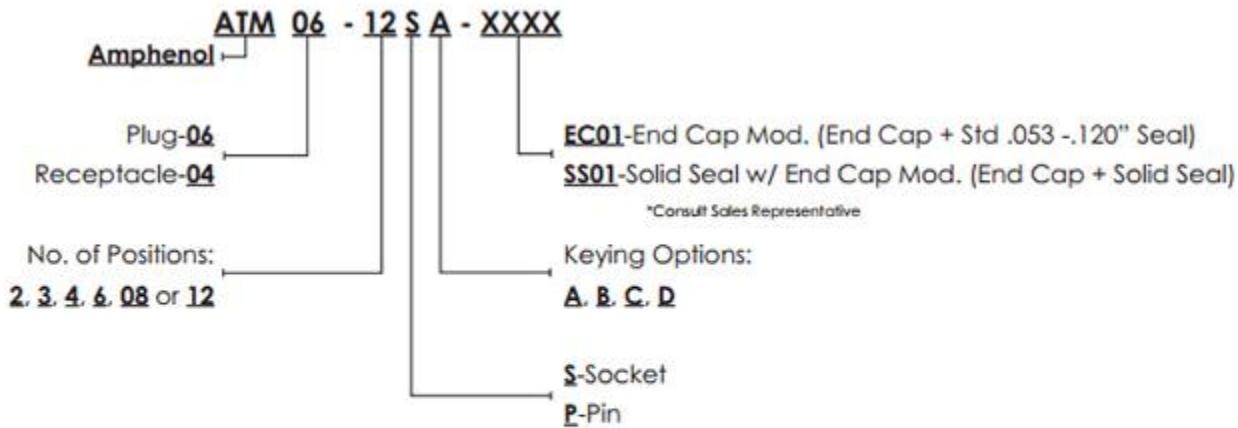
FEATURES & BENEFITS:

- **Current Capacity:** Size 20, 7.5A (max)
- **Wire Range:** Size 20 contacts will accept wire ranges of 16 thru 22AWG
- **Temperature:** Operating temperature range: -55°C to +125°C at rated current
- **Dielectric Value:** Meets or exceeds 1500 volts minimum
- **Drop Test:** Shall not become detached or loosened when placed at 750mm and dropped to concrete eight times
- **Shock:** No latch disengagement or discontinuity shall be the result when subjected to 50 g's in each of three axis (X, Y & Z)
- **Vibration:** Continued continuity without degradation to mechanical or physical attributes following vibration. (max acceleration 20 g's at Sine sweep of 10-2000Hz)
- **Connector Terminal Retention:** When subjected to a direct pull, contacts achieve a minimum pull-out force of 89 lbs

- **Connector Retention:** A mated connector subjected to a pulling force by the exiting wire bundle at 89 lbs. times the number of contacts to a maximum of 356 lbs. applying load for 30 seconds
- **Thermal Shock:** Subjected to 10 cycles at -55°C to +125°C with no cracking, chipping or other damage detrimental to the normal operation of the connector
- **Insulation Resistance:** Insulation resistance at 25°C shall be greater than 20 megohms when 1000 VDC are applied
- **Mating Cycle Durability:** Following 100 cycles of connection engagement and disengagement, degradation either mechanical or electrical is not evident
- **Contact Millivolt Drop:** Size 20 (stamped & formed) contacts with 20AWG conductor - 60 (solid contact) millivolt drop max; 100 (stamped & formed contact) millivolt drop max at 7.5A test current
- **Water Immersion:** A mated connection, properly wired, placed in an oven at +125°C for 1 hour, then placed immediately in a depth of water of 1 meter for 4 hours without loss of electronic performance


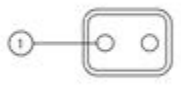

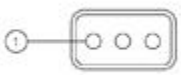

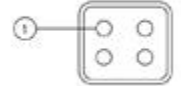

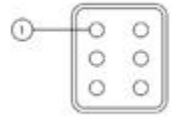

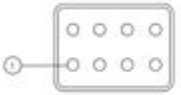


PRODUCT MATERIAL:

- **Housings:** Thermoplastic
- **Seals:** Silicone Elastomer
- **Secondary Locks:** Thermoplastic
- **Contacts:** Copper Alloy, Nickel Plated, Gold optional
- **ATM SERIES™ PART NUMBERING SEQUENCE:**




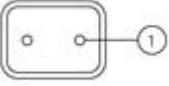


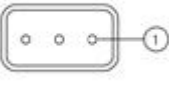


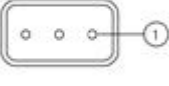


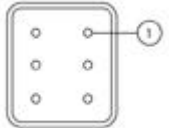


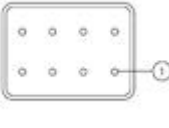




NOTE: The above modifications (-XXXX) are only a sampling of the options available to our customers. For more information, please contact your Sales Representative.

Plugs & Wedgelocks - 2, 3, 4, 6, 8 and 12 positions

| Plug | Face View | Part Number |
|---|---|-------------|
|  |  | ATM06-2S |
|  |  | ATM06-3S |
|  |  | ATM06-4S |
|  |  | ATM06-6S |
|  |  | ATM06-08SA |
|  |  | ATM06-12SA |

| Wedgelock | Part Number |
|---|-------------|
|  | AWM-2S |
|  | AWM-3S |
|  | AWM-4S |
|  | AWM-6S |
|  | AWM-8S |
|  | AWM-12S |

Receptacles & Wedgelocks - 2, 3, 4, 6, 8 and 12 positions

| Plug | Face View | Part Number | Wedgelock | Part Number |
|--|---|-------------|--|-------------|
|  |  | ATM04-2P |  | AWM-2P |
|  |  | ATM04-3P |  | AWM-3P |
|  |  | ATM04-4P |  | AWM-4P |
|  |  | ATM04-6P |  | AWM-6P |
|  |  | ATM04-08PA |  | AWM-8P |
|  |  | ATM04-12PA |  | AWM-12P |
| <p>NOTE: B, C, and D keying positions are available for all 8 and 12 positions receptacles. For more information, please contact your Sales Representative.</p> | | | <p>NOTE: Wedgelocks are required for all receptacles.</p> | |



Компания «ЭлектроПласт» предлагает заключение долгосрочных отношений при поставках импортных электронных компонентов на взаимовыгодных условиях!

Наши преимущества:

- Оперативные поставки широкого спектра электронных компонентов отечественного и импортного производства напрямую от производителей и с крупнейших мировых складов;
- Поставка более 17-ти миллионов наименований электронных компонентов;
- Поставка сложных, дефицитных, либо снятых с производства позиций;
- Оперативные сроки поставки под заказ (от 5 рабочих дней);
- Экспресс доставка в любую точку России;
- Техническая поддержка проекта, помощь в подборе аналогов, поставка прототипов;
- Система менеджмента качества сертифицирована по Международному стандарту ISO 9001;
- Лицензия ФСБ на осуществление работ с использованием сведений, составляющих государственную тайну;
- Поставка специализированных компонентов (Xilinx, Altera, Analog Devices, Intersil, Interpoint, Microsemi, Aeroflex, Peregrine, Syfer, Eurofarad, Texas Instrument, Miteq, Cobham, E2V, MA-COM, Hittite, Mini-Circuits, General Dynamics и др.);

Помимо этого, одним из направлений компании «ЭлектроПласт» является направление «Источники питания». Мы предлагаем Вам помощь Конструкторского отдела:

- Подбор оптимального решения, техническое обоснование при выборе компонента;
- Подбор аналогов;
- Консультации по применению компонента;
- Поставка образцов и прототипов;
- Техническая поддержка проекта;
- Защита от снятия компонента с производства.



Как с нами связаться

Телефон: 8 (812) 309 58 32 (многоканальный)

Факс: 8 (812) 320-02-42

Электронная почта: org@eplast1.ru

Адрес: 198099, г. Санкт-Петербург, ул. Калинина, дом 2, корпус 4, литера А.