

Power PCB Relay RZF

- 1 pole, 16A, 1 form A (NO)
- Coil power 530mW
- Reinforced insulation (EN 61810, 60335, 60730)
- Ambient temperature up to 85°C
- Quick connect terminals for load
- Low mounted height of 17.9mm (27.6mm with quick connects)
- WG version with material in accordance with IEC 60335-1

Typical applications

Microwave ovens, water heaters, ovens, industrial equipment.



Approvals

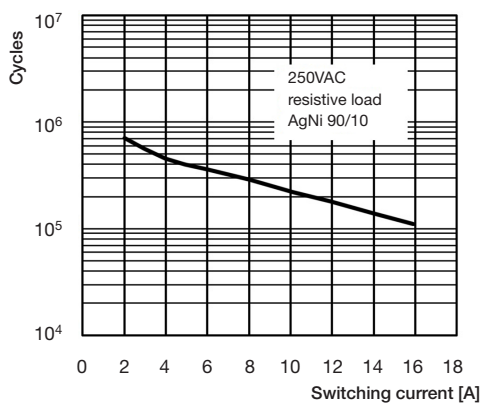
VDE 40046175, UL E214025, CQC 17002175064

Technical data of approved types on request.

Contact Data

Contact arrangement	1 form A (NO)	
Rated voltage	250VAC	
Max. switching voltage	400VAC	
Rated current	16A	
Limited making current, form A contact, max. 4 s, duty factor 10%	16A	
Switching power	4000VA	
Contact material	AgNi	
Min. recommended contact load	100mA, 5VDC	
Frequency of operation, with/without load	360/18000h ⁻¹	
Operate/release time max.	8ms/6ms	
Bounce time max.	4ms	
Electrical endurance		
16A, 250VAC, resistive, 23°C	100x10 ³ ops.	
16A, 250VAC, resistive, 85°C	50x10 ³ ops.	
Contact ratings	16A, 250VAC, resistive, 23°C, 100x10 ³ ops.	
	16A, 250VAC, resistive, 85°C, 100x10 ³ ops.	
Mechanical endurance	10x10 ⁶ operations	

Electrical endurance



Coil Data

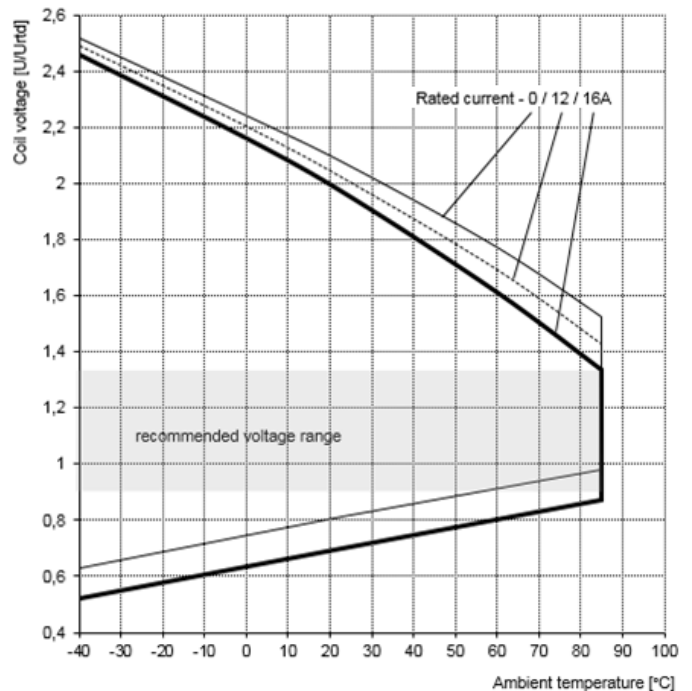
Coil voltage range	5 to 48VDC
Coil operative range, IEC 61810	2
Coil insulation system according UL	class F

Coil versions, DC coil

Coil code	Rated voltage VDC	Operate voltage VDC	Release voltage VDC	Coil resistance Ω±10%	Rated coil power mW
005	5	3.5	0.5	47.2	530
006	6	4.2	0.6	66.6	530
009	9	6.3	0.9	152.8	530
012	12	8.4	1.2	271.7	530
018	18	12.6	1.8	611	530
024	24	16.8	2.4	1086	530
048	48	33.6	4.8	4347	530

All figures are given for coil without pre-energization, at ambient temperature +23°C.

Coil Operating Range



Power PCB Relay RZF (Continued)

Insulation Data

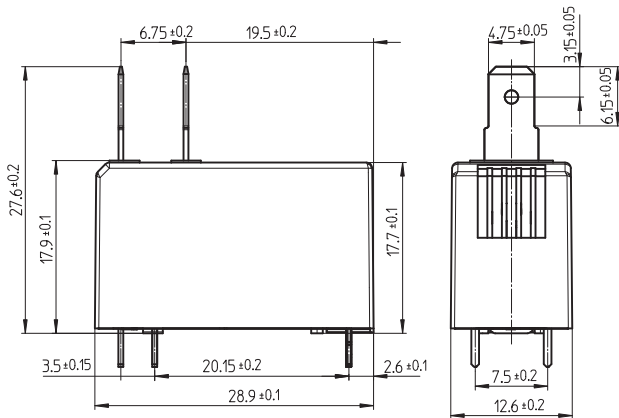
Initial dielectric strength	
between open contacts	1000V _{rms}
between contact and coil	5000V _{rms}
Initial surge withstand voltage	
between contact and coil	10000V
Clearance/creepage	
between contact and coil	≥ 5.5/8mm
Material group of insulation parts	
	III
Tracking index of relay base	
	PTI 300

Other Data

Material compliance: EU RoHS/ELV, China RoHS, REACH, Halogen content refer to the Product Compliance Support Center at www.te.com/customer-support/rohssupportcenter	
Resistance to heat and fire	According EN 60335-1, par. 30
Ambient temperature	-40 to 85°C
Category of environmental protection	
IEC 61810	RTII - flux proof
Vibration resistance (functional), 3 to 100Hz	>20g
Shock resistance (functional)	>10g
Shock resistance (destructive)	>100g
Terminal type	PCB-THT, quick connect for load side
Weight	11g
Resistance to soldering heat THT	
IEC 60068-2-20	270°C/10s
Packaging/unit	tube/20 pcs. box/500 pcs.

Dimensions

RZF1-...-....

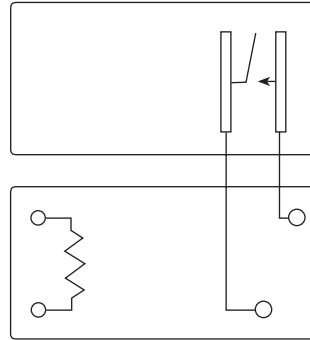


Terminal dimensions: Coil-Terminal: 0.5±0.025
Contact-Terminal: 0.5±0.01 x 0.8±0.05

- All terminal dimensions valid for the unfinned terminal
- For the tin-plating of the pins add +0,1mm for the width, thickness or diameter.

Terminal assignment

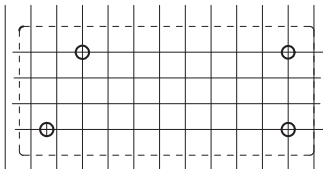
Bottom view on solder pins



PCB layout

Bottom view on solder pins

RZF1-...-....



grid pattern: 2.50 to 2,54
hole diameter: ø1.3 ±0,1
Bottom view on solder pins
dimensions in mm

Power PCB Relay RZF (Continued)

Product code structure		Typical product code		RZF	1	-1A	4	-L	012	000
Type	RZF	Power PCB Relay RZF								
Version	1	16A, 3.5mm pinning, 4 PCB pins								
Contact configuration	1A	1 form A (NO) contact								
Contact material	4	AgNi 90/10	6	AgNi 90/10, special version						
Coil version	L	DC coil, 530mW								
Coil voltage	Coil code: please refer to coil versions table									
Suffix	000	Standard, RT II, Reinforced flux proof, IEC 60335-1 Compliant				Other	Special			

Note: May be followed by up to five additional characters for manufacturer internal identification.

Product code	Version	Contact	Cont.material	Coil power	Coil voltage	Sealing	Part number
RZF1-1A4-L005	4 PCB pins	1 form A (NO)	AgNi 90/10 (std.)	530mW	5VDC	Flux proof	1833011-1
RZF1-1A4-L006					6VDC		1833011-2
RZF1-1A4-L009					9VDC		1833011-3
RZF1-1A4-L012					12VDC		1833011-4
RZF1-1A4-L018					18VDC		1833011-5
RZF1-1A4-L024					24VDC		1833011-6
RZF1-1A4-L048					48VDC		1833011-7
RZF1-1A6-L005			AgNi 90/10 (spl.)		5VDC		2-1833011-8
RZF1-1A6-L006					6VDC		1-1833011-5
RZF1-1A6-L009					9VDC		1-1833011-6
RZF1-1A6-L012					12VDC		1-1833011-7
RZF1-1A6-L018					18VDC		1-1833011-8
RZF1-1A6-L024					24VDC		1-1833011-9
RZF1-1A6-L048					48VDC		2-1833011-0



General Purpose
Power PCB Relays

Power PCB Relay RZF (Continued)

te.com

TE Connectivity and TE connectivity (logo) are trademarks.
Other products, logos and company names mentioned herein may be trademarks of their respective owners.

The information given herein, including drawings, illustrations and schematics which are intended for illustration purposes only, is believed to be reliable. However, TE Connectivity makes no warranties as to its accuracy or completeness and disclaims any liability in connection with its use. TE Connectivity's obligations shall only be as set forth in TE Connectivity's Standard Terms and Conditions of Sale for this product and in no case will TE Connectivity be liable for any incidental, indirect or consequential damages arising out of the sale, resale, use or misuse of the product. Users of TE Connectivity products should make their own evaluation to determine the suitability of each such product for the specific application.



Компания «ЭлектроПласт» предлагает заключение долгосрочных отношений при поставках импортных электронных компонентов на взаимовыгодных условиях!

Наши преимущества:

- Оперативные поставки широкого спектра электронных компонентов отечественного и импортного производства напрямую от производителей и с крупнейших мировых складов;
- Поставка более 17-ти миллионов наименований электронных компонентов;
- Поставка сложных, дефицитных, либо снятых с производства позиций;
- Оперативные сроки поставки под заказ (от 5 рабочих дней);
- Экспресс доставка в любую точку России;
- Техническая поддержка проекта, помощь в подборе аналогов, поставка прототипов;
- Система менеджмента качества сертифицирована по Международному стандарту ISO 9001;
- Лицензия ФСБ на осуществление работ с использованием сведений, составляющих государственную тайну;
- Поставка специализированных компонентов (Xilinx, Altera, Analog Devices, Intersil, Interpoint, Microsemi, Aeroflex, Peregrine, Syfer, Eurofarad, Texas Instrument, Miteq, Cobham, E2V, MA-COM, Hittite, Mini-Circuits, General Dynamics и др.);

Помимо этого, одним из направлений компании «ЭлектроПласт» является направление «Источники питания». Мы предлагаем Вам помощь Конструкторского отдела:

- Подбор оптимального решения, техническое обоснование при выборе компонента;
- Подбор аналогов;
- Консультации по применению компонента;
- Поставка образцов и прототипов;
- Техническая поддержка проекта;
- Защита от снятия компонента с производства.



Как с нами связаться

Телефон: 8 (812) 309 58 32 (многоканальный)

Факс: 8 (812) 320-02-42

Электронная почта: org@eplast1.ru

Адрес: 198099, г. Санкт-Петербург, ул. Калинина, дом 2, корпус 4, литера А.