

Features

- 2" x 3" x 1.0" Package
- For 1U Applications
- 60W convection cooled
- Universal Input 90-264Vac
- Optional Power ON LED
- Approved to CSA/EN/IEC/UL60950-1, 2nd Edition
- Level V Efficiency Compliant Models
- Less than 0.5W no-load Power Consumption
- 3 Year Warranty
- RoHS Compliant



Description

The GB60S Series models provide a highly reliable power source in high density 2" x 3" x 1.0" package. Fully compliant to the applicable safety and EMC standards, these models will allow easy integration into many industrial and ITE applications. All 4 models are CE marked to low voltage directive and approved to ITE standards of EN60950, 2nd edition.

Model Selection

Model Number*	Volts	Output Current Convection Cooled	Output Power Convection Cooled	Ripple & Noise**	Total Regulation	OVP Threshold
GB60S12K	12V	4.58A	55W	120mV pk-pk	±2%	14.4-18Vdc
GB60S15K	15V	4.00A	60W	150mV pk-pk	±2%	18-22.5Vdc
GB60S24K	24V	2.50A	60W	240mV pk-pk	±2%	28.8-36Vdc
GB60S36K	36V	1.67A	60W	360mV pk-pk	±2%	43.2-54Vdc
GB60S48K	48V	1.25A	60W	480mV pk-pk	±2%	57.6-72Vdc

Notes: * Models with 24V or higher output voltage meet efficiency requirements of Level V

** Measured with noise probe directly across output terminals, and load terminated with 0.1µF ceramic and 10µF low ESR capacitors. At -20C, the noise and ripple is 2% of the output.

General Specifications

AC Input	100-240Vac, 47-63Hz, 1Ø rated 80-270Vac, 47-440Hz operational	Turn On Time	2 sec. max. @120Vac
Input Current	120Vac: 1.4A, 240Vac: 0.75A	Hold-up Time	16mS min. @ 60W load, 120Vac input
Inrush Current	240Vac, cold start: will not exceed 40A	Signals	Optional Power ON LED
Input Fuses	4A, 250VAC fuse provided on all models	Overload Protection	Hiccup Mode, 120% to 180%, typical

General Specifications (continued)

Earth Leakage Current	<1mA@240Vac, NC	Short Circuit Protection	Hiccup Mode
Power Factor	Not Applicable	Overtemperature Protection	Self-recovering
Efficiency	88% typical (83% for 12V& 85% for 15V)	Safety Standards	CSA/EN/IEC/UL60950-1, 2 nd Edition. See below for detailed standards information.
Output Power	60W continuous (55W for 12V models)	Isolation	Input-Output: 4000Vac Input-Ground: 1800Vac Output-Ground: 500Vac
Peak Output Power	Not Applicable	Operating Temperature	-40C start up, -20C to 80C with derating specified in Fig.1
Ripple and Noise	See chart above	Output Power Derating	See Fig.1 on page 4
Output Voltage	See chart	Storage Temperature	-40°C to +85°C
Voltage Adjustability	Fixed	Relative Humidity	5% to 95%, non-condensing
Minimum Load	Not required	Altitude	Operating: 3000 meters Non-operating: 40,000 ft.
Total Regulation	+/- 2%. See chart	MTBF	Over 600,000 hours per Telcordia
Transient Response	500µS max. to 1%, 50% load step. 0.2A/µS, 3.5% deviation typical	Vibration	Random Vibration per MIL-STD-810E, Method 514.4, Cat. 1, Figure 514.4.1, 1 hour in each of 3 axes.
Switching Frequency	65kHz, typical	Shock	Half-sine, 40 gpk, 10 mS duration, +/- in each of 3 axes, 6 shocks total
Dimensions	2.0" x 3.0" x 1.0" 50.8 x 76.2 x 25.4mm	Weight	126g

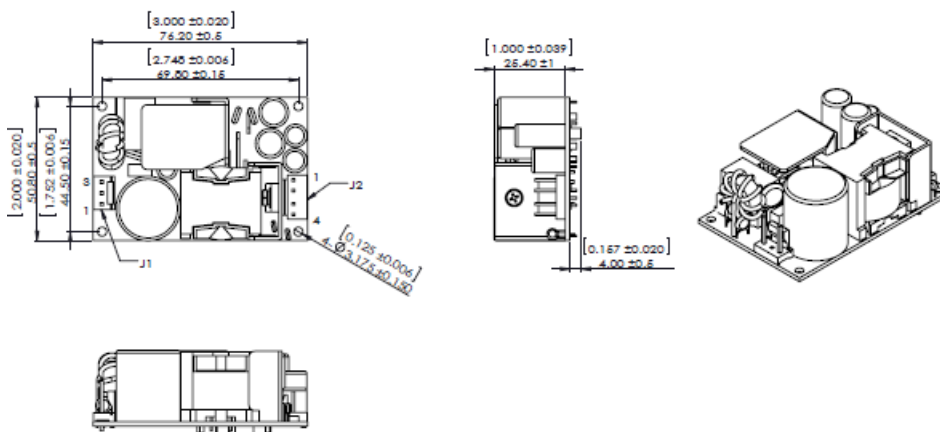
Notes:

1. Specifications subject to change without notice.
2. All dimensions in inches (mm), tolerance is ± 0.02 ".
3. Mounting holes should be connected together for EMI purpose
4. FG is safety ground connection
5. Specifications are for convection rating at factory settings with 115Vac input and 25°C ambient unless otherwise stated.
6. This power supply requires mounting on metal standoffs 0.20" (5mm) in height.

EMI/EMC Compliance

Conducted Emissions	EN55011/22 Class B, FCC Part 15 Class B
Radiated Emissions	EN55011/22 Class A, FCC Part 15 Class A with 6dB margin
Static Discharge Immunity	EN61000-4-2, 6kV Contact Discharge, 8kV air discharge
Radiated RF Immunity	EN61000-4-3, 3V/m
EFT/Burst Immunity	EN61000-4-4, 2kV/5kHz
Line Surge Immunity	EN61000-4-5, 1kV differential, 2kV common-mode
Conducted RF Immunity	EN61000-4-6, 3Vrms
Power Frequency Magnetic Field Immunity	EN61000-4-8, 3A/m
Voltage Dip Immunity	EN61000-4-11 100Vac, 95% dip/0.5 cycle (Criteria A), 60%/5cycles (Criteria B), 30%/25 cycles (Criteria A).
Line Harmonic Emissions	EN61000-3-2 Class A
Flicker Test	EN61000-3-3, Complies (dmax<6%)

Mechanical Drawing



Connector Information

Input Connector J100	DC Output Connector J2	Ground
PIN 1) AC LINE PIN 2) EMPTY PIN 3) AC NEUTRAL	PIN 1) +Vout PIN 3) -Vout PIN 2) +Vout PIN 4) -Vout	19-30258-0187 (Keystone 1285)(Zierick 895)(.187*0.020)
Mating Connector: Tyco/AMP 640250- 3 Pins = 770461-1	Mating Connector: AMP 640250-4 Pins = 770461-1	Molex 01-90020005

Characteristic Curves

Output vs. Temperature

-40C start up. At -20C, the supply meet its full spec except ripple & noise might be increased from 1% to 2% of the output voltage
 55W convection cooled, derating output power to 30W at 70°C for outputs 12V and 15V
 60W convection cooled, derating output power to 50W at 60°C and 40W at 70°C for Output Voltages ≥ 24V
 20W convection cooled at 80C

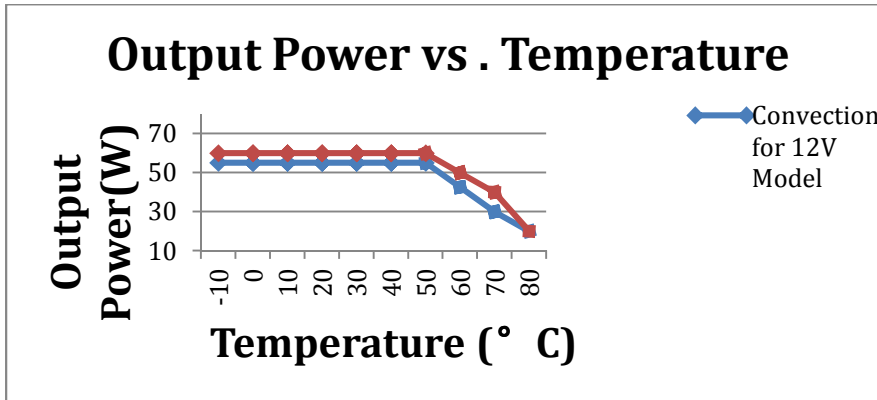


Fig.1

Efficiency vs. Loading

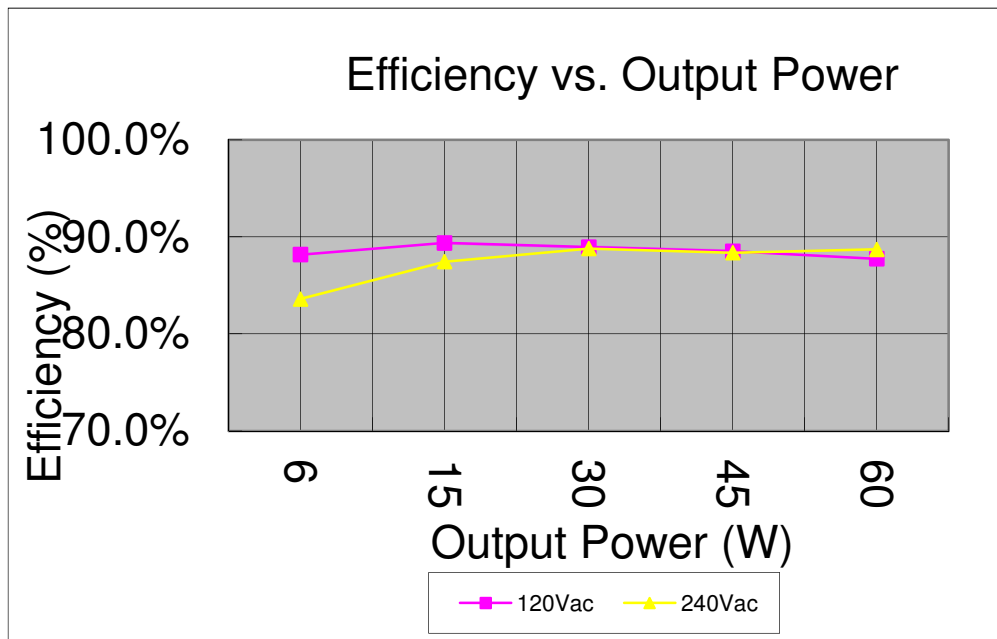
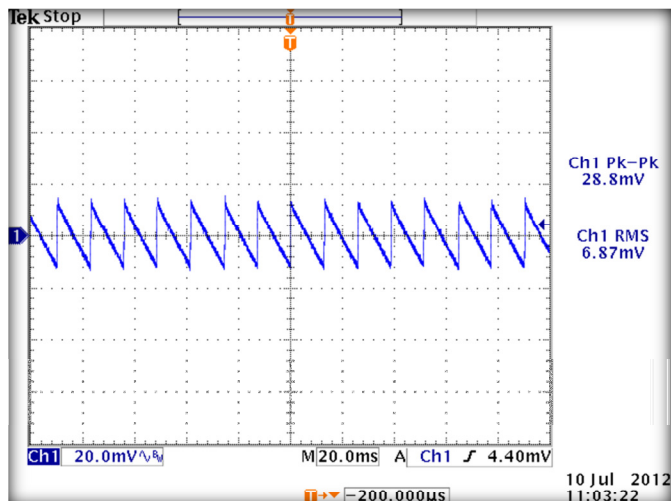


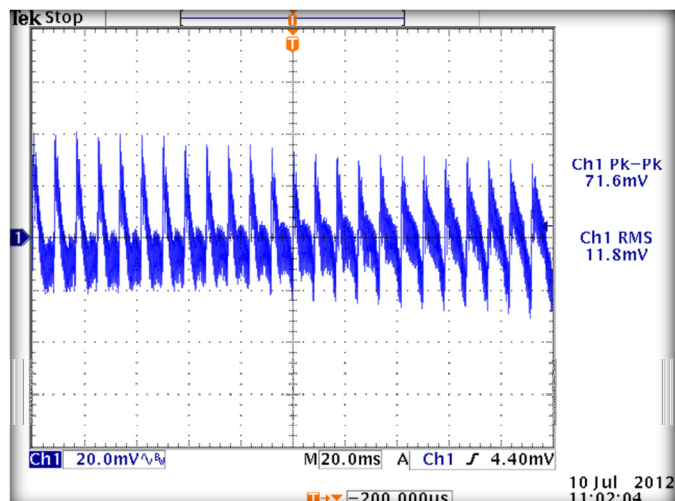
Fig.2

Ripple & Noise

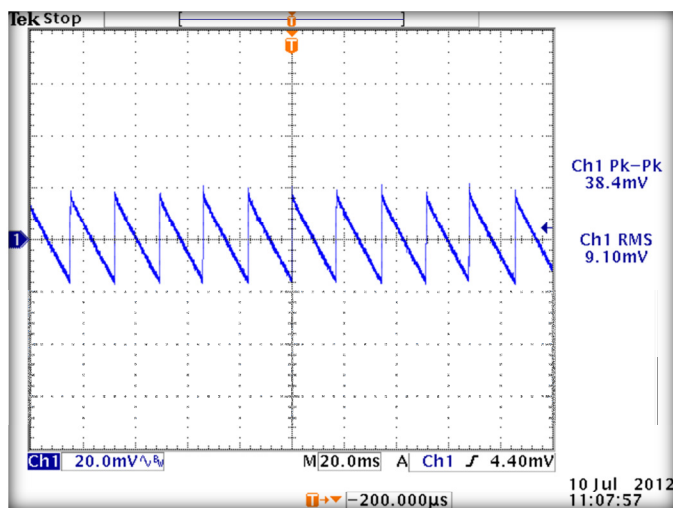
To verify that the output ripple and noise does not exceed the level specified in the product specification, measured using a scope probe socket with 0.1uF ceramic and a 10uF electrolytic capacitor connected in parallel across it, 20MHz BW.



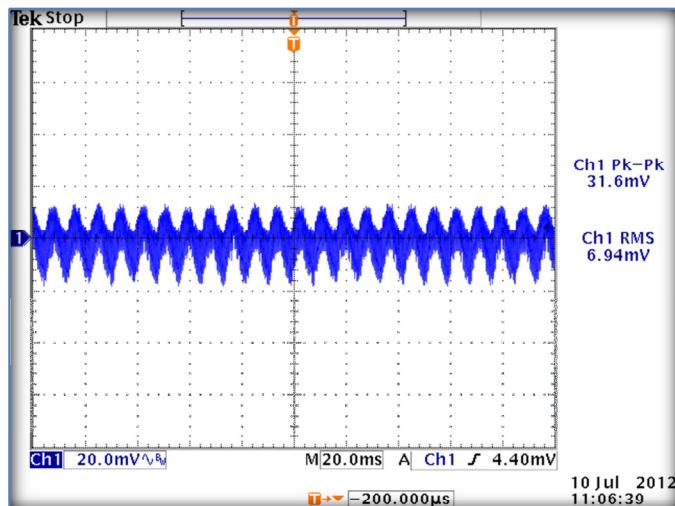
[24V OUT, NO LOAD, 90VAC, 60Hz](#)



[24V OUT, FULL LOAD, 90VAC, 60Hz](#)



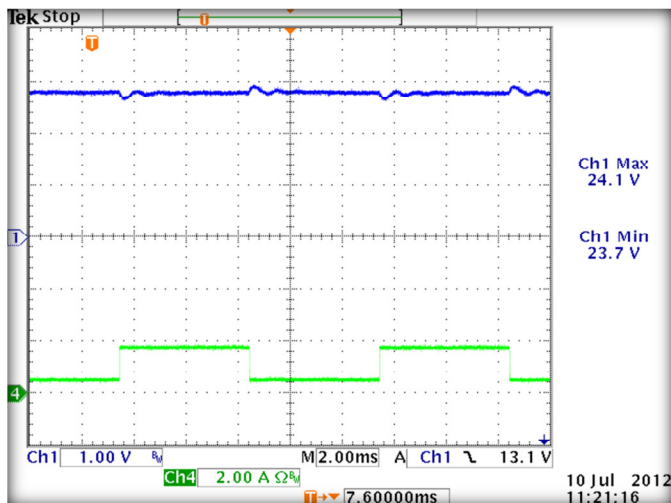
[24V OUT, NO LOAD, 264VAC, 50Hz](#)



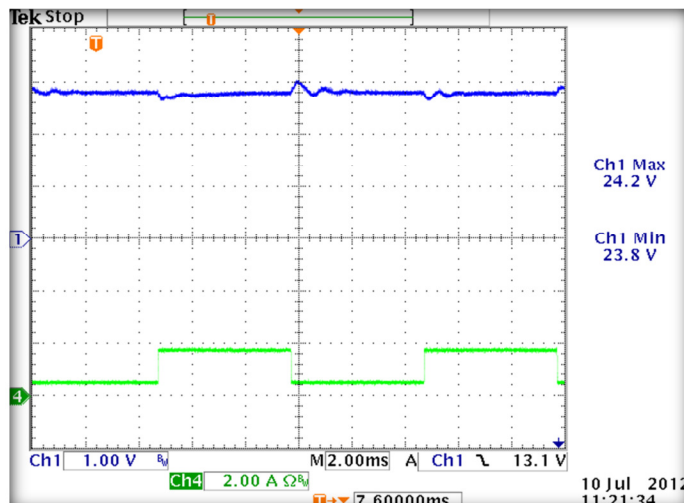
[24V OUT, FULL LOAD, 264VAC, 50Hz](#)

Output Transient Response

50% load step within the regulation limits of minimum and maximum load, $di/dt < 0.2A/\mu Sec$. Recovery time not specified as there is no laps in regulation with a 50% Load Step. Maximum voltage deviation is 3.5%

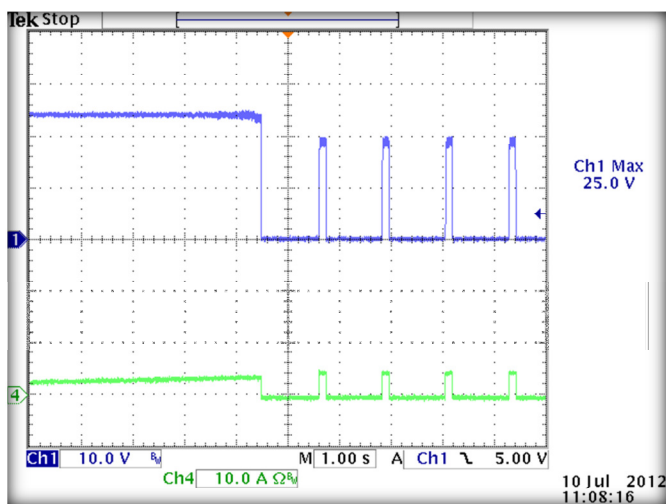


24V OUT, 120VAC, 25% TO 75% LOAD STEP

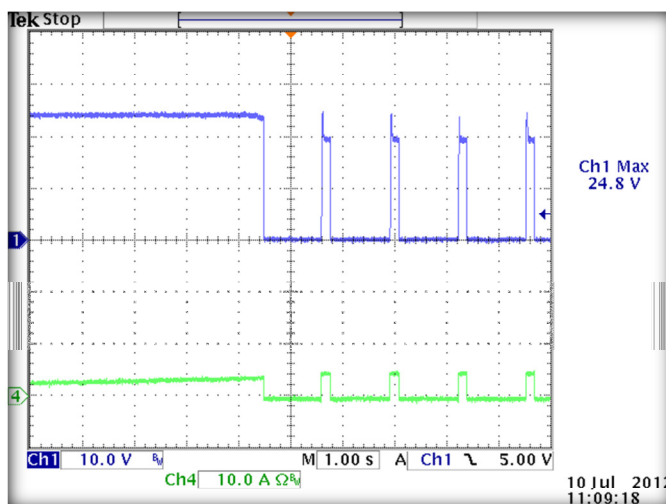


24V OUT, 240VAC, 25% TO 75% LOAD STEP

Output Overload Characteristic



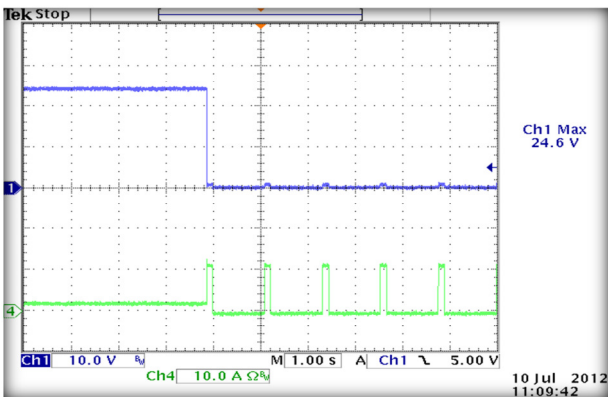
24V OUT, 90VAC



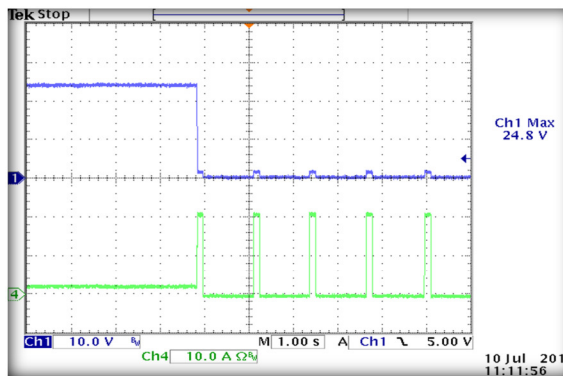
24V OUT, 264VAC

Short Circuit Protection

Supply shall protect itself against Short Circuit conditions. No damage will occur if the output is shorted.



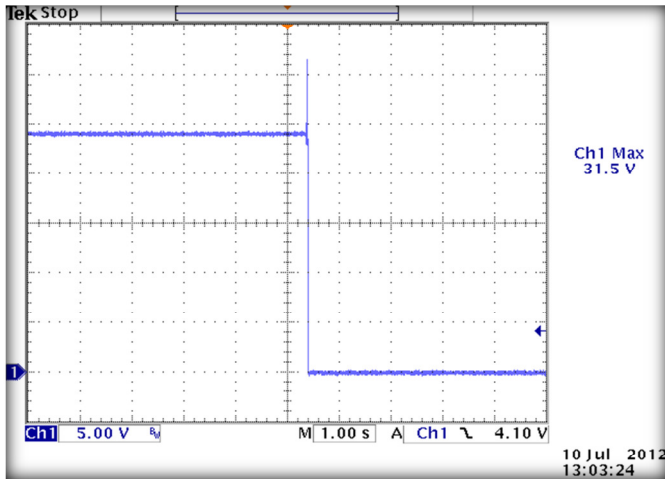
24V OUT, 264VAC



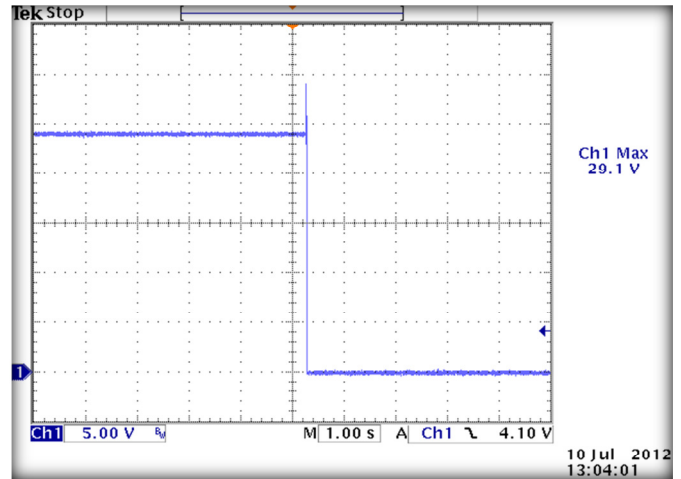
24V OUT, 90VAC

Overvoltage Protection

OVP firing reduces output voltage to <50% of nominal in <50ms. See models chart for trip ranges.

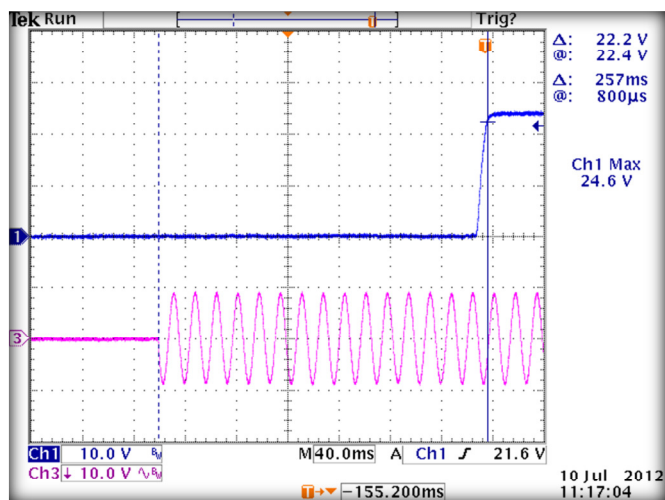


24V OUT, FULL LOAD, 90VAC, 60Hz

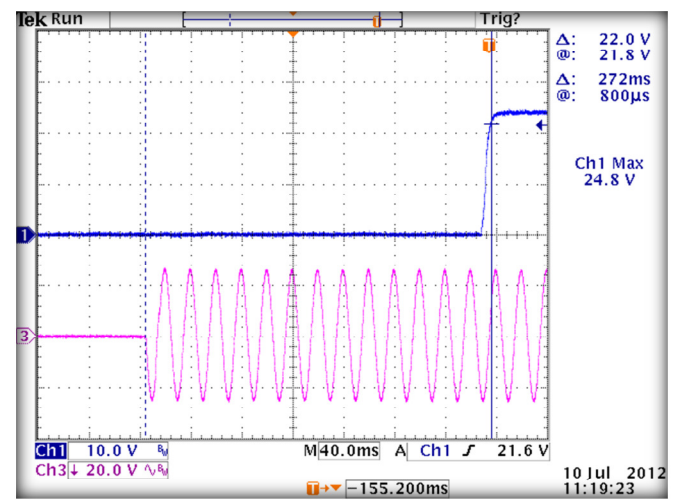


24V OUT, FULL LOAD, 264VAC, 50Hz

Turn On Time

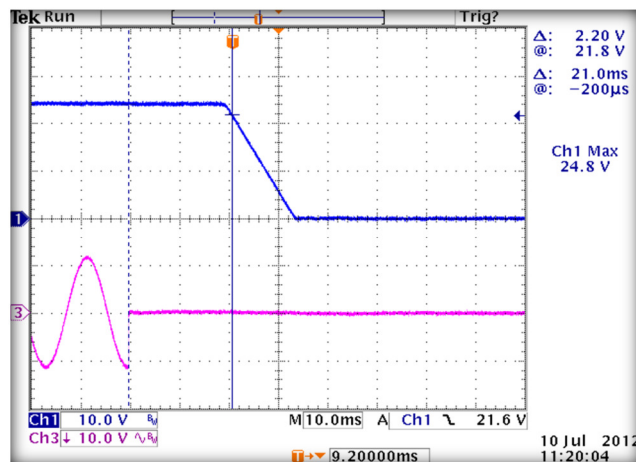


24V OUT, FULL LOAD, 90VAC, 60Hz



24V OUT, FULL LOAD, 264VAC, 50Hz

Hold Up Time



24V OUT, FULL LOAD, 120VAC, 60Hz



Компания «ЭлектроПласт» предлагает заключение долгосрочных отношений при поставках импортных электронных компонентов на взаимовыгодных условиях!

Наши преимущества:

- Оперативные поставки широкого спектра электронных компонентов отечественного и импортного производства напрямую от производителей и с крупнейших мировых складов;
- Поставка более 17-ти миллионов наименований электронных компонентов;
- Поставка сложных, дефицитных, либо снятых с производства позиций;
- Оперативные сроки поставки под заказ (от 5 рабочих дней);
- Экспресс доставка в любую точку России;
- Техническая поддержка проекта, помощь в подборе аналогов, поставка прототипов;
- Система менеджмента качества сертифицирована по Международному стандарту ISO 9001;
- Лицензия ФСБ на осуществление работ с использованием сведений, составляющих государственную тайну;
- Поставка специализированных компонентов (Xilinx, Altera, Analog Devices, Intersil, Interpoint, Microsemi, Aeroflex, Peregrine, Syfer, Eurofarad, Texas Instrument, Miteq, Cobham, E2V, MA-COM, Hittite, Mini-Circuits, General Dynamics и др.);

Помимо этого, одним из направлений компании «ЭлектроПласт» является направление «Источники питания». Мы предлагаем Вам помощь Конструкторского отдела:

- Подбор оптимального решения, техническое обоснование при выборе компонента;
- Подбор аналогов;
- Консультации по применению компонента;
- Поставка образцов и прототипов;
- Техническая поддержка проекта;
- Защита от снятия компонента с производства.



Как с нами связаться

Телефон: 8 (812) 309 58 32 (многоканальный)

Факс: 8 (812) 320-02-42

Электронная почта: org@eplast1.ru

Адрес: 198099, г. Санкт-Петербург, ул. Калинина, дом 2, корпус 4, литера А.