

SIPMOS[®] Small-Signal-Transistor

Feature

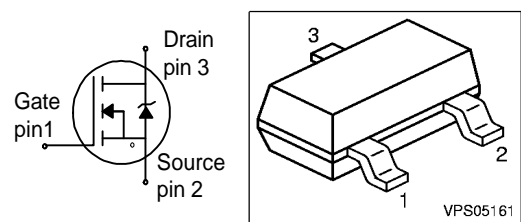
- N-Channel
- Enhancement mode
- Logic Level
- dv/dt rated
- Pb-free lead plating; RoHS compliant
- Qualified according to AEC Q101
- Halogen-free according to IEC61249-2-21



Product Summary

V_{DS}	60	V
$R_{DS(on)}$	5	Ω
I_D	0.2	A

PG-SOT-23



Type	Package	Pb-free	Tape and Reel Information	Marking
BSS7728N	PG-SOT-23	Yes	H6327: 3000 pcs/reel	sSK

Maximum Ratings, at $T_j = 25\text{ }^\circ\text{C}$, unless otherwise specified

Parameter	Symbol	Value	Unit
Continuous drain current $T_A=25\text{ }^\circ\text{C}$ $T_A=70\text{ }^\circ\text{C}$	I_D	0.2 0.16	A
Pulsed drain current $T_A=25\text{ }^\circ\text{C}$	I_D puls	0.8	
Reverse diode dv/dt $I_S=0.2\text{A}$, $V_{DS}=48\text{V}$, $di/dt=200\text{A}/\mu\text{s}$, $T_{jmax}=150\text{ }^\circ\text{C}$	dv/dt	6	kV/ μs
Gate source voltage	V_{GS}	± 20	V
Power dissipation $T_A=25\text{ }^\circ\text{C}$	P_{tot}	0.36	W
Operating and storage temperature	T_j , T_{stg}	-55... +150	$^\circ\text{C}$
IEC climatic category; DIN IEC 68-1		55/150/56	
ESD Class JESD22-A114-HBM		Class 0	

Thermal Characteristics

Parameter	Symbol	Values			Unit
		min.	typ.	max.	
Characteristics					
Thermal resistance, junction - ambient at minimal footprint	R_{thJA}	-	-	350	K/W

Electrical Characteristics, at $T_j = 25\text{ }^\circ\text{C}$, unless otherwise specified

Parameter	Symbol	Values			Unit
		min.	typ.	max.	
Static Characteristics					
Drain-source breakdown voltage $V_{GS}=0, I_D=250\mu\text{A}$	$V_{(BR)DSS}$	60	-	-	V
Gate threshold voltage, $V_{GS} = V_{DS}$ $I_D=26\mu\text{A}$	$V_{GS(th)}$	1.3	1.9	2.3	
Zero gate voltage drain current $V_{DS}=60\text{V}, V_{GS}=0, T_j=25^\circ\text{C}$ $V_{DS}=60\text{V}, V_{GS}=0, T_j=150^\circ\text{C}$	I_{DSS}	-	-	0.1 5	μA
Gate-source leakage current $V_{GS}=20\text{V}, V_{DS}=0$	I_{GSS}	-	1	10	nA
Drain-source on-state resistance $V_{GS}=4.5\text{V}, I_D=0.05\text{A}$	$R_{DS(on)}$	-	4.3	7.5	Ω
Drain-source on-state resistance $V_{GS}=10\text{V}, I_D=0.5\text{A}$	$R_{DS(on)}$	-	2.7	5	

Electrical Characteristics, at $T_j = 25\text{ }^\circ\text{C}$, unless otherwise specified

Parameter	Symbol	Conditions	Values			Unit
			min.	typ.	max.	

Dynamic Characteristics

Transconductance	g_{fs}	$V_{DS} \geq 2 \cdot I_D \cdot R_{DS(on)max}$, $I_D = 0.16\text{A}$	0.1	0.2	-	S
Input capacitance	C_{iss}	$V_{GS} = 0$, $V_{DS} = 25\text{V}$, $f = 1\text{MHz}$	-	37	56	pF
Output capacitance	C_{oss}		-	7.3	11	
Reverse transfer capacitance	C_{rss}		-	2.9	4.4	
Turn-on delay time	$t_{d(on)}$	$V_{DD} = 30\text{V}$, $V_{GS} = 10\text{V}$, $I_D = 0.2\text{A}$, $R_G = 6\Omega$	-	2.7	4	ns
Rise time	t_r		-	2.7	4.1	
Turn-off delay time	$t_{d(off)}$		-	6.1	9.1	
Fall time	t_f		-	9	13	

Gate Charge Characteristics

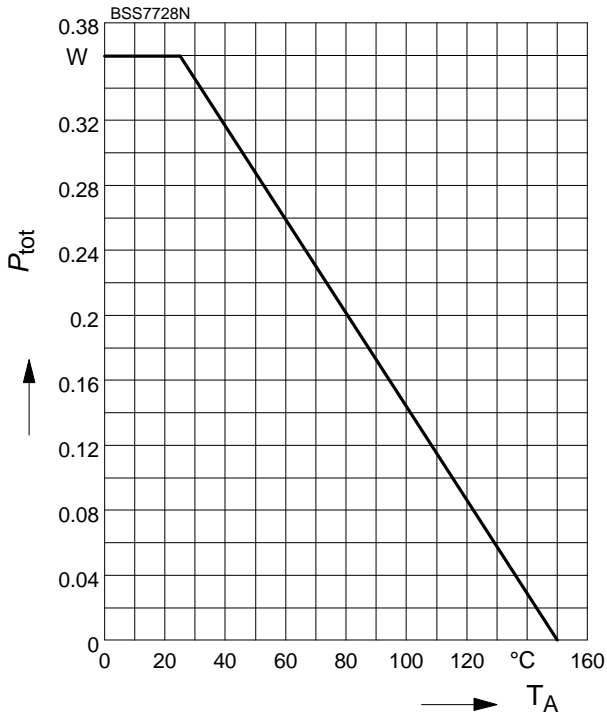
Gate to source charge	Q_{gs}	$V_{DD} = 48\text{V}$, $I_D = 0.2\text{A}$	-	0.12	0.18	nC
Gate to drain charge	Q_{gd}		-	0.43	0.65	
Gate charge total	Q_g	$V_{DD} = 48\text{V}$, $I_D = 0.2\text{A}$, $V_{GS} = 0$ to 10V	-	1	1.5	
Gate plateau voltage	$V_{(plateau)}$	$V_{DD} = 48\text{V}$, $I_D = 0.2\text{A}$	-	3.8	-	V

Reverse Diode

Inverse diode continuous forward current	I_S	$T_A = 25\text{ }^\circ\text{C}$	-	-	0.2	A
Inv. diode direct current, pulsed	I_{SM}		-	-	0.8	
Inverse diode forward voltage	V_{SD}	$V_{GS} = 0$, $I_F = I_S$	-	0.84	1.2	V
Reverse recovery time	t_{rr}	$V_R = 30\text{V}$, $I_F = I_S$, $di_F/dt = 100\text{A}/\mu\text{s}$	-	11.5	17.5	ns
Reverse recovery charge	Q_{rr}		-	2.6	4	

1 Power dissipation

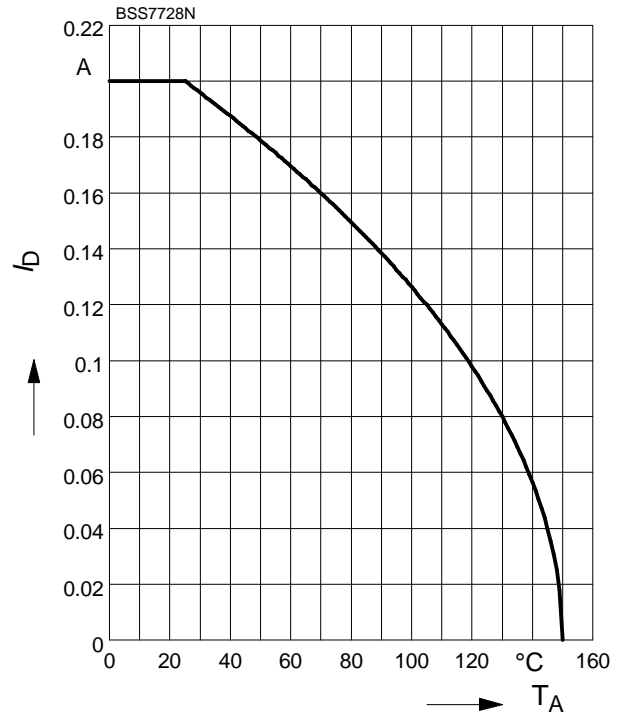
$$P_{\text{tot}} = f(T_A)$$



2 Drain current

$$I_D = f(T_A)$$

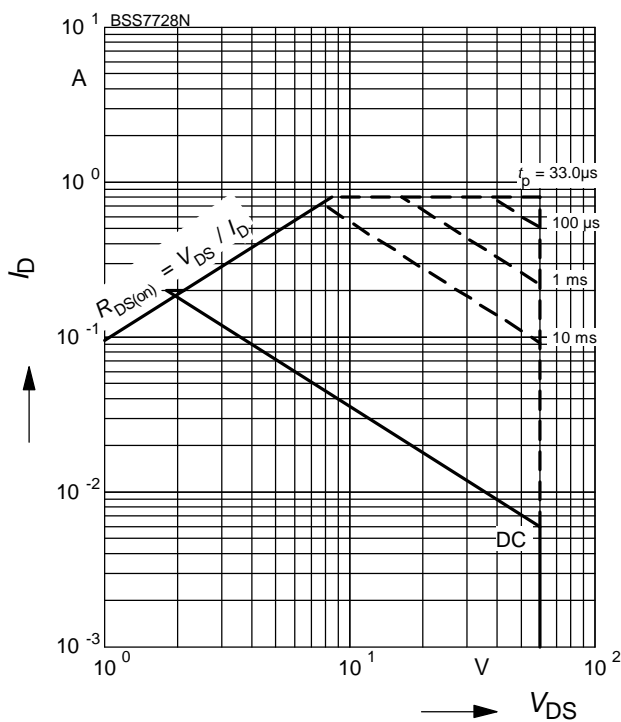
parameter: $V_{GS} \geq 10 \text{ V}$



3 Safe operating area

$$I_D = f(V_{DS})$$

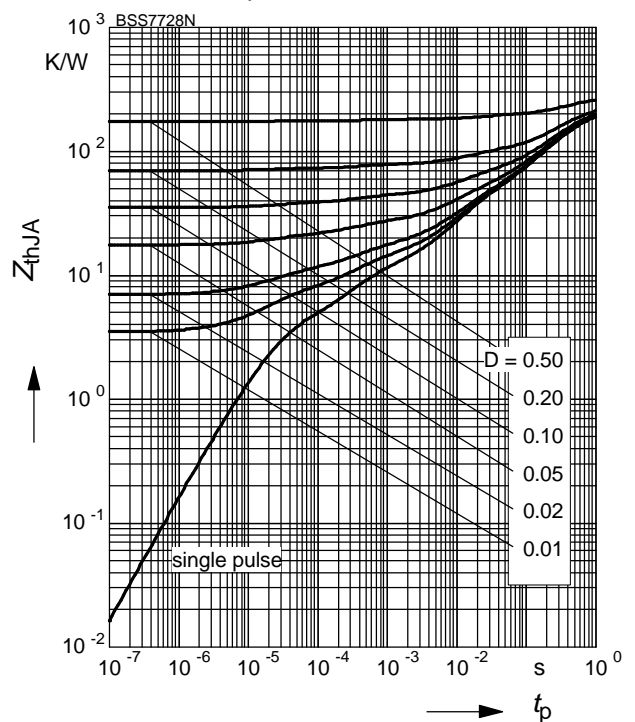
parameter: $D = 0, T_A = 25 \text{ °C}$



4 Transient thermal impedance

$$Z_{\text{thJA}} = f(t_p)$$

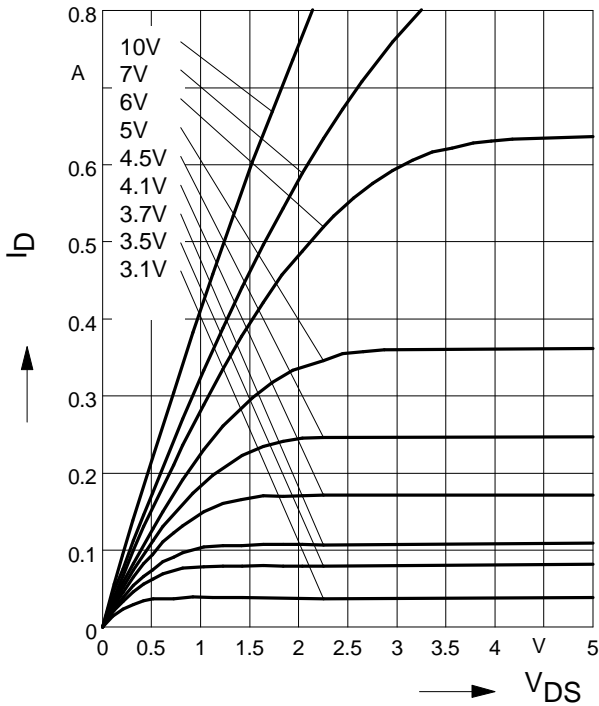
parameter: $D = t_p/T$



5 Typ. output characteristic

$$I_D = f(V_{DS})$$

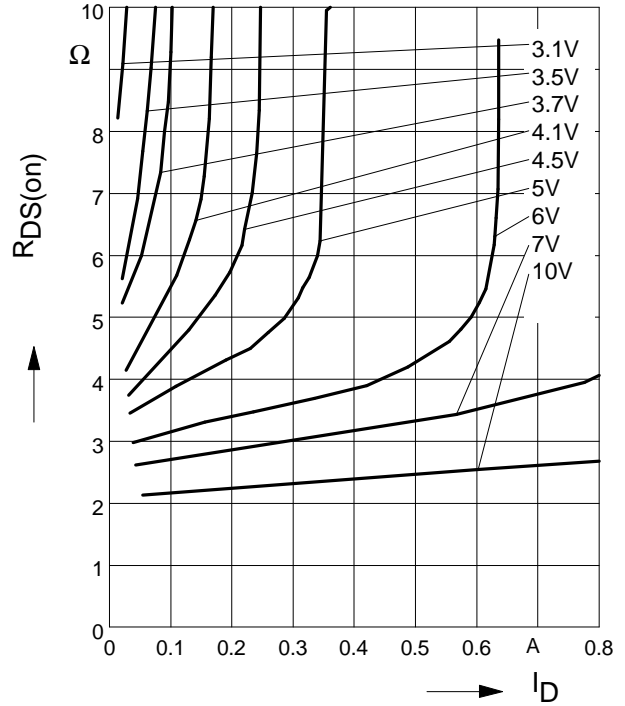
parameter: $T_j = 25\text{ }^\circ\text{C}$, V_{GS}



6 Typ. drain-source on resistance

$$R_{DS(on)} = f(I_D)$$

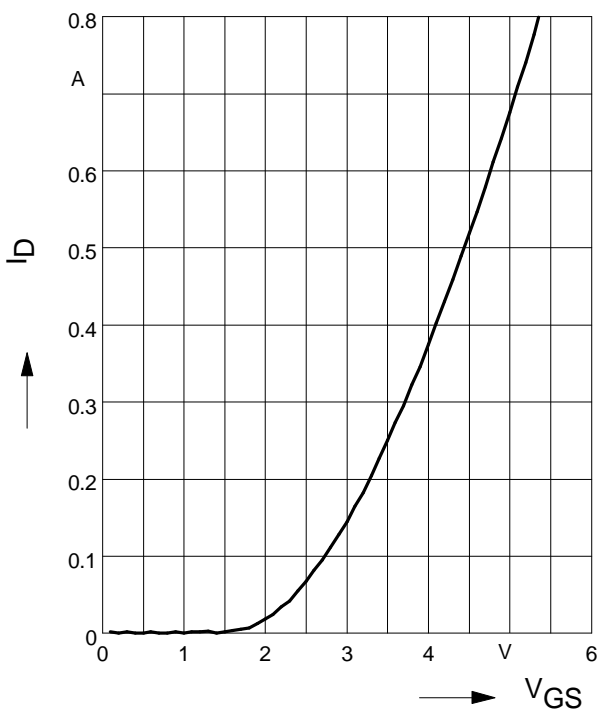
parameter: $T_j = 25\text{ }^\circ\text{C}$, V_{GS}



7 Typ. transfer characteristics

$$I_D = f(V_{GS}); V_{DS} \geq 2 \times I_D \times R_{DS(on)max}$$

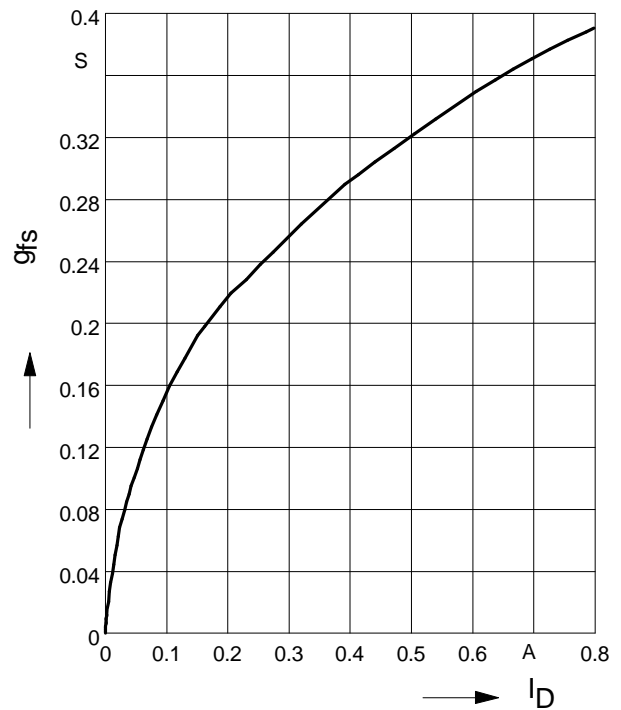
parameter: $T_j = 25\text{ }^\circ\text{C}$



8 Typ. forward transconductance

$$g_{fs} = f(I_D)$$

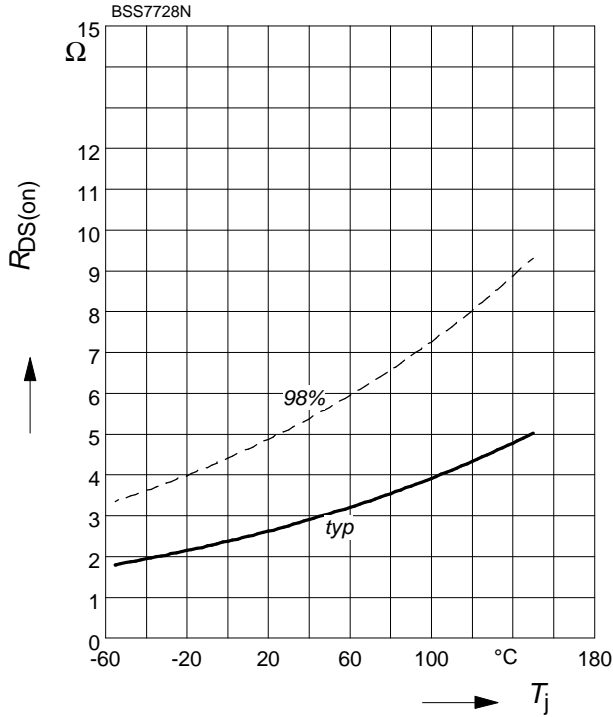
parameter: $T_j = 25\text{ }^\circ\text{C}$



9 Drain-source on-state resistance

$$R_{DS(on)} = f(T_j)$$

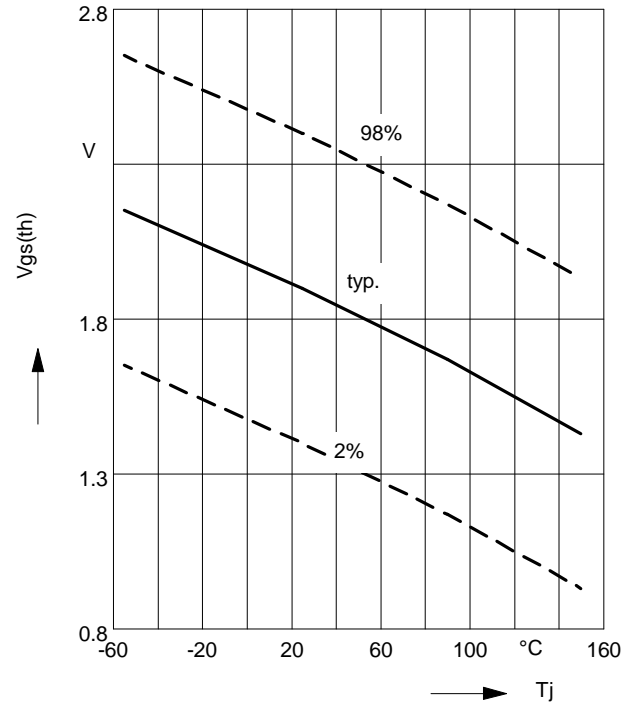
parameter : $I_D = 0.5 \text{ A}$, $V_{GS} = 10 \text{ V}$



10 Typ. gate threshold voltage

$$V_{GS(th)} = f(T_j)$$

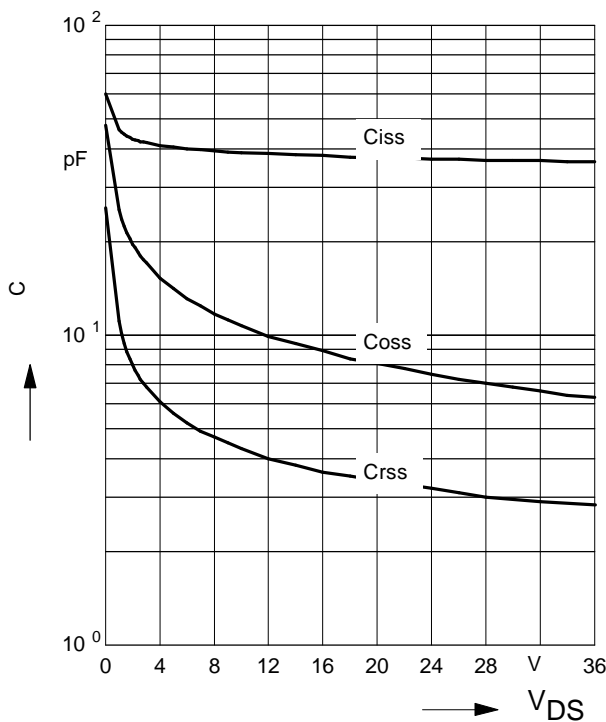
parameter: $V_{GS} = V_{DS}$; $I_D = 26 \mu\text{A}$



11 Typ. capacitances

$$C = f(V_{DS})$$

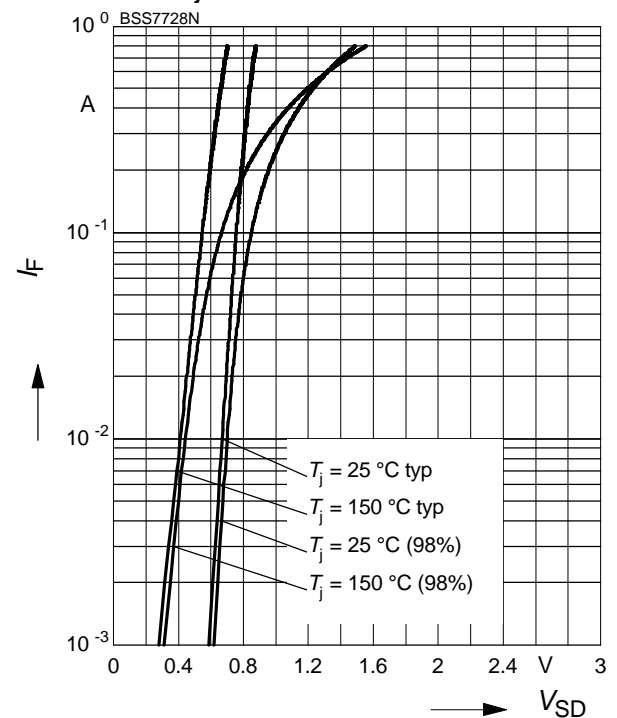
parameter: $V_{GS} = 0$, $f = 1 \text{ MHz}$, $T_j = 25 \text{ }^\circ\text{C}$



12 Forward character. of reverse diode

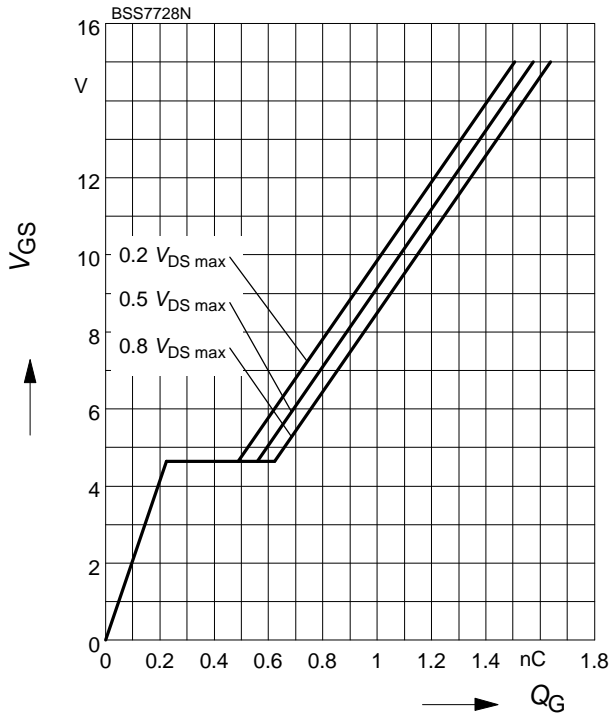
$$I_F = f(V_{SD})$$

parameter: T_j



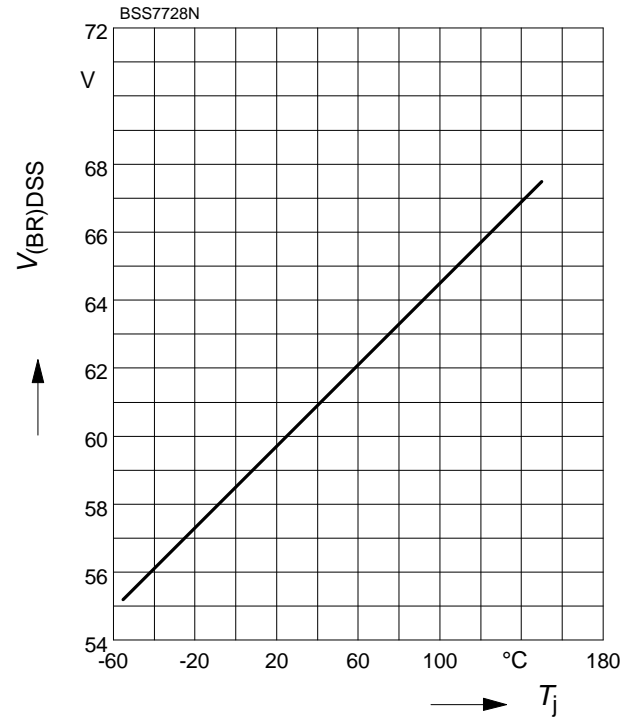
13 Typ. gate charge

$V_{GS} = f(Q_G)$; parameter: V_{DS} ,
 $I_D = 0.5 \text{ A pulsed}$, $T_j = 25 \text{ }^\circ\text{C}$



14 Drain-source breakdown voltage

$V_{(BR)DSS} = f(T_j)$



Published by
Infineon Technologies AG
81726 Munich, Germany
© 2010 Infineon Technologies AG
All Rights Reserved.

Legal Disclaimer

The information given in this document shall in no event be regarded as a guarantee of conditions or characteristics. With respect to any examples or hints given herein, any typical values stated herein and/or any information regarding the application of the device, Infineon Technologies hereby disclaims any and all warranties and liabilities of any kind, including without limitation, warranties of non-infringement of intellectual property rights of any third party.

Information

For further information on technology, delivery terms and conditions and prices, please contact the nearest Infineon Technologies Office (www.infineon.com).

Warnings

Due to technical requirements, components may contain dangerous substances. For information on the types in question, please contact the nearest Infineon Technologies Office.

Infineon Technologies components may be used in life-support devices or systems only with the express written approval of Infineon Technologies, if a failure of such components can reasonably be expected to cause the failure of that life-support device or system or to affect the safety or effectiveness of that device or system. Life support devices or systems are intended to be implanted in the human body or to support and/or maintain and sustain and/or protect human life. If they fail, it is reasonable to assume that the health of the user or other persons may be endangered.



Компания «ЭлектроПласт» предлагает заключение долгосрочных отношений при поставках импортных электронных компонентов на взаимовыгодных условиях!

Наши преимущества:

- Оперативные поставки широкого спектра электронных компонентов отечественного и импортного производства напрямую от производителей и с крупнейших мировых складов;
- Поставка более 17-ти миллионов наименований электронных компонентов;
- Поставка сложных, дефицитных, либо снятых с производства позиций;
- Оперативные сроки поставки под заказ (от 5 рабочих дней);
- Экспресс доставка в любую точку России;
- Техническая поддержка проекта, помощь в подборе аналогов, поставка прототипов;
- Система менеджмента качества сертифицирована по Международному стандарту ISO 9001;
- Лицензия ФСБ на осуществление работ с использованием сведений, составляющих государственную тайну;
- Поставка специализированных компонентов (Xilinx, Altera, Analog Devices, Intersil, Interpoint, Microsemi, Aeroflex, Peregrine, Syfer, Eurofarad, Texas Instrument, Miteq, Cobham, E2V, MA-COM, Hittite, Mini-Circuits, General Dynamics и др.);

Помимо этого, одним из направлений компании «ЭлектроПласт» является направление «Источники питания». Мы предлагаем Вам помощь Конструкторского отдела:

- Подбор оптимального решения, техническое обоснование при выборе компонента;
- Подбор аналогов;
- Консультации по применению компонента;
- Поставка образцов и прототипов;
- Техническая поддержка проекта;
- Защита от снятия компонента с производства.



Как с нами связаться

Телефон: 8 (812) 309 58 32 (многоканальный)

Факс: 8 (812) 320-02-42

Электронная почта: org@eplast1.ru

Адрес: 198099, г. Санкт-Петербург, ул. Калинина, дом 2, корпус 4, литера А.