

International + Linears

Summary:

- World-wide ac input ranges and safety standards
- Industry standard packages
- Commercial UL/CSA TUV/IEC approved—models to UL/CSA 60950; EN/IEC60950-1
- Burn-in with cycling; 3-year warranty
- Capacitors have highest CV & ripple current ratings
- Medical Approved to UL2601-1/60601-1, IEC60601-1 and CSA601.1
- Medical leakage 10 μ A
- MTBF 200,000+ hours per MIL-HDBK-217D (most units)
- All electrolytic caps rated at 105°C
- Transformer insulation meets Class F (155°C)
- Exceed FCC and CISPR22, Class B conducted emissions
- RoHS Compliant models available (G suffix)
- $\text{C}\epsilon$ marked to LVD



SPECIFICATIONS

Ac Input 100, 120 and 240 Vac: +10%, -13%; 215 Vac: +12%, -11%; 47 to 63Hz. Tolerance for 230 Vac operation is +15%, -10%. Derate output current 10% for 50 Hz operation.
Dc Output See voltage rating chart. Adjustment range \pm 5% minimum except HA series.
Line Regulation \pm 0.05% for a 10% change.
Load Regulation \pm 0.05% for a 50% load change.
Output Ripple 3 mV +0.05% of output voltage, peak to peak maximum. All "3-terminal regulator" outputs: 3 mV +0.2% peak to peak maximum.
Transient Response <50 microseconds for 50% load change.
Short Circuit Protection Automatic current limit/foldback.
Overvoltage Protection Built-in on all 5 V models, set at 6.2 V \pm 0.4 V. Other models use optional over-voltage protection.

Remote Sensing Provided on all models; open sense lead protection built-in (except HA & HTAA series).
Stability \pm 0.05% for 24 hours after warmup.
Temperature Rating 0 to 50°C full rated, derated linearly to 40% at 70°C.
Temperature Coefficient \pm 0.01%/°C maximum.
Efficiency 5 V units: 45%; 12 and 15 V units: 55%; 20 and 24 V units: 60%.
Logic Inhibit and Current-Share F & G models.
Medical Stock and Vibration Per Mil-Std-810D, Method 514.3, Category 1, Procedure 1. Per Mil-Std-810D, Method 516.3, Procedure III.
Storage -40 to +85 °C.

Commercial Model (Single)	Medical Model	Voltage	Current	Case
HB2-3-A+G		2V	3 A	B
HC2-6-A+G		2V	6 A	C
HE2-18-A+G		2V	18 A	E
	ML5-1-OV-A	5V	1.0 A	L
HA5-1.5-OV-A+G		5V	1.5 A	B
HB5-3-OV-A+G		5V	3 A	B
HC5-6-OV-A+G		5V	6 A	C
HN5-9-OV-A+G		5V	9 A	N
HD5-12-OV-A+G		5V	12 A	D
HE5-18-OV-A+G		5V	18 A	E
F5-25-OV-A+*G		5V	25 A	F
G5-35-OV-A+ *(1)		5V	35 A	G
CP197-A+G		5V	50 A	G
	ML12-0.5-A	12V	0.5 A	L
HA15-0.9-A+ (12V)G		12V	0.9 A	B
HB12-1-7-A+G	MB12-1-7-A	12V	1.7 A	B
HC12-3.4-A+G	MC12-3.4-A	12V	3.4 A	C
HN12-5.1-A+G		12V	5.1 A	N
HD12-6.8-A+G	MD12-6.8-A	12V	6.8 A	D
HE12-10-2-A+G		12V	10.2 A	E
	ML15-0.4-A	15V	.4 A	L
HA15-0.9-A+G		15V	0.9 A	B
HB15-1.5-A+G	MB15-1.5-A	15V	1.5 A	B
HC15-3-A+G	MC15-3-A	15V	3 A	C
HN15-4.5-A+G		15V	4.5 A	N
HD15-6-A+G	MD15-6-A	15V	6 A	D
HE15-9-A+G *		15V	9 A	E
F15-15-A+G *		15V	15 A	F
HA24-0.5-A+G		24V	0.5 A	B
HB24-1.2-A+G	MB24-1.2-A	24V	1.2 A	B
HC24-2.4-A+G	MC24-2.4-A	24V	2.4 A	C
HN24-3.6-A+G		24V	3.6 A	N
HD24-4.8-A+G	MD24-4.8-A	24V	4.8 A	D
HE24-7.2-A+G *		24V	7.2 A	E
F24-12-A+G *		24V	12 A	F
HA24-0.5-A+ (28V)G		28V	0.5 A	B
HB28-1-A+G	MB28-1-A	28V	1 A	B
HC28-2-A+G	MC28-2-A	28V	2 A	C
HN28-3-A+G		28V	3 A	N
HD28-4-A+G	MD28-4-A	28V	4 A	D
HE28-6-A+G *		28V	6 A	E
F24-12-A+(28V)G *		28V	10 A	F
HB48-0.5-A+G		48V	0.5 A	B
HC48-1-A+G		48V	1 A	C
HD48-3-A+G **		48V	3 A	D
HE48-4-A+G		48V	4 A	E
F48-6-A+G *		48V	6 A	F

Notes:

1. All single output models have isolated outputs.
2. Model G5-50-OV-A+ not RoHS compliant

Commercial Model (Dual)	Medical Model	Output 1	Output 2	Case
HAA5-1.5-OV-A+G		5 V @ 1.5 A	5 V @ 1.5 A	AA
HBB5-3-OV-A+G		5 V @ 3 A	5 V @ 3 A	BB
HCC5-6-OV-A+G		5 V @ 6 A	5 V @ 6 A	CC
HAA512-A+G	MAA512-A	5 V @ 2 A	9 to 15 V (adj) @ 0.5 A	AA
HBB512-A+G	MBB512-A	5 V @ 3 A	9 to 15 V (adj) @ 1.2 A	BB
HCC512-A+G **	MCC512-A	5 V @ 6 A	9 to 15 V (adj) @ 2.5 A	CC
HAA524-A+G **	MAA524-A	5 V @ 2 A	18 to 24 V (adj) @ 0.3 A	AA
HBB524-A+G	MBB524-A	5 V @ 3 A	18 to 24 V (adj) @ 0.8 A	BB
HCC524-A+G	MCC524-A	5 V @ 6 A	18 to 24 V (adj) @ 2 A	CC
HAD12-0.4-A+G		+12 V @ 0.4 A	-12 V @ 0.4 A	B
	MLL12-0.25-A	+12 V @ 0.25 A	-12 V @ 0.25 A	L
	MLL15-0.2-A	+15 V @ 0.2 A	-15 V @ 0.2 A	L
HAD15-0.4-A+G		+15 V @ 0.4 A	-15 V @ 0.4 A	B
HAA15-0.8-A+G	MAA15-0.8-A	+15 V @ 0.8 A	-15 V @ 0.8 A ***	AA
HBB15-1.5-A+G	MBB15-1.5-A	+15 V @ 1.5 A	-15 V @ 1.5 A ***	BB
HCC15-3-A+G	MCC15-3-A	+15 V @ 3 A	-15 V @ 3 A ***	CC
HDD15-5-A+G		+15 V @ 5 A	-15 V @ 5 A ***	E
HAA24-0.6-A+G		+18 to 24 V @ 0.4/0.6 A	-18 to 24 V @ 0.4/0.6 A	AA
CP323-A+G		+5 V @ 2 A	+12 V @ 4 A	BB

** May require fan cooling

*** No. 2 output usable at -5 V, rate at 1/2 of 15 V current rating.

Commercial Model (Triple)	Medical Model	Output 1	Output 2	Output 3	Case
	MTLL-5W-A	5 V @ 0.5 A	+12 to 15 V @ 0.1 A	-12 to 15 V @ 0.1 A ***	L
HTAA-16W-A+G	MTAA-16W-A	5 V @ 2 A	+12 to 15 V @ 0.4/0.4 A	-12 to 15 V @ 0.4/0.4 A ***	AA
HBAA40W-A+G	MBAA40W-A	5 V @ 3 A	+12 to 15 V @ 1/0.8 A	-12 to 15 V @ 1/0.8 A ***	BAA
HCB105W-A+G **		5 V @ 3 A	+12 to 15 V @ 3.4/3.0 A	-12 to 15 V @ 3.4/3.0 A ***	CBB
HCAA60W-A+G	MCAA60W-A	5 V @ 6 A	+12 to 15 V @ 1/0.8 A	-12 to 15 V @ 1/0.8 A ***	D
HCB75W-A+G	MCB75W-A	5 V @ 6 A	+12 to 15 V @ 1.7/1.5 A	-12 to 15 V @ 1.7/1.5 A ***	CBB
CP131-A+G		5 V @ 8 A	+12 to 15 V @ 1.7/1.5 A	-12 to 15 V @ 1.7/1.5 A ***	NBB
HDBB105W-A+G *		5 V @ 12 A	+12 to 15 V @ 1.7/1.5 A	-12 to 15 V @ 1.7/1.5 A ***	DBB
HDCC150W-A+G *		5 V @ 12 A	+12 to 15 V @ 3.4/3 A	-12 to 15 V @ 3.4/3 A ***	DCC

*Requires fan cooling

** May require fan cooling

***No. 3 output usable at -5 V, rate at 1/2 of 15 V current rating.

Outputs rated at 9 to 15V, 12 to 15V, or 18 to 24V are user adjustable outputs.

All outputs without + or - sign are isolated outputs and may be referenced as either a positive or negative output.

FIXED DISK SERIES

Both models without UL, CSA or TUV

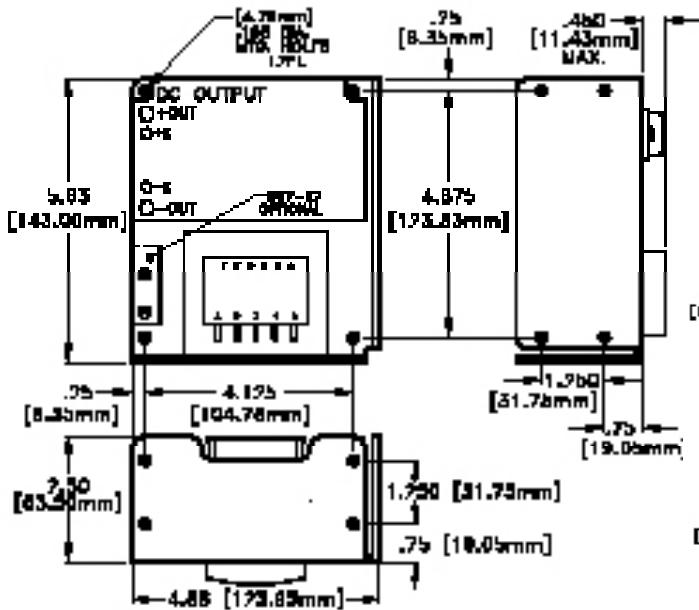
Commercial Model (Dual)	Output 1	Output 2	Output 3	Case
CP379-A+G	+5 V @ 6 A	+ 24 V @ 3.5/6 A PK	-5 or -12 @ 1.2 A	NBB
CP498-A+G	+5 V @ 6 A	+ 12 V @ 5/10 A PK	-12 V @ 0.5 A	NBB



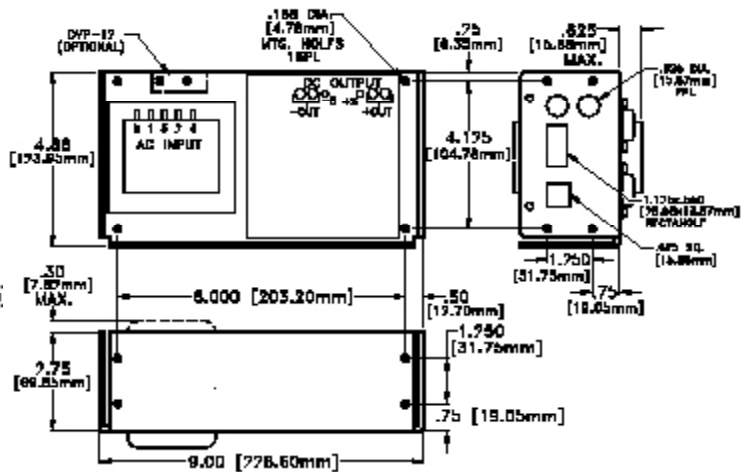
A CASE (WT. 1 LB.)



B CASE (WT. 2 LB.)



C CASE (WT. 4 LB.)



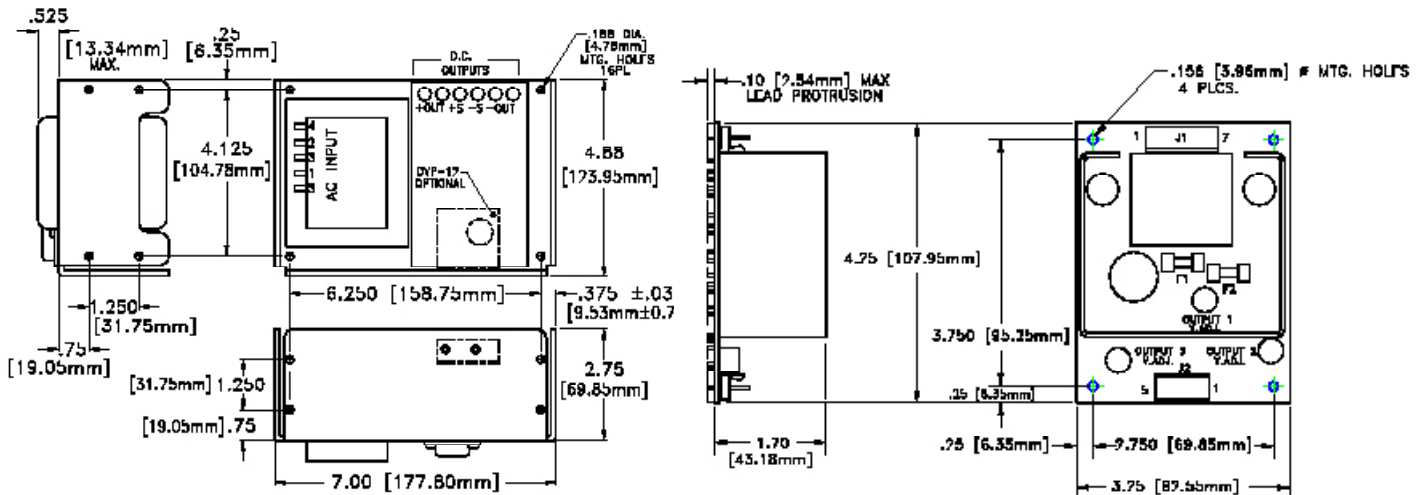
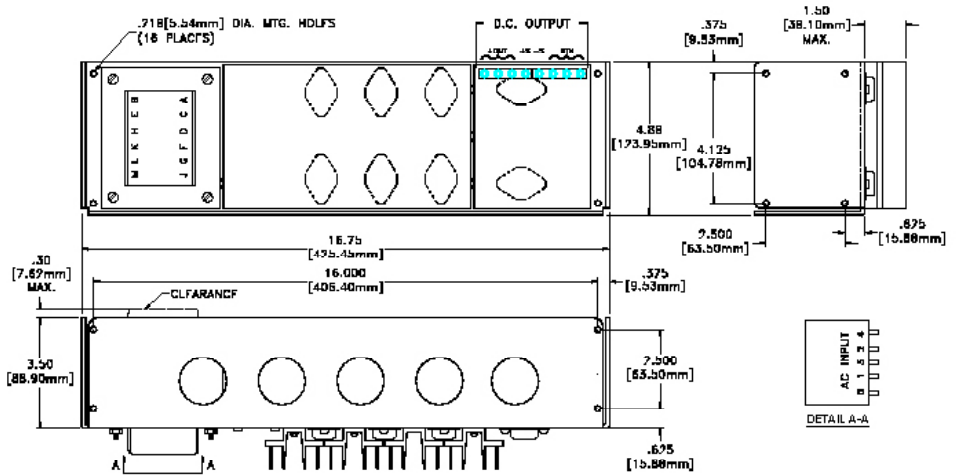
D CASE (WT. 7.5 LB.)



E CASE (WT. 10 LB.)

F CASE
(WT. F5: 14 LB.; F15, 24: 18 LB.)

G CASE (WT. G5: 19 LB.)



N CASE (WT. 7 LB.)

L CASE (WT. 1 LB.)

INTERNATIONAL + LINEAR MECHANICAL SPECIFICATIONS



AA CASE (WT. 2 LB.)

BB CASE (WT. 4 LB.)

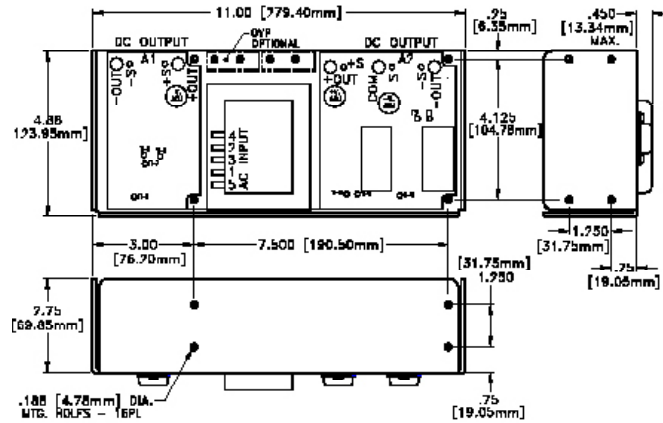
CC CASE (WT. 7 LB.)



BAA CASE (WT. 5 LB.)



CBB CASE (WT. 8 LB.)



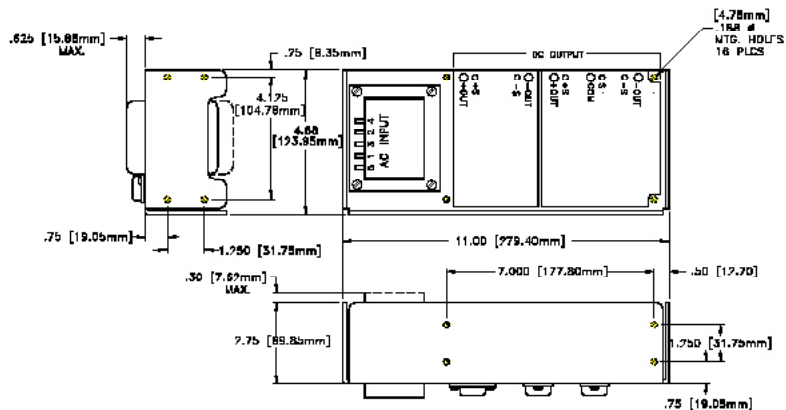
DBB CASE (WT. 11 LB.)



DCC CASE (WT. 12 LB.)



NBB CASE (WT. 12 LB.)





Компания «ЭлектроПласт» предлагает заключение долгосрочных отношений при поставках импортных электронных компонентов на взаимовыгодных условиях!

Наши преимущества:

- Оперативные поставки широкого спектра электронных компонентов отечественного и импортного производства напрямую от производителей и с крупнейших мировых складов;
- Поставка более 17-ти миллионов наименований электронных компонентов;
- Поставка сложных, дефицитных, либо снятых с производства позиций;
- Оперативные сроки поставки под заказ (от 5 рабочих дней);
- Экспресс доставка в любую точку России;
- Техническая поддержка проекта, помощь в подборе аналогов, поставка прототипов;
- Система менеджмента качества сертифицирована по Международному стандарту ISO 9001;
- Лицензия ФСБ на осуществление работ с использованием сведений, составляющих государственную тайну;
- Поставка специализированных компонентов (Xilinx, Altera, Analog Devices, Intersil, Interpoint, Microsemi, Aeroflex, Peregrine, Syfer, Eurofarad, Texas Instrument, Miteq, Cobham, E2V, MA-COM, Hittite, Mini-Circuits, General Dynamics и др.);

Помимо этого, одним из направлений компании «ЭлектроПласт» является направление «Источники питания». Мы предлагаем Вам помощь Конструкторского отдела:

- Подбор оптимального решения, техническое обоснование при выборе компонента;
- Подбор аналогов;
- Консультации по применению компонента;
- Поставка образцов и прототипов;
- Техническая поддержка проекта;
- Защита от снятия компонента с производства.



Как с нами связаться

Телефон: 8 (812) 309 58 32 (многоканальный)

Факс: 8 (812) 320-02-42

Электронная почта: org@eplast1.ru

Адрес: 198099, г. Санкт-Петербург, ул. Калинина, дом 2, корпус 4, литера А.