

ZXTP25040DFH

40V SOT23 PNP medium power transistor

Summary

$BV_{CEO} > -40V$

$BV_{ECO} > -3V$;

$I_{C(CONT)} = -3A$

$R_{CE(sat)} = 55\ m\Omega$;

$V_{CE(sat)} < -85mV @ 1A$;

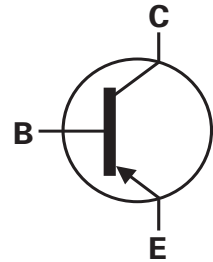
$P_D = 1.25W$

Complementary part number ZXTN25040DFH



Description

Advanced process capability and package design have been used to maximize the power handling and performance of this small outline transistor. The compact size and ratings of this device make it ideally suited to applications where space is at a premium.

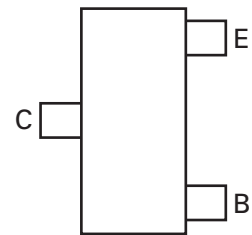


Features

- High power dissipation SOT23 package
- High peak current
- Low saturation voltage
- 3V reverse blocking voltage

Applications

- MOSFET and IGBT gate driving
- DC - DC converters
- Motor drive
- High side driver



Pinout - top view

Ordering information

| Device | Reel size (inches) | Tape width | Quantity per reel |
|----------------|--------------------|------------|-------------------|
| ZXTP25040DFHTA | 7 | 8mm | 3000 |

Device marking

024

ZXTP25040DFH

Absolute maximum ratings

| Parameter | Symbol | Limit | Unit |
|--|----------------|--------------|------------|
| Collector-base voltage | V_{CBO} | -45 | V |
| Collector-emitter voltage (forward blocking) | V_{CEO} | -40 | V |
| Emitter-collector voltage (reverse blocking) | V_{ECO} | -3 | V |
| Emitter-base voltage | V_{EBO} | -7 | V |
| Continuous collector current ^(b) | I_C | -3 | A |
| Peak pulse current | I_{CM} | -9 | A |
| Power dissipation at $T_A = 25^\circ\text{C}$ ^(a) linear derating factor | P_D | 0.73 5.84 | W mW/°C |
| Power dissipation at $T_A = 25^\circ\text{C}$ ^(b) linear derating factor | P_D | 1.05 8.4 | W mW/°C |
| Power dissipation at $T_A = 25^\circ\text{C}$ ^(c) linear derating factor | P_D | 1.25 9.6 | W mW/°C |
| Power dissipation at $T_A = 25^\circ\text{C}$ ^(d) linear derating factor | P_D | 1.81 14.5 | W mW/°C |
| Operating and storage temperature range | T_j, T_{stg} | -55 to 150 | °C |

Thermal resistance

| Parameter | Symbol | Limit | Unit |
|------------------------------------|-----------------|-------|------|
| Junction to ambient ^(a) | $R_{\theta JA}$ | 171 | °C/W |
| Junction to ambient ^(b) | $R_{\theta JA}$ | 119 | °C/W |
| Junction to ambient ^(c) | $R_{\theta JA}$ | 100 | °C/W |
| Junction to ambient ^(d) | $R_{\theta JA}$ | 69 | °C/W |

NOTES:

(a) For a device surface mounted on 15mm x 15mm x 1.6mm FR4 PCB with high coverage of single sided 1oz copper, in still air conditions.

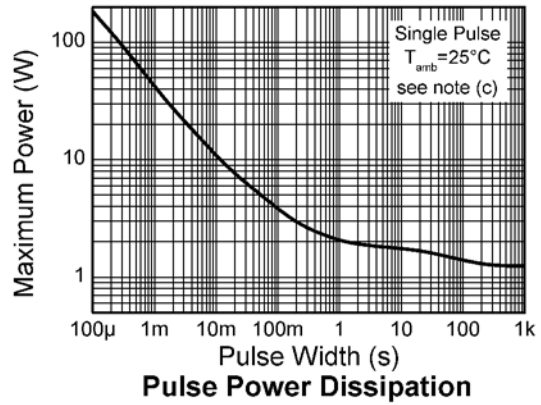
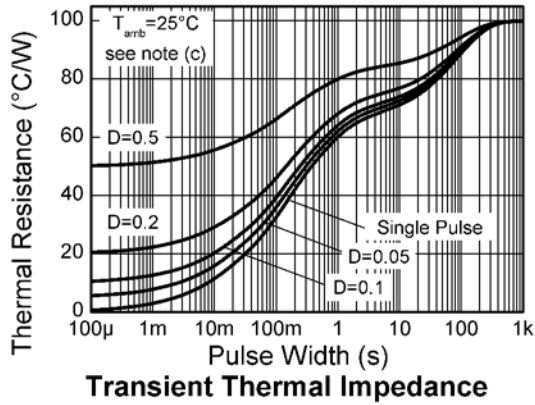
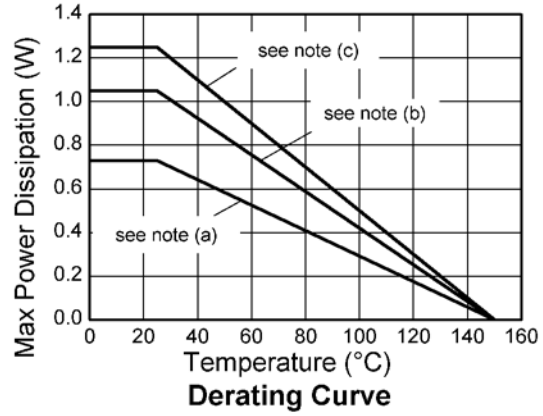

(b) Mounted on 25mm x 25mm x 1.6mm FR4 PCB with a high coverage of single sided 2 oz copper in still air conditions.

(c) Mounted on 50mm x 50mm x 1.6mm FR4 PCB with a high coverage of single sided 2 oz copper in still air conditions.

(d) As (c) above measured at $t < 5\text{sec}$.

ZXTP25040DFH

Characteristics



ZXTP25040DFH

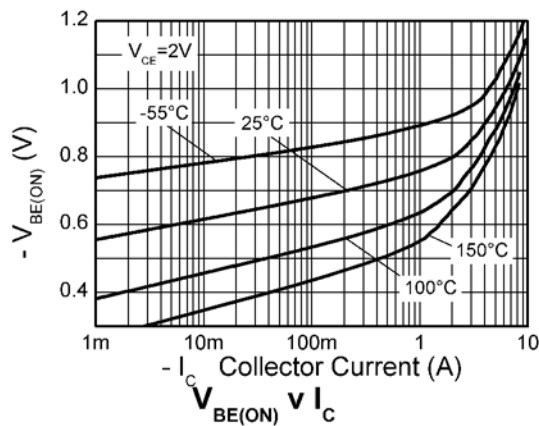
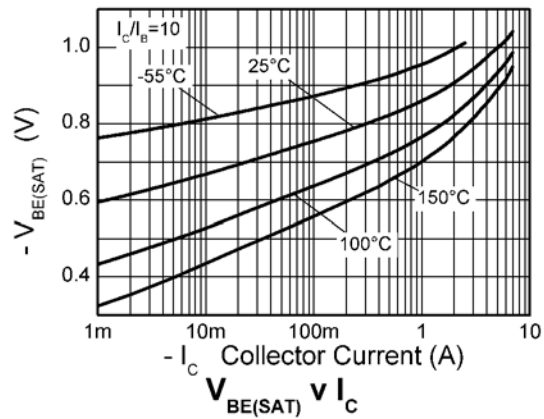
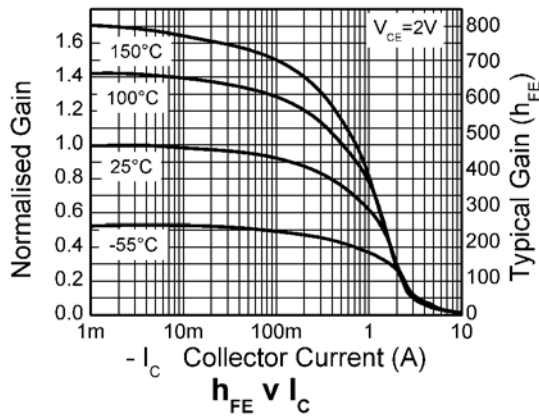
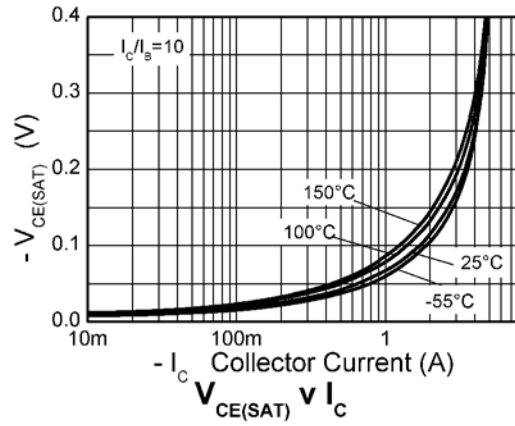
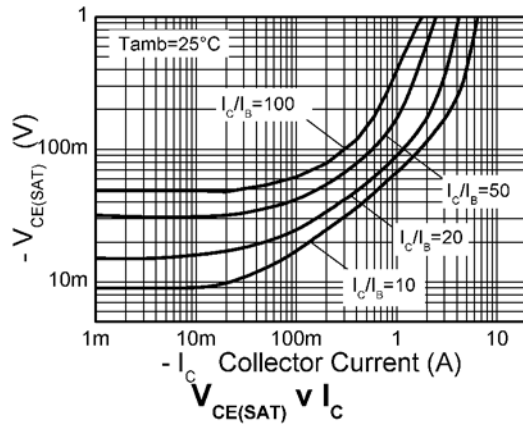
Electrical characteristics (at $T_{AMB} = 25^{\circ}\text{C}$ unless otherwise stated)

| Parameter | Symbol | Min. | Typ. | Max. | Unit | Conditions |
|--|---------------|------------------|---------------------|---------------------|---------------------|---|
| Collector-base breakdown voltage | BV_{CBO} | -45 | -75 | | V | $I_C = -100\mu\text{A}$ |
| Collector-emitter breakdown voltage (base open) | BV_{CEO} | -40 | -65 | | V | $I_C = -10\text{mA}^{(*)}$ |
| Emitter-collector breakdown voltage (reverse blocking) | BV_{ECO} | -3 | -8.7 | | V | $I_E = -100\mu\text{A}$ |
| Emitter-base breakdown voltage | BV_{EBO} | -7 | -8.2 | | V | $I_E = -100\mu\text{A}$ |
| Collector cut-off current | I_{CBO} | | <-1 | -50 -0.5 | nA μA | $V_{CB} = -45\text{V}$ $V_{CB} = -45\text{V}, T_{amb} = 100^{\circ}\text{C}$ |
| Emitter cut-off current | I_{EBO} | | <-1 | -50 | nA | $V_{EB} = -5.6\text{V}$ |
| Collector-emitter saturation voltage | $V_{CE(sat)}$ | | -170 -65 -165 | -260 -85 -220 | mV mV mV | $I_C = -1\text{A}, I_B = -20\text{mA}^{(*)}$ $I_C = -1\text{A}, I_B = -100\text{mA}^{(*)}$ $I_C = -3\text{A}, I_B = -300\text{mA}^{(*)}$ |
| Base-emitter saturation voltage | $V_{BE(sat)}$ | | -930 | -1000 | mV | $I_C = -3\text{A}, I_B = -300\text{mA}^{(*)}$ |
| Base-emitter turn-on voltage | $V_{BE(on)}$ | | -830 | -900 | mV | $I_C = -3\text{A}, V_{CE} = -2\text{V}^{(*)}$ |
| Static forward current transfer ratio | h_{FE} | 300 200 30 | 450 300 60 | 900 | | $I_C = -10\text{mA}, V_{CE} = -2\text{V}^{(*)}$ $I_C = -1\text{A}, V_{CE} = -2\text{V}^{(*)}$ $I_C = -3\text{A}, V_{CE} = -2\text{V}^{(*)}$ |
| Transition frequency | f_T | | 270 | | MHz | $I_C = -50\text{mA}, V_{CE} = -10\text{V}$ $f = 100\text{MHz}$ |
| Output capacitance | C_{OBO} | | 17.4 | | pF | $V_{CB} = -10\text{V}, f = 1\text{MHz}^{(*)}$ |
| Turn-on time | $t_{(on)}$ | | 75.5 | | ns | $V_{CC} = -15\text{V}, I_C = -750\text{mA}, I_{B1} = I_{B2} = -15\text{mA}$. |
| Turn-off time | $t_{(off)}$ | | 320 | | ns | |

NOTES:

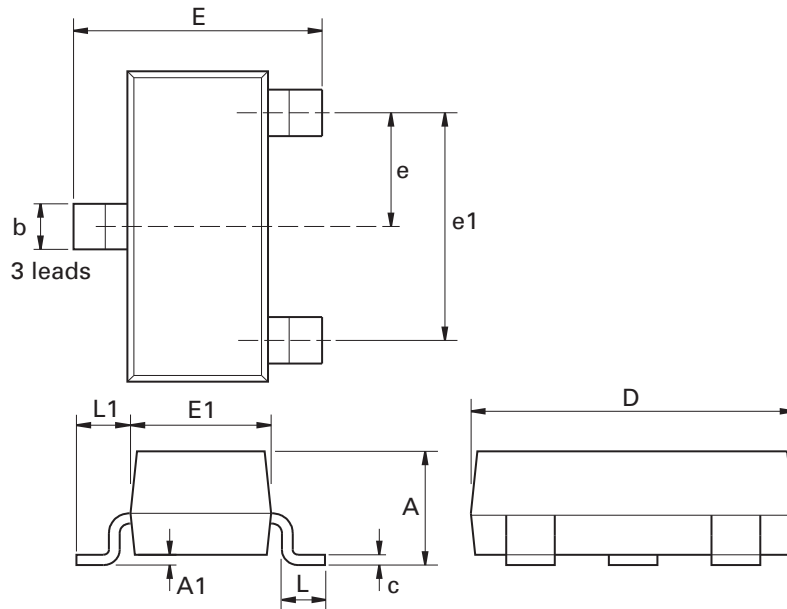
(*) Measured under pulsed conditions. Pulse width $\leq 300\mu\text{s}$; duty cycle $\leq 2\%$.

Typical characteristics



ZXTP25040DFH

Package outline - SOT23



| Dim. | Millimeters | | Inches | | Dim. | Millimeters | | Inches | |
|------|-------------|------|-----------|-------|------|-------------|------|-----------|--------|
| | Min. | Max. | Min. | Max. | | Min. | Max. | Min. | Max. |
| A | - | 1.12 | - | 0.044 | e1 | 1.90 NOM | | 0.075 NOM | |
| A1 | 0.01 | 0.10 | 0.0004 | 0.004 | E | 2.10 | 2.64 | 0.083 | 0.104 |
| b | 0.30 | 0.50 | 0.012 | 0.020 | E1 | 1.20 | 1.40 | 0.047 | 0.055 |
| c | 0.085 | 0.20 | 0.003 | 0.008 | L | 0.25 | 0.60 | 0.0098 | 0.0236 |
| D | 2.80 | 3.04 | 0.110 | 0.120 | L1 | 0.45 | 0.62 | 0.018 | 0.024 |
| e | 0.95 NOM | | 0.037 NOM | | - | - | - | - | - |

Note: Controlling dimensions are in millimeters. Approximate dimensions are provided in inches

Europe

Zetex GmbH
Kustermann-Park
D-81541 München
Germany

Telefon: (49) 89 45 49 49 0
Fax: (49) 89 45 49 49 49
europe.sales@zetex.com

Americas

Zetex Inc
700 Veterans Memorial Highway
Hauppauge, NY 11788
USA

Telephone: (1) 631 360 2222
Fax: (1) 631 360 8222
usa.sales@zetex.com

Asia Pacific

Zetex (Asia Ltd)
3701-04 Metroplaza Tower 1
Hing Fong Road, Kwai Fong
Hong Kong

Telephone: (852) 26100 611
Fax: (852) 24250 494
asia.sales@zetex.com

Corporate Headquarters

Zetex Semiconductors plc
Zetex Technology Park, Chadderton
Oldham, OL9 9LL
United Kingdom

Telephone: (44) 161 622 4444
Fax: (44) 161 622 4446
hq@zetex.com

For international sales offices visit www.zetex.com/offices

Zetex products are distributed worldwide. For details, see www.zetex.com/salesnetwork

This publication is issued to provide outline information only which (unless agreed by the company in writing) may not be used, applied or reproduced for any purpose or form part of any order or contact or be regarded as a representation relating to the products or services concerned. The company reserves the right to alter without notice the specification, design, price or conditions of supply of any product or service.



Компания «ЭлектроПласт» предлагает заключение долгосрочных отношений при поставках импортных электронных компонентов на взаимовыгодных условиях!

Наши преимущества:

- Оперативные поставки широкого спектра электронных компонентов отечественного и импортного производства напрямую от производителей и с крупнейших мировых складов;
- Поставка более 17-ти миллионов наименований электронных компонентов;
- Поставка сложных, дефицитных, либо снятых с производства позиций;
- Оперативные сроки поставки под заказ (от 5 рабочих дней);
- Экспресс доставка в любую точку России;
- Техническая поддержка проекта, помощь в подборе аналогов, поставка прототипов;
- Система менеджмента качества сертифицирована по Международному стандарту ISO 9001;
- Лицензия ФСБ на осуществление работ с использованием сведений, составляющих государственную тайну;
- Поставка специализированных компонентов (Xilinx, Altera, Analog Devices, Intersil, Interpoint, Microsemi, Aeroflex, Peregrine, Syfer, Eurofarad, Texas Instrument, Miteq, Cobham, E2V, MA-COM, Hittite, Mini-Circuits, General Dynamics и др.);

Помимо этого, одним из направлений компании «ЭлектроПласт» является направление «Источники питания». Мы предлагаем Вам помощь Конструкторского отдела:

- Подбор оптимального решения, техническое обоснование при выборе компонента;
- Подбор аналогов;
- Консультации по применению компонента;
- Поставка образцов и прототипов;
- Техническая поддержка проекта;
- Защита от снятия компонента с производства.



Как с нами связаться

Телефон: 8 (812) 309 58 32 (многоканальный)

Факс: 8 (812) 320-02-42

Электронная почта: org@eplast1.ru

Адрес: 198099, г. Санкт-Петербург, ул. Калинина, дом 2, корпус 4, литера А.